



# LIBRARIES

UNIVERSITY OF WISCONSIN-MADISON

## **Wisconsin men's basketball media guide. 2003**

Madison, Wisconsin: UW Sports Information Office, 2003

<https://digital.library.wisc.edu/1711.dl/62X7CYZCX7PUD83>

<http://rightsstatements.org/vocab/InC/1.0/>

The libraries provide public access to a wide range of material, including online exhibits, digitized collections, archival finding aids, our catalog, online articles, and a growing range of materials in many media.

When possible, we provide rights information in catalog records, finding aids, and other metadata that accompanies collections or items. However, it is always the user's obligation to evaluate copyright and rights issues in light of their own use.








# WISCONSIN

MEN'S BASKETBALL MEDIA GUIDE



# BACK-TO-BACK BIG TEN CHAMPS



## Badger Milestones From the Last Two Seasons

- ▶ Back-to-Back Big Ten Championships (first for UW since 1923-24)
- ▶ School-record 24 wins in 2002-03
- ▶ 23 Big Ten victories, the most for UW in a two-year span since 1913-14 (12 Big Ten wins in 2003 tied a school record)
- ▶ Won NCAA tournament games in consecutive seasons for the first time in school history
- ▶ Advanced to the 2003 NCAA Tournament "Sweet 16"
- ▶ Undefeated at home in conference games and 28-2 overall at the Kohl Center
- ▶ Bo Ryan named Big Ten Coach of the Year twice



# 2001-02 . . . THE START OF SOMETHING BIG

When Wisconsin started the 2001-02 season 1-4, not many people knew what to expect from the remainder of the season. What almost no one could have forecasted was the Badgers hoisting the Big Ten trophy at the end of the regular season. But that's exactly what happened as the UW rebounded from that tough start to win 15 of its final 20 regular-season games.

Included among those victories were some very memorable games. State rival Marquette came to the Kohl Center riding a perfect 10-0 record and ranked among the top 15 in the country. The Golden Eagles left with an 86-73 loss after Kirk Penney exploded for 33 points.

The beginning of the Big Ten season proved to be prophetic as conference favorite Illinois traveled to Madison in early January armed with a No. 7 ranking. Not to be intimidated, the Badgers made off with the biggest win of the Bo Ryan era (the first of many during the season) 72-66.

One week later, the UW traveled to East Lansing, Mich., attempting to do what no team had done in almost four years, beat Michigan State at home. The Badgers, on Freddie Owens' basket with




25 seconds left, did just that, ending the Spartans' Big Ten-record 53-game home-winning streak.

The Badgers were exceeding expectations most of the season but it wasn't until a four-day span in the middle of February when the country started to take notice. It started with another streak-ending road victory, this time a 64-63 victory at Indiana on Feb. 13.

Wisconsin had not won in Bloomington since 1977 (when Bo Ryan was an assistant at UW), a span of 22 games.

The following Saturday afternoon at Minnesota, Penney put on a show that may not be soon duplicated. With the Badgers trailing by as many as 13 points in the second half, Penney erupted for 27 points over the final 15:31 of the game to carry Wisconsin to a 67-62 win.

In all, the Badgers won their final six regular-season Big Ten games and earned the top seed in the Big Ten Tournament. Their 11-5 record in conference play was their best since going 10-4 in 1962. The Badgers went on to defeat St. John's in the first round of the NCAA tournament before falling to eventual national champion Maryland.



**Above:** In 2002, Bo Ryan became the first UW coach to earn Big Ten Coach of the Year honors. His 19 wins were the most-ever for a UW rookie coach.

**Top:** Wisconsin defeated No. 7 Illinois, 72-66, on Jan. 5 at the Kohl Center for its first conference win. It was the UW's first win over a top-10 team since defeating Arizona in the 2000 NCAA Tournament.

**Left:** Mike Wilkinson had 16 points and 12 rebounds as the Badgers knocked off undefeated and 14th-ranked Marquette 86-73 on Dec. 22.

**Top Left:** Devin Harris had one of the best freshman campaigns in Badger history, finishing second on the team with 12.3 ppg. and setting UW rookie marks for starts and minutes played.

**Top Right:** The Badgers defeated 16th-ranked Ohio State, 94-92, in overtime on Feb. 6.

**Left:** Kirk Penney, a first-team All-Big Ten selection in 2002, scored 21 points as Wisconsin defeated Michigan, 74-54, on Feb. 27 to clinch a share of its first Big Ten title since 1947.

## 2001-02 RESULTS

Date	Opponent (A.P. Rank)	Result
Nov. 17	at UNLV	L, 69-74
Nov. 23	at Hawaii-Hilo	W, 78-62
Nov. 24	vs. Weber State	L, 69-73
Nov. 25	vs. Hawaii	L, 57-60
Nov. 28	at Georgia Tech	L, 61-62
Dec. 1	UW-Green Bay	W, 70-57
Dec. 3	Temple	L, 67-70 (2OT)
Dec. 8	at Ohio	W, 77-71
Dec. 10	at Xavier	L, 48-57
Dec. 15	Furman	W, 68-60
Dec. 22	Marquette (14)	W, 86-73
Dec. 27	at UW-Milwaukee	W, 81-79
Dec. 29	Tennessee	W, 65-62
Jan. 2	at Iowa (9)	L, 57-69
Jan. 5	Illinois (7)	W, 72-66
Jan. 9	at Penn State	L, 49-51
Jan. 12	at Michigan State (25)	W, 64-63
Jan. 16	Minnesota	W, 73-64
Jan. 19	Purdue	W, 77-66
Jan. 23	at Illinois (9)	L, 48-80
Jan. 26	Penn State	W, 66-63
Jan. 30	at Northwestern	L, 60-69
Feb. 2	at Michigan	L, 53-64
Feb. 6	Ohio State (16)	W, 94-92 (OT)
Feb. 9	Northwestern	W, 73-44
Feb. 13	at Indiana (22)	W, 64-63
Feb. 16	at Minnesota	W, 67-62
Feb. 19	Iowa	W, 64-56
Feb. 27	Michigan	W, 74-54
March 8	vs. Iowa*	L, 56-58
March 15	vs. St. John's#	W, 80-70
March 17	vs. Maryland (4)#	L, 57-87

\* - Big Ten Tournament  
# - NCAA Tournament



# 2002-03 . . . TWICE AS NICE

Heading into the 2002-03 season, there was a guarded optimism around the Wisconsin basketball team. The Badgers returned five of their top seven players that had shared the Big Ten championship a year before. Much like 2001-02, though, the final results exceeded all expectations for the club.

UW went through the non-conference season 10-2, losing to eventual conference champions Wake Forest (ACC) and Marquette (C-USA). Among the victories was a 91-74 win over UNLV that served as a coming-out party for freshman Alando Tucker. Tucker had career highs in points (24) and rebounds (18) while setting a school record for offensive boards with 11. Another impressive non-conference came at Temple where the Badgers, led by Devin Harris' five three-pointers, set a Liacouras Center scoring record for an Owls' opponent.

The Big Ten season started on a sour note for Wisconsin. The Badgers blew a 15-point lead with 5:36 remaining a lost at Michigan in the league opener. UW then fell to 0-2 with a road loss to Illinois.







Wisconsin picked up its first win of the Big Ten season on Jan. 15, defeating Minnesota at home. The Badgers then returned the road and thanks to a Kirk Penney basket with seven seconds remaining, left Columbus with a 53-52 win over Ohio State.

Three straight home wins, each by at least 13 points, gave Wisconsin a 5-2 league record. After taking a bump at Purdue, the Badgers went on another three-game winning streak. That streak culminated with home wins over Michigan State and Indiana,

both in nationally televised games. Those wins propelled UW into a tie for first place.

Wisconsin struggled in a road loss to Penn State that dropped them from the conference lead. That would be the UW's last loss of the conference season. The Badgers overcame an eight-point halftime deficit to win at Iowa then gained a measure of revenge by beating Michigan, 73-42, to gain sole possession of first place. A road win at Minnesota set up a showdown for the conference title against Illinois at the Kohl Center. After Illinois' Brian Cook tied the game at 59-59 with a jumper with 11 seconds remaining, UW sophomore point guard Devin Harris was fouled going to the basket with 0.4 seconds remaining. He hit 1-2 free throws to give the Badgers their first back-to-back Big Ten championships since 1923 and 1924.

The magic didn't end in the regular season as the Badgers advanced to the "Sweet 16" of the NCAA tournament, thanks to the biggest comeback in school history. Freddie Owens' three-pointer with one second left gave the UW a 61-60 win over Tulsa and capped a 13-point comeback over the final 3:36. It was Wisconsin's 24th win of the season, a school record.



**Top Right:** Bo Ryan became the first coach in Big Ten history to earn conference Coach of the Year honors in each of his first two seasons.

**Left:** Freddie Owens earned MVP honors at the season-opening NABC Classic. Owens began the season with seven consecutive games with at least 13 points.

**Right:** This Dave Mader lay-up against Minnesota ignited a 10-1 UW run late in the game to help the Badgers earn their first conference victory, on Jan. 15 at the Kohl Center.

**Top Left:** Alando Tucker was named to the Big Ten All-Freshmen team and started the final 27 games. He led the conference in offensive rebounds and his 86 offensive boards set a UW season record.

**Top Center:** Mike Wilkinson averaged 15.3 points in the Badgers' three-game run to the 2003 NCAA Tournament "Sweet 16."

**Top Right:** Senior Kirk Penney became the first Badger since Ab Nicholas (1951-52) to earn first-team All-Big Ten honors in consecutive seasons. He fin-

ished his career in sixth place on UW's all-time scoring list with 1,454 points.

**Bottom Left:** Devin Harris blocked MSU's Chris Hill with 2:49 left in the game to help the Badgers earn a critical win over Michigan State on Feb. 11.

**Bottom Right:** Harris' free throw with 0.4 seconds left gave Wisconsin a 60-59 win over Illinois on March 5. The Badgers clinched the outright Big Ten title that night, their second consecutive conference championship.

## 2002-03 RESULTS

Date	Opponent (A.P. Rank)	Result
Nov. 15	Eastern Washington	W, 81-55
Nov. 16	Northern Illinois	W, 84-56
Nov. 23	UW-Milwaukee	W, 83-72
Nov. 30	at UW-Green Bay	W, 69-52
Dec. 4	Wake Forest	L, 80-90
Dec. 7	UNLV	W, 91-74
Dec. 11	New Hampshire	W, 85-36
Dec. 14	at Marquette (16)	L, 54-63
Dec. 21	Texas Southern	W, 81-58
Dec. 23	Ohio	W, 75-51
Jan. 2	at Temple	W, 80-67
Jan. 4	Chicago State	W, 73-45
Jan. 8	at Michigan	L, 65-66
Jan. 11	at Illinois (10)	L, 63-69
Jan. 15	Minnesota	W, 66-50
Jan. 18	at Ohio State	W, 53-52
Jan. 22	Iowa	W, 74-61
Jan. 29	Northwestern	W, 69-50
Feb. 1	Penn State	W, 86-55
Feb. 5	at Purdue (24)	L, 60-78
Feb. 8	at Northwestern	W, 74-59
Feb. 11	Michigan State	W, 64-53
Feb. 15	Indiana	W, 71-59
Feb. 19	at Penn State	L, 57-58
Feb. 22	at Iowa	W, 61-53
Feb. 26	Michigan	W, 73-42
March 2	at Minnesota	W, 69-61
March 5	Illinois (14)	W, 60-59
March 14	vs. Ohio State*	L, 50-58
March 20	vs. Weber State#	W, 81-74
March 22	vs. Tulsa#	W, 61-60
March 27	vs. Kentucky (1)#	L, 57-63

\* - Big Ten Tournament  
# - NCAA Tournament



# TABLE OF CONTENTS

## Badger Basketball

Back-to-Back Big Ten Champs . . .Foldout  
 Badgers in the Postseason . . . . .2-3  
 The UW Tradition . . . . .4-5  
 Media Exposure . . . . .6-7  
 The Kohl Center . . . . .8-9  
 Gameday at Wisconsin . . . . .10-11  
 Building Better Badgers . . . . .12  
 The Big Ten Conference . . . . .13  
 Great Competition . . . . .14  
 Great Destinations . . . . .15  
 Badgers in the Pros . . . . .16

## Meet The Badgers

2003-04 Rosters . . . . .18  
 Radio/T.V. Roster . . . . .19  
 Season Outlook . . . . .20-21  
 Dave Mader . . . . .22-23  
 Freddie Owens . . . . .24-25  
 Ike Ukawuba . . . . .26-27  
 Clayton Hanson . . . . .28-29  
 Devin Harris . . . . .30-31  
 Mike Wilkinson . . . . .32-33  
 Jason Chappell . . . . .34-35  
 Andreas Helmigk . . . . .36-37  
 Ray Nixon . . . . .38-39  
 Alando Tucker . . . . .40-41  
 Boo Wade . . . . .42-43  
 Sharif Chambliss . . . . .44

## CREDITS

The 2003-04 Wisconsin Basketball Media Guide is a publication of the UW Sports Information office. The guide was written, edited and designed by assistant SID Brian Lucas. Additional editorial and research assistance from SID Justin Doherty, Associate SID Diane Nordstrom, SID Interns Jessica Burda and Nick Brilowski and student assistants Conor Caloia, Michael Burger, Kelsey Mandl and Angela Hong.

Designed by Barry Carlsen, UW Communications. Inside back cover sailboat photo by Parker Laas, courtesy of the Greater Madison Convention and Visitors Bureau. Madison copy and bicycling photo also courtesy of the GMCVB. No state tax revenue supported the printing of this guide.

Front cover photos by David Stluka and Larsen Photography. Back and inside front cover photos by Stluka. Photos inside by Stluka, Greg Anderson, Jeff Miller, Del Brown, Ron Jahnke, John Urban, Brian Lucas and Getty Images.

Zach Morley . . . . .45  
 Brian Butch . . . . .46  
 Kammron Taylor . . . . .47  
 Career Game-by-Game Stats . . . . .48-52

## Meet the Staff

Head Coach Bo Ryan . . . . .54-57  
 Assistant Coach Rob Jeter . . . . .58  
 Assistant Coach Gary Close . . . . .59  
 Assistant Coach Greg Gard . . . . .60  
 Dir. of Bball. Oper. Saul Phillips . . . . .61  
 Support Staff . . . . .62  
 Athletic Department Senior Staff . . . . .63  
 Athletic Department Staff . . . . .64

## 2002-03 Review


Season Notes . . . . .66-68  
 2002-03 Results . . . . .69  
 2002-03 Statistics . . . . .70  
 Game-by-Game Statistics . . . . .71  
 Team Highs & Lows . . . . .72  
 Individual Highs . . . . .73  
 Season Boxscores . . . . .74-84

## UW Records

Team Records . . . . .86-89  
 Winning Streaks/Best Starts . . . . .90  
 Opponent Records . . . . .91  
 Individual Records . . . . .92-97  
 Freshmen Records . . . . .98-99  
 1,000-Point Scorers . . . . .100-103  
 30-Point Performances . . . . .104  
 Kohl Center Records . . . . .105  
 Yearly Stats Leaders . . . . .106-108

## History

105 Yrs. of Badger Hoops . . . . .110-114  
 Honors and Awards . . . . .115-117  
 All-Americans . . . . .118-119  
 Badgers in the NBA . . . . .120  
 NCAA Tourney Records . . . . .121-123  
 1941 NCAA Champions . . . . .124  
 2000 Final Four . . . . .125  
 NCAA Tourney Boxscores . . . . .126-131  
 UW in the NIT . . . . .132  
 UW in the Big Ten Tourney . . . . .133-134  
 UW & the A.P. Poll . . . . .135-137  
 Overtime Games . . . . .138  
 Comeback Wins . . . . .139  
 The Last Time . . . . .140  
 All-Time Results . . . . .141-150  
 All-Time Series Scores . . . . .151-162



Wisconsin vs. the Conferences . . . . .163  
 Year-by-Year Records . . . . .164-165  
 Year-by-Year Statistics . . . . .166-167  
 Season Stats Since 1984-85 . . . . .168-169  
 Past UW Coaches . . . . .170-171  
 Letterwinners . . . . .172-174  
 All-Time Lineups . . . . .175-176

## Media Information

UW Sports Info/Reference . . . . .178-179  
 Coverage Guidelines . . . . .180-181  
 Opponent Information . . . . .182-183  
 The Kohl Center . . . . .184  
 The Badger Fund . . . . .185  
 Badgers on TV . . . . .186  
 Badgers on Radio . . . . .187  
 Primary Media . . . . .188

## UW-Madison

University Information . . . . .189-208

### ON THE COVER

**Front:** Sophomore Alando Tucker (#42), senior Freddie Owens (#24), junior Devin Harris (#34), senior Dave Mader (#30), junior Mike Wilkinson (#54).


# BADGERS IN THE POSTSEASON

Wisconsin earned a No. 5 seed in the Midwest Region in the 2003 NCAA Tournament, marking the fifth consecutive season in which the Badgers earned an NCAA tournament bid. UW advanced to the "Sweet 16" last year with a dramatic come-from-behind win over Tulsa in the second round. It was the second "Sweet 16" appearance for Wisconsin in the past four years.

The Badgers are one of just 16 teams in the country, and one of three in the Big Ten, to have qualified for the NCAA tournament in each of the last five years. Wisconsin's seven wins in the last four NCAA tourneys are tied for the ninth-best in the country over that time frame.

Head coach Bo Ryan became the first coach to lead the UW to NCAA appearances in each of his first two seasons. The Badgers also won games in consecutive NCAA tournaments for the first time in school history.


Over the past 15 years, starting with the 1988-89 season, Wisconsin has appeared in the postseason 11 times. Included in that run are seven NCAA tournament trips. During the 2000 tournament, the Badgers made headlines by defeating Fresno State, Arizona, LSU and Purdue on their way to the Final Four.



## ■ UW IN THE POSTSEASON




(SINCE 1989)

Year	Tournament
1988-89	NIT Second Round
1990-91	NIT Second Round
1992-93	NIT First Round
1993-94	NCAA Tournament Second Round
1995-96	NIT Second Round
1996-97	NCAA Tournament First Round
1998-99	NCAA Tournament First Round
1999-00	NCAA Tournament Final Four
2000-01	NCAA Tournament First Round
2001-02	NCAA Tournament Second Round
2002-03	NCAA Tournament "Sweet 16"



Top: Travon Davis celebrates after Wisconsin won the West Regional and advanced to the 2000 Final Four. Above and Left: Devin Harris and the Badgers advanced to the 2003 "Sweet 16" in Minneapolis, Minn.





### FIVE STRAIGHT NCAA TOURNEY APPEARANCES

Wisconsin is one of just three teams in the Big Ten and one of just 16 in the country to have earned an NCAA tournament bid in each of the past five seasons. Here are the 16 teams, listed in order of their average seed.

Team	Avg. Seed
Duke	1.4
Arizona	2.2
Kentucky	3.0
Maryland	3.0
Stanford	3.2
Cincinnati	3.8
Michigan State	4.0
Florida	4.2
Kansas	4.2
Oklahoma	4.6
Texas	5.0
Indiana	5.6
<b>Wisconsin</b>	<b>6.4</b>
Oklahoma State	7.2
Missouri	8.4
Creighton	9.6

### NCAA TOURNEY WINS OVER THE LAST FOUR YEARS

Team	Wins
1. Maryland	13
Michigan State	13
3. Duke	12
Kansas	12
5. Arizona	11
6. Syracuse	9
Kentucky	9
8. Oklahoma	8
<b>9. Wisconsin</b>	<b>7</b>
Florida	7
Texas	7
Illinois	7

**Top:** Stu Jackson's 1993-94 team, led by Tracy Webster, advanced to the NCAA tournament, the first appearance for UW since 1947.

**Middle:** The banner commemorating the Badgers' 2000 Final Four appearance; Kirk Penney (pictured as a freshman) was a part of seven NCAA tournament victories in his four seasons, the most of any Badger player in school history.

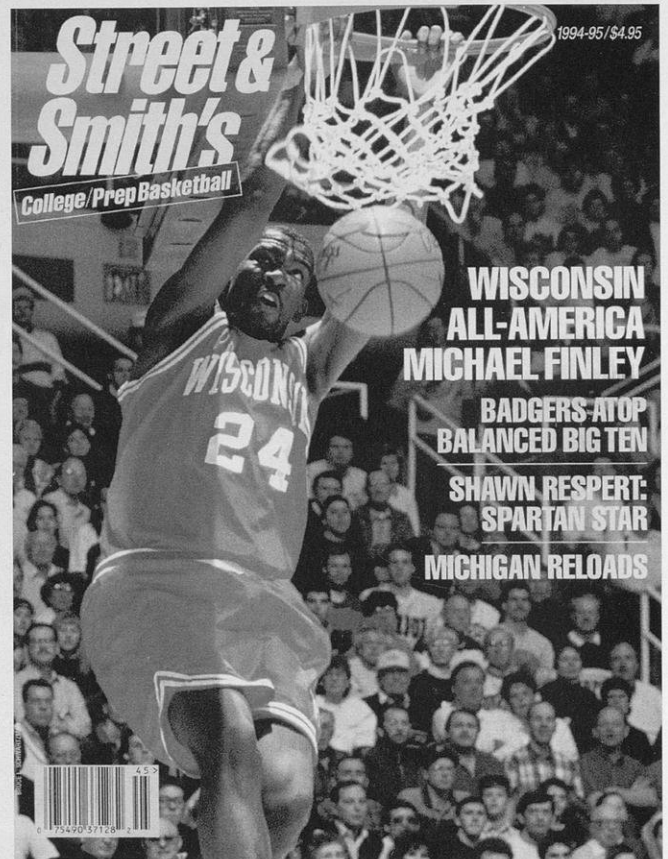
**Bottom:** Sean Mason (#11) and Mike Kelley led Wisconsin to the NCAA tournament in 1999, the start of the Badgers' current five-season NCAA tourney streak.

# UW TRADITION

**W**isconsin basketball is a tradition 105 years in the making. The Badgers played their first game on Jan. 21, 1899 and have played 2,220 since then. UW joins Illinois and Purdue as the only teams to compete in the Big Ten Conference in each of its 98 years. With back-to-back conference titles in 2002 and 2003, Wisconsin has moved into fourth place among Big Ten schools with 16 league titles.

The Badgers are also no stranger to postseason play, having compiled a 12-8 record in nine NCAA tournament appearances. Seven of those appearances have come in the last 10 years, including a current school-record streak of five straight seasons. The UW has two "Sweet 16" appearances in the past four years, including a trip to the 2000 Final Four. Wisconsin has also made four appearances in the NIT, coming in an eight-year span from 1989-96. As for the relatively new Big Ten tournament, the UW is one of just two teams to earn the No. 1 seed twice in its six-year existence.

Wisconsin also boasts of some great individuals in its storied history. The most famous name for many basketball fans is Michael Finley, the school's all-time leading scorer and current member of the NBA's Dallas Mavericks. Walter "Doc" Meanwell, a member of the Basketball Hall of Fame, is a familiar name for any basketball historian. Meanwell won 246 games and eight Big Ten titles at Wisconsin in the early part of the 20th century. The latest name to be added to the list is Kirk Penney, who last year ended his career as the sixth all-time leading scorer in UW history. The only Olympian in school annals, Penney was a two-time first-team All-Big Ten selection, the first Badger to earn that honor in back-to-back seasons since another former UW great, Ab Nicholas, did so in 1951 and 1952.




**Top Right:** Michael Finley is Wisconsin's all-time leading scorer and is currently a member of the NBA's Dallas Mavericks.

**Left:** The Badgers shocked the country by advancing to the 2000 Final Four.

**Above:** Fans rushed the floor after the UW clinched the 2002 Big Ten title





**Top Left:** The Badgers won their lone NCAA championship in 1941, under the direction of Harold "Bud" Foster.

**Top Right:** Sean Daugherty nailed a 16-foot, buzzer-beating jumper against 16th-ranked Penn State to help UW clinch a berth in the 1996 NIT.

**Right:** Wisconsin defeated No. 14 Indiana at home in the regular-season finale in 2000 (Bob Knight's last Big Ten game), helping the Badgers earn a spot in the 2000 NCAA Tournament.

**Bottom:** Head coach Bo Ryan has led the Badgers to back-to-back Big Ten regular-season titles, only the third coach in conference history to do that in his first two seasons.

### BIG TEN CHAMPIONSHIPS

With back-to-back league titles in 2002 and 2003, Wisconsin now has 16 Big Ten Conference titles in school history. That is fourth-best among conference schools.

Team	No. of Titles (last)
Purdue	21 (1996)
Indiana	20 (2002c)
Ohio State	17 (2002c)
<b>Wisconsin</b>	<b>16 (2003)</b>
Illinois	15 (2002c)
Michigan	12 (1986)
Michigan State	10 (2001c)
Iowa	8 (1979c)
Minnesota	8 (1982)
Chicago	6 (1924c)
Northwestern	2 (1933c)




c - co-champion



# BIG-TIME MEDIA EXPOSURE

Fans of Wisconsin basketball are lucky enough to be able to follow Badger basketball from anywhere around the country. Of the UW's 64 games in the past two years, 46 have been televised. That includes 15 national television appearances, in which Wisconsin has gone 9-6. It is no different this season.

As of press time, 23 of the Badgers 27 regular-season games were slated to be carried live. Among those are four appearances on ESPN and one each on CBS and ESPN2. The UW opens the conference season with consecutive home games against Indiana and Michigan State, both on ESPN. Wisconsin then closes the Big Ten at Michigan State (a possible ESPN game) and at Indiana (a possible CBS game).



**Top:** Devin Harris is interviewed by ESPN's Bill Raftery following a Badger victory.

**Middle:** Kirk Penney addresses the media in the Kohl Center media room following Wisconsin's Big Ten title-clinching win over Illinois last year.

**Left:** Dick Enberg and Clark Kellogg called the UW's game at home vs. Indiana last year for CBS, a 71-59 Badger win.








**Top Left:** Bo Ryan addresses the media at the 2003 NCAA Tournament "Sweet 16" in Minneapolis.

**Top Right:** There were more than 120 credentialed media members on hand when the Badgers clinched the Big Ten title against Illinois last year.

**Middle:** Wisconsin has played on CBS seven times in the last two years (including the 2003 "Sweet 16" in Minneapolis) and has a 5-2 record in those games.

**Bottom Left:** Mike Kelley talks to ESPN's Andy Katz after the Badgers clinched a trip to the 2000 Final Four.

**Bottom Right:** Dave Barnett and Quinn Buckner of ESPN have made multiple trips to Madison. Four of the UW's home games will be televised by ESPN this season.



# THE KOHL CENTER...

The home for Wisconsin basketball is the Kohl Center, the third-largest (17,142) arena in the Big Ten Conference.

The facility is named after U.S. Sen. Herb Kohl, a 1956 Wisconsin-Madison graduate who donated \$25 million toward the arena's construction. Kohl's gift is the single largest private donation in UW history.

Former all-Big Ten basketball player Albert "Ab" Nicholas and his wife, Nancy Johnson Nicholas, pledged \$10 million toward the project. For their generosity, the facility's practice gymnasium is called the Nicholas-Johnson Pavilion.

The Kohl Center, which cost \$76.4 million, also is home to UW women's basketball, ice hockey and numerous concerts, shows and sporting events.

Among the well-known dignitaries and performers who have already appeared at the Kohl Center are Elton John and Billy Joel, The Eagles, 'N Sync, Tom Petty and the Heartbreakers, Shania Twain, the Moody Blues, John Mellencamp, Yanni, Cher, the Dave Matthews Band and the Dalai Lama.

## Kohl Center amenities include:

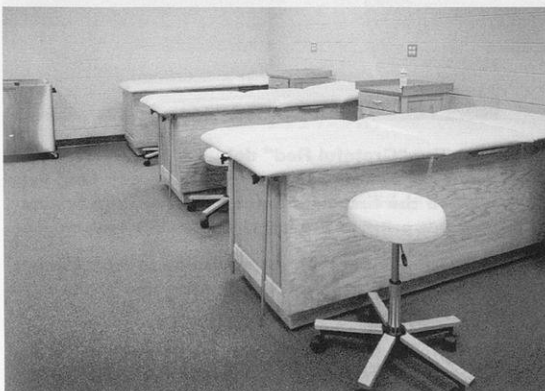

- Spacious, 2,200-square foot locker rooms
- 36 private suites
- Nicholas Suite with a 200-person capacity for hosting social gatherings
- a full-service retail store
- support staff facilities for equipment, strength and conditioning and athletic training
- UW Athletics Ticket Office
- offices for men's and women's basketball and men's hockey staffs
- spacious media room
- a 30,000 square foot loading dock





# HOME OF THE BADGERS

ON WISCONSIN




# GAMEDAY AT WISCONSIN ...

ON WISCONSIN

**W**isconsin fans are legendary for their support of Badger athletics. It's no different when it comes to basketball. Since the beginning of the 1998-99 season, the first full year the Kohl Center was opened, the UW has ranked no lower than 11th nationally in attendance. Last year, Wisconsin averaged a school-record 16,930 fans per home game, good for sixth in the country. That figure also led the Big Ten, and was the eighth-highest attendance figure in league history.

Another milestone for the UW was the creation of the "Grateful Red" student section. Each of the 2,051 student season-ticket holders received a red and white tie-dyed t-shirt. For the first time in Kohl Center history, student season tickets sold out prior to the beginning of the season. The bar was set even higher this year as every ticket for the 2003-04 season has been sold, ensuring that each of the Badgers' 15 home games will be a sellout. That is unprecedented in Kohl Center history.

Recently, *Sports Illustrated on Campus* named Madison the No. 1 Sports College Town in the country saying, "For good teams, good times and good cheer, there's no place like the home of the Badgers."



**Top:** The "Grateful Red" debuted on Dec. 4, 2002 when the Badgers took on Wake Forest. Last year marked the first time that student season tickets sold out prior to the beginning of the season.

**Left:** Fans show their appreciation to Kirk Penney on Senior Night, his final career game at the Kohl Center.

**Above:** The UW Dance Team placed second at the College Cheerleading and Dance Team National Championships at Walt Disney World in Orlando, Fla., last January.

## BEST COLLEGE SPORTS TOWNS

(ACCORDING TO SPORTS ILLUSTRATED ON CAMPUS)

- |                                |                                       |
|--------------------------------|---------------------------------------|
| 1. Madison, Wis. (Wisconsin)   | 6. Bloomington, Ind. (Indiana)        |
| 2. Athens, Ga. (Georgia)       | 7. Eugene, Ore. (Oregon)              |
| 3. Austin, Texas (Texas)       | 8. Knoxville, Tenn. (Tennessee)       |
| 4. Gainesville, Fla. (Florida) | 9. College Station, Texas (Texas A&M) |
| 5. Boulder, Colo. (Colorado)   | 10. Syracuse, N.Y. (Syracuse)         |



# THE BEST FANS IN THE COUNTRY

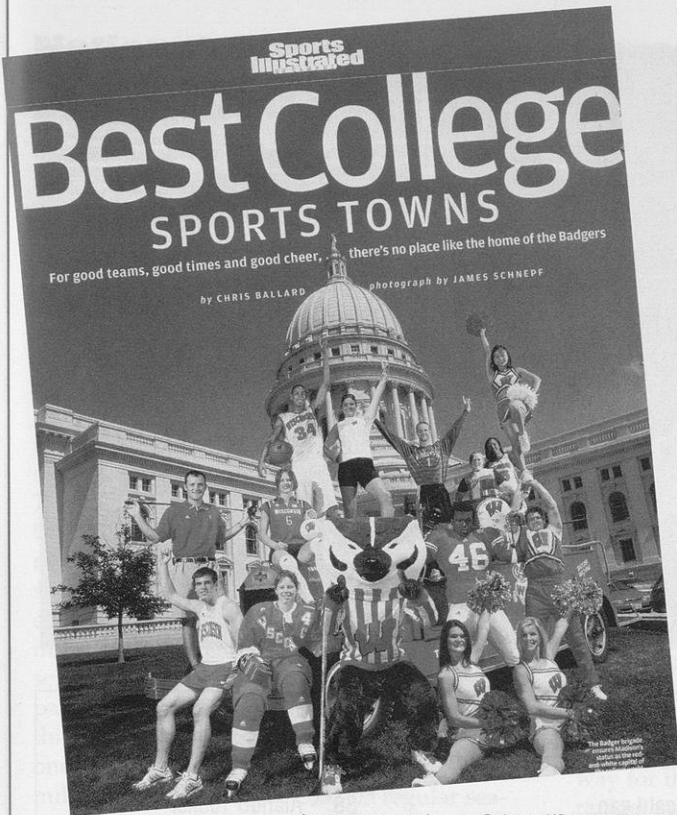


photo courtesy James Schnepf/Sports Illustrated



ON WISCONSIN



**ATTENDANCE RANKINGS**  
 (SINCE 1997-98)



Year	National Rank (Avg.)	Big Ten Rank
1997-98*	22nd (13,335)	7th
1998-99	10th (15,770)	2nd
1999-00	11th (16,163)	3rd
2000-01	7th (16,811)	2nd
2001-02	6th (16,528)	3rd
2002-03	6th (16,930)	1st

\* - The Badgers played eight of their 15 home games at the UW Field House





# BUILDING BETTER BADGERS

The University of Wisconsin Strength and Conditioning Program is committed to providing the ultimate training experience for each student-athlete. Our goal is to enhance the strength, speed, agility and conditioning of each athlete, while reducing the incidence of basketball related injuries. We take a proactive approach to accomplishing this through individual athlete evaluations and program design, Olympic lifting exercises and movement specific functional training. This is accomplished in a safe, yet competitive environment, where each student-athlete is encouraged to strive for personal excellence.



BASKETBALL WEIGHT ROOM RECORDS	
Vertical Leap	38" - Alando Tucker
Bench Press (Forwards)	325 lbs. - Alando Tucker
Bench Press (Guards)	300 lbs. - Freddie Owens
Hang Clean (Forwards & Centers)	300 lbs. - Dave Mader
	300 lbs. - Mike Wilkinson
Biggest Improvement - Bench Press (Forwards & Centers)	35 lbs. - Dave Mader (2002-03)

*Records held by current players only*





# THE BIG TEN CONFERENCE

## National Attendance Leaders -- 27 Years and Counting

Big Ten men's basketball led the nation in total attendance for the 27th straight season in 2002-03, as the Conference welcomed 2,254,521 total fans through the turnstiles, just shy of the national record the League set during the 2000-01 campaign (2,342,022). The Big Ten also led the way with an average attendance of 12,525 per game, nearly 1,000 more than the national runner-up (ACC - 11,542). In conference tournament action, the League ranked third nationally with an average per session attendance of 18,058 at the 2003 Big Ten Tournament held at the United Center in Chicago, Ill. The NCAA's final attendance numbers and rankings include both regular-season and conference tournament attendance. The Big Ten broke the two million mark in total attendance for the 11th straight season, as the League played host to 2,164,229 patrons in 175 regular-season games, the third-highest total in Conference annals. Only one other conference was able to draw two millions fans during the 2002-03 regular season, as the 12-member SEC attracted 2,033,944 patrons in 188 contests.

## Final Four Frenzy

The Big Ten Conference has accumulated the most Final Four appearances (39) and the second-most national titles (10) in college basketball history. The only other conference to reach double-figures in national championships is the Pac-10 with 15 titles while the ACC ranks second to the Big Ten with 35 national semifinal appearances. Since 1990, 10 Big Ten teams have advanced to the Final Four led by MSU with three appearances. Indiana, Michigan and Ohio State have reached the national semifinals twice in that time period while Wisconsin advanced to the Final Four in 2000.

## BIG TEN MISSION STATEMENT

The Big Ten Conference is an association of 11 world-class universities whose member institutions share a common mission of research, graduate, professional and undergraduate teaching and public service. Intercollegiate athletics has an important place within the mission.

Founded in 1896, the Big Ten has sustained a comprehensive set of shared practices and policies that enforce the priority of academics in student-athletes' lives and emphasize the values of integrity, fairness and competitiveness. Big Ten universities provide in excess of \$63 million in athletic scholarship aid to more than 7,500 men and women student-athletes who compete for 25 championships, 12 for men and 13 for women. In total, Big Ten Conference institutions sponsor more than 250 athletic programs.

## Spreading the Wealth


Last season, Wisconsin became the first Big Ten squad to finish the season alone atop the League standings since Michigan State in 1999, as four of the last six years have included shared Conference crowns. Over the last 10 seasons, six schools have earned at least a share of the Big Ten Championship. Since the 1993-94 campaign, Michigan State leads all League schools with four titles ('98, '99, '00, '01) while Illinois ('98, '01, '02) and Purdue ('94, '95, '96) have both earned three crowns. Ohio State ('00, '02) and Wisconsin ('02, '03) both brought home a pair of championships over the last decade while Indiana was part of a four-way tie for the title in 2002.

## The Nation's Best Fans

Individually, the Big Ten placed seven universities among the country's top 25 in average attendance, highlighted by five programs among the top 15. No other conference placed more than four teams among the top 25. Wisconsin led the way for the Big Ten and ranked sixth nationally with an average of 16,930 fans per game, a new school record and the eighth-highest attendance figure in League annals. Two other schools ranked among the top 10 as Indiana rated No. 8 with 16,527 fans per game and Ohio State ranked No. 10 with 16,057 patrons per outing. Other Conference schools among the top 25 included No. 13 Illinois (15,165), No. 15 Michigan State (14,759), No. 20 Iowa (13,235) and No. 23 Minnesota (12,696).



# BIG TEN™ CONFERENCE



# GREAT COMPETITION




ON WISCONSIN

Besides a grueling Big Ten schedule that often includes the top teams in the country, Wisconsin faces a number of highly-ranked teams during the non-conference season and in tournament play. The Badgers have played 35 ranked teams in the past four seasons, including 19 games against teams ranked in the top 10.

This season, the UW faces five teams that played in the 2003 NCAA Tournament (Alabama, Marquette, Maryland, Penn and UW-Milwaukee) during its non-conference schedule. Three of those games, Penn, Maryland and Alabama are on the road. In all, the Badgers will play 13 games against teams that played in last year's tournament and another five games against 2003 NIT teams.

In the past four years, the Badgers have played many of the top teams in the country. Here is a small sampling:

- |             |              |
|-------------|--------------|
| Arizona     | Georgia Tech |
| Kentucky    | LSU          |
| Marquette   | Maryland     |
| St. John's  | Syracuse     |
| Temple      | Tennessee    |
| Texas       | UNLV         |
| Wake Forest | Xavier       |



Top: Wisconsin took on No. 1 Kentucky last year in the "Sweet 16."

Above: The Badgers play all three of their in-state rivals (Marquette, UW-Green Bay and UW-Milwaukee) each season. UW has won 14 of the last 20 meetings, including an 86-73 win at the Kohl Center in 2001 (pictured), against the Golden Eagles.

Left: UW faced Wake Forest last year in the fourth annual ACC/Big Ten Challenge.





# GREAT DESTINATIONS

One of the benefits of college athletics is traveling to new and exciting places to play your games. Besides all the wonderful atmospheres around the Big Ten, Wisconsin travels throughout the country to play its games and participate in tournaments.

In 2001-02, the UW took part in the City Bank/Aloha Airlines Big Island Invitational in Hawaii. The Badgers spent a week on the Big Island, first in Kona then in Hilo. It was Wisconsin's second trip to the Big Island Invitational, having been a part of the tournament in 1997 as well. The Badgers also played in the Maui Classic in 1997 and have also traveled to the Top of the World Classic in Fairbanks, Alaska.

The traveling isn't restricted to during the season. In the summer of 2000, the UW basketball team took a trip to Europe and spent nearly two weeks in Italy and Slovenia, playing four games against international competition.




## BADGERS IN THE PROS

Over the years, Wisconsin has had a number of players go on and play professionally once their days in Madison are done. The most well-known of those former UW players is Dallas Mavericks star Michael Finley. A two-time all-star, Finley was also a member of the US team that competed at the 2002 World Basketball Championships and went head-to-head with former Badger star Kirk Penney.



Penney wrapped up his UW playing career as the sixth-leading scorer in Badger history. The two-time first-team All-Big Ten selection earned a tryout with the Minnesota Timberwolves' summer league team and made the most of his opportunity. Penney was third on the team with 11.4 points per game and paced the squad with seven three-pointers (in 13 attempts) over the five games. Overall, he shot 50.0 percent (20-40) from the field.

Wisconsin has had five first-round draft choices in school history. Finley was the 21st selection in 1995 while Paul Grant went 20th overall in 1997. The three others were Wes Matthews, who was a first-rounder in 1980, Albert Henry (1970) and Don Rehfeldt, who was the second pick overall in 1950.



**Left:** Kirk Penney signed with the Minnesota Timberwolves as a free agent over the summer. Penney averaged 11.4 points while playing with the Timberwolves' summer league team and led the squad in three-pointers.

**Right:** Paul Grant, who played last year with the Asheville Altitude in the NBDL, was a No. 1 draft pick in the 1997 NBA Draft by the Minnesota Timberwolves.





# Meet the Badgers



**Back-to-Back  
Big Ten Champions**

## 2003-04 ROSTERS

## Alphabetical

No.	Name	Ht.	Wt.	Yr./Elig.	Pos.	Hometown (High School)
32	Brian Butch	6-11	215	Fr./Fr.	F/C	Appleton, Wis. (West)
1	Sharif Chambliss#	6-1	185	Sr./Sr.#	G	Racine, Wis. (St. Catherine's)
5	Jason Chappell*	6-10	240	So./So.	F/C	New Berlin, Wis. (New Berlin West/ Worcester (Mass.) Academy)
13	Clayton Hanson**	6-5	195	Jr./Jr.	G	Reedsburg, Wis. (HS)
34	Devin Harris**	6-3	175	Jr./Jr.	G	Milwaukee, Wis. (Wauwatosa East)
21	Andreas Helmigk*	6-9	245	Jr./So.	F/C	Klagenfurt, Austria
30	Dave Mader***	6-11	265	5th/Sr.	C	Appleton, Wis. (East)
44	Zach Morley	6-8	220	Jr./Jr.	F	Maryville, Mo. (HS/Indian Hills (Iowa) CC)
4	Ray Nixon*	6-8	205	So./So.	F	Whitefish Bay, Wis. (Dominican)
24	Freddie Owens***	6-2	190	Sr./Sr.	G	Milwaukee, Wis. (Washington)
23	Kammron Taylor	6-2	175	Fr./Fr.	G	Minneapolis, Minn. (North)
42	Alando Tucker*	6-5	205	So./So.	F	Lockport, Ill. (Township)
3	Ike Ukawuba**	6-3	190	Sr./Sr.	G	Chicago, Ill. (Lincoln Park)
12	Boo Wade*	6-3	185	So./So.	G	Milwaukee, Wis. (Vincent)
54	Mike Wilkinson**	6-8	240	Sr./Jr.	F	Blue Mounds, Wis. (Wisconsin Heights)

## Numerical

No.	Name	Ht.	Wt.	Yr./Elig.	Pos.	Hometown (High School)
1	Sharif Chambliss#	6-1	185	Sr./Sr.	G	Racine, Wis. (St. Catherine's)
3	Ike Ukawuba**	6-3	190	Sr./Sr.	G	Chicago, Ill. (Lincoln Park)
4	Ray Nixon*	6-8	205	So./So.	F	Whitefish Bay, Wis. (Dominican)
5	Jason Chappell*	6-10	240	So./So.	F/C	New Berlin, Wis. (New Berlin West/ Worcester (Mass.) Academy)
12	Boo Wade*	6-3	185	So./So.	G	Milwaukee, Wis. (Vincent)
13	Clayton Hanson**	6-5	195	Jr./Jr.	G	Reedsburg, Wis. (HS)
21	Andreas Helmigk*	6-9	245	Jr./So.	F/C	Klagenfurt, Austria
23	Kammron Taylor	6-2	175	Fr./Fr.	G	Minneapolis, Minn. (North)
24	Freddie Owens***	6-2	190	Sr./Sr.	G	Milwaukee, Wis. (Washington)
30	Dave Mader***	6-11	265	5th/Sr.	C	Appleton, Wis. (East)
32	Brian Butch	6-11	215	Fr./Fr.	F/C	Appleton, Wis. (West)
34	Devin Harris**	6-3	175	Jr./Jr.	G	Milwaukee, Wis. (Wauwatosa East)
42	Alando Tucker*	6-5	205	So./So.	F	Lockport, Ill. (Township)
44	Zach Morley	6-8	220	Jr./Jr.	F	Maryville, Mo. (HS/Indian Hills (Iowa) CC)
54	Mike Wilkinson**	6-8	240	Sr./Jr.	F	Blue Mounds, Wis. (Wisconsin Heights)

\* - letters won

# - transfer eligible to play in 2004-05

## Pronunciation Guide

Sharif Chambliss	sha-REEF
Jason Chappell	CHAP-el
Andreas Helmigk	ON-dray-us HEL-mig
Dave Mader	MAY-der
Ike Ukawuba	YOU-kow-u-ba

## Coaching and Support Staff

Head Coach: Bo Ryan

Assistant Coaches: Rob Jeter, Gary Close and Greg Gard

Director of Basketball Operations: Saul Phillips

Athletic Trainer: Henry Perez-Guerra

Strength &amp; Conditioning Coach: Scott Hettenbach


Basketball SID: Brian Lucas

Video Coordinator: Will Ryan




# RADIO/TV ROSTERS


MEET THE BADGERS




**32 Brian Butch**  
F/C, Fr., 6-11, 215  
Appleton, Wis.




**1 Sharif Chambliss**  
G, Sr., 6-1, 185  
Racine, Wis.




**5 Jason Chappell**  
F/C, So., 6-10, 240  
New Berlin, Wis.




**13 Clayton Hanson**  
G, Jr., 6-5, 195  
Reedsburg, Wis.




**34 Devin Harris**  
G, Jr., 6-3, 175  
Milwaukee, Wis.




**21 Andreas Helmigk**  
F/C, So., 6-9, 245  
Klagenfurt, Austria




**30 Dave Mader**  
C, Sr., 6-11, 265  
Appleton, Wis.




**44 Zach Morley**  
F, Jr., 6-8, 220  
Maryville, Mo.




**4 Ray Nixon**  
F, So., 6-7, 205  
Milwaukee, Wis.




**24 Freddie Owens**  
G, Sr., 6-2, 190  
Milwaukee, Wis.




**23 Kammron Taylor**  
G, Fr., 6-2, 175  
Minneapolis, Minn.




**42 Alando Tucker**  
F, So., 6-5, 205  
Lockport, Ill.



**3 Ike Ukawuba**  
G, Sr., 6-3, 190  
Chicago, Ill.



**12 Boo Wade**  
G, So., 6-3, 185  
Milwaukee, Wis.



**54 Mike Wilkinson**  
F, Jr., 6-8, 240  
Blue Mounds, Wis.

## 2003-04 SEASON OUTLOOK

PERSONNEL  
BREAKDOWN**Starters Returning (4):**

Freddie Owens, Sr., G  
Devin Harris, Jr., G  
Mike Wilkinson, Jr., F  
Alando Tucker, So., F

**Key Subs Returning (3):**

Dave Mader, Sr., C  
Andreas Helmigk, So., F/C  
Boo Wade, So., G

**Other Letterwinners Returning (4):**

Ike Ukawuba, Sr., G  
Clayton Hanson, Jr., G  
Jason Chappell, So., F/C  
Ray Nixon, So., F

**Newcomers (4):**

Brian Butch, Fr., F/C  
Sharif Chambliss, Sr., G\*  
Zach Morley, Jr., F  
Kammron Taylor, Fr., G

\* - transfer eligible to play in 2004-05

**Back For More**

Wisconsin returns four starters (G Devin Harris, G Freddie Owens, F Alando Tucker and F Mike Wilkinson) from last year's team. The only departing senior from a year ago is guard Kirk Penney, a two-time first-team All-Big Ten selection.

**Many Happy Returns**

The Badgers return 76.8 percent of their points, 81.7 percent of their rebounds and 82.4 percent of their minutes from the 2002-03 season. No one in the conference returns a higher percentage of minutes played or a higher percentage of points scored from last season.

**For Starters**

UW returnees have a combined 192 career starts between them, led by Devin Harris' 64. Only Iowa, with 212 combined starts among its returnees, boasts of more career starts than Wisconsin among Big Ten teams.

**Starting a Streak**

Devin Harris is one of just three Badgers in school history (Brad Sellers and Rick Olson are the others) to have started every game as a freshman and sophomore. He is one of 15 juniors-to-be in the country to have started all of his team's games. The only juniors-to-be that have started more games than Harris in their careers are Aaron Miles (Kansas), Craig Forth (Syracuse), Emeka Okafor (Connecticut), Chris Thomas (Notre Dame) and Stetson Hairston (S. Illinois).

**Logging Major Time**

The 11 Badger returnees have played a total of 8,665 minutes in their careers, third-most in the Big Ten. Harris leads all UW players with 2,194 career minutes played. That is the most minutes played over a two-year span in UW history. In the past two seasons, only Notre Dame's Chris Thomas played more minutes as a freshman and sophomore than Harris.

**New Faces**

Four newcomers will join Wisconsin's 11 returnees this season. The Badgers added two freshmen, forward/center Brian Butch (Appleton, Wis.) and guard Kammron Taylor (Minneapolis, Minn.). Also joining the squad will be junior forward Zach Morley, a transfer from Indian Hills (Iowa) CC and senior Sharif Chambliss, a transfer from Penn State. Chambliss must sit out a year according to NCAA rules and will be eligible to play in 2004-05.

**Keeping 'em at Home**

The last three players to be named Associated Press Player of the Year in Wisconsin are on the UW's roster. Brian Butch was the A.P. Player of the Year in 2002 and 2003. Prior to that, Devin Harris earned the honor in 2001 and Mike Wilkinson was Player of the Year in 2000. Two-thirds of the Badgers' roster (10 of 15) are from the state of Wisconsin.

**800 and Counting**

Devin Harris has scored 801 points in his career. He is one of just four Badgers in history to score at least 800 points before their junior seasons (Michael Finley, Cory

Blackwell and Brad Sellers are the others). Among Big Ten players, Michigan State's Chris Hill is the only other junior-to-be with at least 800 career points.

**Quickly on Last Year**


The Badgers are coming off a 24-8 campaign in 2002-03. Wisconsin won the Big Ten regular-season title outright and advanced to the "Sweet 16" of the NCAA tournament.

**Piling up the Ws**

The 24 victories were a school record for the UW and marked the sixth time in the last seven years Wisconsin has won at least 18 games.

**Tourney Success**

The Badgers earned a "Sweet 16" trip for the second time in four years. They have seven NCAA tournament victories over the last four years. The only teams with more wins over that stretch are Maryland (13), Michigan St. (13), Duke (12), Kansas (12), Arizona (11), Syracuse (9), Oklahoma (8) and Kentucky (8).



Junior point guard Devin Harris has started every game in his career at UW. His 2,194 minutes played in the last two seasons are the most of any Badger in history over a two-year span.



## ■ Making it a Habit

Wisconsin has advanced to the NCAA tournament a school-record five consecutive seasons. Among Big Ten teams, only Michigan State and Indiana can make that claim as well. For the first time in school history, the Badgers advanced past the first round for the second consecutive season. Bo Ryan became just the second UW coach to lead the Badgers to tournament wins in two different seasons (joining Harold "Bud" Foster).

## ■ Late Bloomers

In its first 100 years of basketball, Wisconsin had just two 20-win seasons (1915-16 and 1940-41). Over the past five years, the Badgers have won 105 games (an average of 21 per year) and have three years with at least 22 wins.

## ■ Twice as Nice

The UW earned back-to-back conference titles for the first time since 1923 and '24. Head coach Bo Ryan is one of just three coaches in league history to win conference titles in each of his first two seasons (Illinois' Bill Self and Wisconsin's Walter Meanwell are the others).

## ■ Conference Call


The Badgers went 12-4 in the Big Ten, tying a school record for conference victories. They have 49 Big Ten wins in the last five years, tied with Illinois for third-most in the conference. Only Michigan State (61) and Ohio State (54) have more conference wins in that span. Wisconsin has won 23 league games in the past two seasons, the most over a two-year span since 1913-14.

## ■ Double His Pleasure

Bo Ryan was named Big Ten Coach of the Year for the second consecutive season, becoming just the fourth coach in league history to accomplish that (Purdue's Gene Keady, Indiana's Bob Knight and Ohio State's Randy Ayers are the others). Ryan is the first Big Ten coach to win the award in each of his first two seasons.

## ■ More Hardware

Joining Ryan among Big Ten honorees were departed senior Kirk Penney, Devin Harris and Alando Tucker. Penney was a unanimous first-team All-Big Ten selection. Harris earned second-team all-league honors from the coaches and



**Mike Wilkinson has led the Badgers in rebounding in each of his first two seasons, pulling down 6.8 boards per game last year.**

third-team laurels from the media. Tucker, a member of the coaches' all-freshman team, was an honorable mention All-Big Ten choice by the media.

## ■ Home Sweet Home

In head coach Bo Ryan's two seasons, the Badgers are 28-2 (.933) in home games. Wisconsin is undefeated at the Kohl Center (16-0) under Ryan in conference games.

## ■ Limiting the Mistakes

Wisconsin finished last season second in the country in fewest turnovers per game, setting a school record with just 10.4 miscues per contest. The Badgers also led the Big Ten in fewest turnovers in 2001-02, averaging just 12.9 per game.

## ■ Balanced Attack

All five of the UW's starters averaged double figures in points last year. It is the first time in school history that Wisconsin has had five players average in double figures. The Badgers were one of only four teams in the country with five players averaging at least 10.0 points. Arizona, Pittsburgh and Southeast Missouri State were the others.




**Freddie Owens, one of three seniors on the squad, enters this season as the most experienced player on the roster, having appeared in 82 games in his career.**

## ■ No Nights Off

Thirteen of the Wisconsin's 27 games will come against teams that played in the 2003 NCAA Tournament. Another five of the Badgers' games will be against teams that played in last season's NIT. The UW's non-conference opponents posted a combined 204-129 (.613) record last year. Wisconsin plays the four Big Ten teams that qualified for the 2003 NCAA Tourney (Illinois, Indiana, Michigan State and Purdue) twice.

## ■ Ready for Prime Time

At least 23 of the Badgers' 27 regular-season games will be televised either nationally, regionally or locally. UW's game at Michigan (Feb. 22) will be carried nationally on CBS. Wisconsin also has ESPN games vs. Indiana (Jan. 6), Michigan State (Jan. 10) and Ohio State (Feb. 14). ESPN2 will show the Badgers' ACC-Big Ten Challenge game at Maryland. Wisconsin's final two games of the season, at Michigan State and at Indiana, may be picked up by ESPN and CBS, respectively. UW is 9-6 in the past two seasons in nationally televised games.



# 30 DAVE MADER

**6-11 • 265 lbs.  
Senior • Center**

Appleton, Wis.  
Appleton East High School

### Career Highs


- Points:** 10 vs. Iowa (2/19/02)
- Field Goals:** 5 vs. Iowa (2/19/02)
- Field Goal Attempts:** 10 vs. UW-Milwaukee (11/23/02)
- 3-Point Field Goals:** 0
- 3-Point Field Goal Attempts:** 0
- Free Throws:** 4 vs. Minnesota (1/16/02)
- Free Throw Attempts:** 4, twice, MR: at Michigan (2/2/02)
- Rebounds:** 8, four times, MR: vs. UW-Milwaukee (11/23/02)
- Assists:** 4 vs. Maryland (3/17/02)
- Blocked Shots:** 3, twice, MR: vs. New Hampshire (12/11/02)
- Steals:** 2, three times, MR: vs. Ohio (12/23/02)
- Minutes:** 28 vs. Iowa (2/19/02)

**2002-03:** Played in 26 games, starting five ... averaged 2.5 ppg, and 2.1 rpg, in 9.3 mpg. ... missed three of the last four games of the season with a right hand injury ... returned to play five minutes in season finale vs. Kentucky ... played a season-high 22 minutes at Illinois, scoring four points and grabbing five rebounds ... followed with 16 minutes vs. Minnesota but injured his ankle late in the game ... missed next game at Ohio State due to ankle injury ... scored a season-high eight points vs. New Hampshire ... tied career-high with eight rebounds vs. Northern Illinois and UW-Milwaukee ... **Summer of 2002:** Member of the Big Ten Foreign Tour team ... tied for the team lead with 6.8 rebounds per game ... grabbed 11 boards in tour opener, followed by 10 rebounds in the next game ... averaged 3.6 points in the five games ... **2001-02:** Started all 32 games ... averaged 3.0 ppg and 2.6 rpg in 14.6 mpg ... scored career-high 10 points against Iowa (2/19) on 5-8 shooting in personal-best 28 minutes ... tied career high with eight rebounds against Maryland in second round of NCAA tournament ... scored nine points, all in a span of 5:34 of the second half, to spark upset win over Illinois ... blocked career-high three shots at Penn State ... had six rebounds in 20 minutes at Xavier ... **2000-01:** Appeared in 17 of 29 games as a redshirt freshman ... best performance came in first college game, against Northern Illinois, scoring seven points and adding eight rebounds in just 10 minutes off the bench ... grabbed five rebounds in nine minutes against Maryland the next time out ... career-high 11 minutes vs. Northwestern, pulling down four rebounds ... also played eight minutes against Illinois ... season total of 27 rebounds in 82 minutes averages out to 13.2 rebounds per 40 minutes ... **1999-2000:** Sat out season as a redshirt ... **High School:** Tabbed first-team all-conference and honorable mention all-state as a senior after averaging 13 points and eight rebounds per game for Coach Ron Parker's East squad ... grabbed school-record 17 boards in one game ... team was runner-up in sectional final ... played in WBCA all-star game ... averaged 11 points and 7.9 rebounds per game and was named league's defensive player of the year as a junior ... also earned second-team all-conference acclaim as a junior ... tallied 10 points and seven boards per contest as a sophomore ... **Personal:** Born July 24, 1980 in Appleton, Wis. ... parents are Richard and Shirley Mader ... sister, Michelle, played basketball at Valparaiso (1988-92) ... late brother, Dan, played basketball at Lakeland College (1982-83) and UW-Oshkosh (1984-86) ... brother, Mike, played hoops at UW-Oshkosh (1988-91) ... four of Dave's prep teammates went on to play college basketball ... majoring in consumer science ... only married player in the Big Ten, got married in June (Wendy).

### Career Statistics

Year	GP-GS	Min/Avg	FG-FGA	Pct	3-Point			Rebounding			PF-FO	AST	TO	Blk	Stl	Pts/Avg	
					FG-FGA	Pct	FT-FTA	Pct	Off-Def	Tot							Avg
2000-01	17-0	82/4.8	6-18	.333	0-0	.000	6-8	.750	11-16	27	1.6	18-0	3	5	3	0	18/1.1
2001-02	32-32	466/14.6	41-98	.418	0-0	.000	14-21	.667	42-41	83	2.6	77-2	21	39	14	9	96/3.0
2002-03	26-5	241/9.3	28-61	.459	0-0	.000	9-14	.643	25-30	55	2.1	51-0	11	14	11	10	65/2.5
<b>TOTAL</b>	<b>75-37</b>	<b>789/10.5</b>	<b>75-177</b>	<b>.424</b>	<b>0-0</b>	<b>.000</b>	<b>29-43</b>	<b>.674</b>	<b>78-87</b>	<b>165</b>	<b>2.2</b>	<b>146-2</b>	<b>35</b>	<b>58</b>	<b>28</b>	<b>19</b>	<b>179/2.4</b>





# BEYOND THE DAVE MADER NUMBERS

*Favorite NBA player of all-time:*

Kirk Penney

*Best basketball memory:*

Final Four

*Something unusual the average person wouldn't know about me:*

I play the drums

*Posters I have on my wall:*

Picture of Jesus

*Best class I've taken at UW:*

Music 114

*If I could play any other sport at UW, it would be:*

Golf

*Best dressed on the team:*

Andreas Helmigk

*Worst dressed on the team:*

Andreas Helmigk

*Favorite Food:*

Pizza

*Greatest invention of the last 100 years:*

Scooters


*Best video game player on the team:*

Mike Wilkinson

## Big Ten Statistics

Year	GP-GS	Min/Avg	FG-FGA	Pct	3-Point		FT-FTA	Pct	Rebounding			PF-FO	AST	TO	Blk	Stl	Pts/Avg
					FG-FGA	Pct			Off-Def	Tot	Avg						
2001	10-0	43/4.3	2-9	.222	0-0	.000	3-4	.750	2-8	10	1.0	9-0	0	2	1	0	7/0.7
2002	16-16	247/15.4	29-65	.446	0-0	.000	9-14	.643	21-19	40	2.5	44-2	9	21	10	5	67/4.2
2003	14-0	94/6.7	10-24	.417	0-0	.000	3-5	.600	5-12	17	1.2	26-0	3	8	1	3	23/1.6
<b>TOTAL</b>	<b>40-16</b>	<b>384/9.6</b>	<b>41-98</b>	<b>.418</b>	<b>0-0</b>	<b>.000</b>	<b>15-23</b>	<b>.652</b>	<b>28-39</b>	<b>67</b>	<b>1.7</b>	<b>79-2</b>	<b>12</b>	<b>31</b>	<b>12</b>	<b>8</b>	<b>97/2.4</b>

MEET THE BADGERS



# 24 FREDDIE OWENS

**6-2 • 190 lbs.**  
**Senior • Guard**

Milwaukee, Wis.  
Washington High School

### Career Highs


- Points:** 23 vs. Temple (12/3/01)
- Field Goals:** 10 vs. Temple (12/3/01)
- Field Goal Attempts:** 14 vs. Temple (12/3/01)
- 3-Point Field Goals:** 3, four times, MR: at Iowa (2/22/03)
- 3-Point Field Goal Attempts:** 5, three times, MR: at Minnesota (3/2/03)
- Free Throws:** 9 at UW-Green Bay (11/30/02)
- Free Throw Attempts:** 10 at UW-Green Bay (11/30/02)
- Rebounds:** 9 at Ohio (12/8/01)
- Assists:** 4, three times, MR: vs. Tulsa (3/22/03)
- Blocked Shots:** 0
- Steals:** 4 vs. Chicago State (1/4/03)
- Minutes:** 37, twice, MR: vs. Ohio State (2/6/02)

**Honors:** 2002 NABC Classic MVP ... **2002-03:** Started all 32 games ... finished fourth on the team in scoring, averaging 10.3 ppg. ... led the squad (seventh in the Big Ten) in free throw shooting at .820 (73-89) after shooting .596 from the line in first two seasons ... hit game-winning three-pointer with one second left vs. Tulsa in the second round of the NCAA tournament ... earned MVP honors at the season-opening NABC Classic, averaging 16.0 points in the Badgers' two victories ... had 17 double-figure scoring efforts, including seven in a row to open the season ... scored a season-high 19 points on three occasions ... **2001-02:** Played in all 32 games, coming off the bench ... fifth on the team in scoring at 8.1 ppg ... had 14 double-digit scoring efforts ... scored career-high 23 points on 10-14 shooting in personal-best 37 minutes vs. Temple ... scored 16 straight points in a span of 4:15 of the second half against Northwestern, finishing with 20 points on 7-8 shooting ... scored 18 points in first round NCAA Tournament win over St. John's ... scored all 12 of his points in the second half, including the game-winning basket with 25 seconds left, at Michigan State ... best penetrator on the team and streaky shooter, shot 50 percent or better from the field in 15 games ... grabbed personal-best nine rebounds at Ohio ... **2000-01:** Played in 18 of 29 games as a true freshman ... scored five points and added an assist in college debut at No. 9 Tennessee ... made 60-foot heave at halftime buzzer vs. Volunteers, ESPN's "Play of the Day" and his only three-pointer of the season ... recorded career highs in points (six) and minutes (13) against Ohio ... contributed four points in 10 minutes off the bench vs. Northwestern ... seven minutes against hometown school UW-Milwaukee ... **High School:** Earned honorable mention all-state and honorable mention all-conference honors as a senior at Washington ... averaged 11.0 points, 5.0 rebounds and 4.0 assists in his final prep campaign ... team was 25-3 and shared league title ... as a junior he averaged 17 points, four rebounds and three assists and was named one of top 25 juniors in Wisconsin ... team was 22-4 in 1998-99 ... helped team to 21-5 mark as a sophomore when he averaged six points, two rebounds and four assists ... **Personal:** Born Oct. 30, 1981 in Milwaukee, Wis. ... father is Lawrence Owens Sr., mother is Susan Owens and stepmother is Emerald Bonner ... has six brothers and sisters ... major is life science communications.

### Career Statistics

Year	GP-GS	Min/Avg	FG-FGA	Pct	3-Point		FT-FTA	Pct	Rebounding			PF-FO	AST	TO	Blk	Stl	Pts/Avg
					FG-FGA	Pct			Off-Def	Tot	Avg						
2000-01	18-0	69/3.8	5-12	.417	1-4	.250	7-12	.583	1-2	3	0.2	10-0	5	5	0	1	18/1.0
2001-02	32-0	760/23.8	108-240	.450	20-55	.364	24-40	.600	27-60	87	2.7	67-2	30	45	0	23	260/8.1
2002-03	32-32	916/28.6	115-259	.444	27-77	.351	73-89	.820	18-38	56	1.8	52-0	53	50	0	20	330/10.3
<b>TOTAL</b>	<b>82-32</b>	<b>1745/21.3</b>	<b>228-511</b>	<b>.446</b>	<b>48-136</b>	<b>.353</b>	<b>104-141</b>	<b>.738</b>	<b>46-100</b>	<b>146</b>	<b>1.8</b>	<b>129-2</b>	<b>88</b>	<b>100</b>	<b>0</b>	<b>44</b>	<b>608/7.4</b>





# BEYOND THE FREDDIE OWENS NUMBERS

MEET THE BADGERS

*Best basketball memory:*

Winning back-to-back Big Ten Championships and hitting the game-winner against Tulsa last year

*Something unusual the average person wouldn't know about me:*

I sleep all the time

*In 10 years, I'll be...*

Raising a family and having a successful job or business

*My most prized possession:*

Life

*Favorite thing about playing basketball at Wisconsin:*

Fans and the atmosphere

*In my CD player right now:*

Garth Brooks/Ricky Martin/Dixie Chicks

*Significance of my uniform number:*

My dad wore it in high school

*Funniest guy on the team:*

Freddie Owens

*Favorite Food:*

Chicken and corn bread

*The TV show I never miss is:*

Martin

*One thing I would be lost without:*

My cell phone

*My cell phone ring is:*

In the Club (50 Cent)

*Person I admire most:*


My father

*Well-known person that attended my high school:*

Latrell Sprewell

## Big Ten Statistics

Year	GP-GS	Min/Avg	FG-FGA	Pct	3-Point		FT-FTA	Pct	Rebounding		PF-FO	AST	TO	Blk	Stl	Pts/Avg	
					FG-FGA	Pct			Off-Def	Tot							Avg
2001	10-0	27/2.7	2-6	.333	0-1	.000	0-1	.000	0-2	2	0.2	2-0	1	3	0	0	4/0.4
2002	16-0	368/23.0	45-106	.425	13-30	.433	5-11	.455	9-24	33	2.1	30-2	11	17	0	11	108/6.8
2003	16-16	461/28.8	52-110	.473	14-36	.389	22-27	.815	9-16	25	1.6	24-0	26	27	0	6	140/8.8
<b>TOTAL</b>	<b>42-16</b>	<b>856/20.4</b>	<b>99-222</b>	<b>.446</b>	<b>27-67</b>	<b>.403</b>	<b>27-39</b>	<b>.692</b>	<b>18-42</b>	<b>60</b>	<b>1.4</b>	<b>56-2</b>	<b>38</b>	<b>47</b>	<b>0</b>	<b>17</b>	<b>252/6.0</b>



# 3 IKE UKAWUBA

**Honors:** 2002 and 2003 Academic All-Big Ten ... **2002-03:** Appeared in 10 games, totaling 16 minutes of action ... made 5-6 field goal attempts on the season ... scored a career-high four points in personal-best three minutes vs. Northwestern ... **2001-02:** Appeared in four games, totaling three minutes ... tied career-best with two minutes vs. Northwestern ... dished out first career assist at Hawaii-Hilo ... **2000-01:** Saw action in five games as a first-year walk-on ... two points at Michigan were first of his career ... one rebound vs. Ohio ... **High School:** Earned all-academic and most improved player honors as he helped Lincoln Park to a 22-8 record and the Red North Section title ... averaged 11.5 points, 5.0 rebounds, 3.5 assists and 1.5 steals as a senior ... team was 21-9 and he averaged 7.0 points and 3.5 boards his junior year ... registered averages of 14.1 points and 7.5 rebounds per game as a sophomore and earned 110-percent award ... ran cross country and track ... **Personal:** Born Jan. 9, 1982 in Chicago, Ill. ... parents are Stella Ekeocha and Charles Ukawuba ... prep teammate Aaron Carr played at Illinois-Chicago ... major is mechanical engineering.

**6-3 • 190 lbs.  
Senior • Guard**

Chicago, Ill.  
Lincoln Park High School


### Career Highs

- Points:** 4 vs. New Hampshire (12/11/02)
- Field Goals:** 2 vs. New Hampshire (12/11/02)
- Field Goal Attempts:** 2 vs. New Hampshire (12/11/02)
- 3-Point Field Goals:** 0
- 3-Point Field Goal Attempts:** 0
- Free Throws:** 0
- Free Throw Attempts:** 1 vs. Northwestern (1/29/03)
- Rebounds:** 1 vs. Ohio (12/9/00)
- Assists:** 1 at Hawaii-Hilo (11/23/01)
- Blocked Shots:** 0
- Steals:** 0
- Minutes:** 3 vs. New Hampshire (12/11/02)

### Career Statistics

Year	GP-GS	Min/Avg	FG-FGA	Pct	3-Point		FT-FTA	Pct	Rebounding			PF-FO	AST	TO	Blk	Stl	Pts/Avg
					FG-FGA	Pct			Off-Def	Tot	Avg						
2000-01	5-0	7/1.4	1-2	.500	0-0	.000	0-0	.000	0-1	1	0.2	0-0	0	1	0	0	2/0.4
2001-02	4-0	3/0.8	0-0	.000	0-0	.000	0-0	.000	0-0	0	0.0	0-0	1	1	0	0	0/0.0
2002-03	10-0	16/1.6	5-6	.833	0-0	.000	0-1	.000	0-0	0	0.0	1-0	0	0	0	0	10/1.0
<b>TOTAL</b>	<b>19-0</b>	<b>26/1.4</b>	<b>6-8</b>	<b>.750</b>	<b>0-0</b>	<b>.000</b>	<b>0-1</b>	<b>.000</b>	<b>0-1</b>	<b>1</b>	<b>0.1</b>	<b>1-0</b>	<b>1</b>	<b>2</b>	<b>0</b>	<b>0</b>	<b>12/0.6</b>





# BEYOND THE IKE UKAWUBA NUMBERS

MEET THE BADGERS

*Favorite NBA player of all-time:*

MJ

*Best basketball memory:*

Jordan dunking on Ewing

*Dream Job:*

Wine tasting

*If I could invite three people (living or dead) to dinner, it would be ...*

Ally McBeal, Manute Bol, Brian Butch (they could each use a few meals)

*Best class I've taken at UW:*

I'm an engineering major, what do you think?

*If I could play any other sport at UW it would be:*

Golf

*Worst hair on the team:*

Alando (because he gets it texturized twice a week)

*Best dressed on the team:*

Andreas Helmigk

*Worst dressed on the team:*

Andreas Helmigk

*Most famous person I've met:*

Bo Ryan

*Greatest invention of the last 100 years:*

Hair Weave


*The TV show I never miss is:*

Sex and the City

## Big Ten Statistics

Year	GP-GS	Min/Avg	FG-FGA	Pct	3-Point		FT-FTA	Pct	Rebounding			PF-FO	AST	TO	Blk	Stl	Pts/Avg
					FG-FGA	Pct			Off-Def	Tot	Avg						
2001	3-0	3/1.0	1-1	1.000	0-0	.000	0-0	.000	0-0	0	0.0	0-0	0	0	0	0	2/0.7
2002	1-0	2/2.0	0-0	.000	0-0	.000	0-0	.000	0-0	0	0.0	0-0	0	0	0	0	0/0.0
2003	6-0	8/1.3	3-3	1.000	0-0	.000	0-1	.000	0-0	0	0.0	0-0	0	0	0	0	6/1.0
<b>TOTAL</b>	<b>10-0</b>	<b>13/1.3</b>	<b>4-4</b>	<b>1.000</b>	<b>0-0</b>	<b>.000</b>	<b>0-1</b>	<b>.000</b>	<b>0-0</b>	<b>0</b>	<b>0.0</b>	<b>0-0</b>	<b>0</b>	<b>0</b>	<b>0</b>	<b>0</b>	<b>8/0.8</b>

# 13 CLAYTON HANSON



**6-5 • 195 lbs.  
Junior • Guard**

Reedsburg, Wis.  
Reedsburg High School

**2002-03:** Played in 17 games, averaging 4.6 minutes per game ... scored a career-high 12 points (4-4 from three-point range) in personal-best 20 minutes at Northwestern (2/8) ... five points and career-best three rebounds in eight minutes vs. New Hampshire ... appeared in three of the last four games of the season ... **2001-02:** Appeared in 14 games as a first-year walk-on ... played season-best five minutes in collegiate debut at Georgia Tech, hitting 1-2 three-pointers ... scored season-high four points and added a steal and blocked shot at Illinois ... grabbed two rebounds against Temple ... also had three points at Ohio and scored a field goal against UW-Green Bay ... **High School:** Named *The Capital Times* player of the year after averaging 28.7 points and 8.6 rebounds as a senior ... also named the *Wisconsin State Journal* all-area player of the year and second-team A.P. all-state ... finished as Reedsburg's career scoring leader with 1,751 points ... career scoring average of 20.1 points per game is also tops in school history ... three-time unanimous first-team all-South Central Conference selection ... averaged 23 points and seven rebounds a game as a junior, earning honorable mention all-state honors ... was also an honorable mention all-state selection as a sophomore when he averaged 17 points per contest ... earned two varsity letters in football as well ... attended same high school as UW director of basketball operations Saul Phillips ... **Personal:** Born Oct. 18, 1982 in Reedsburg, Wis. ... parents are Michael and Karen Hanson ... youngest of three children ... major is business: marketing.


## Career Highs

- Points:** 12 at Northwestern (2/8/03)  
**Field Goals:** 4 at Northwestern (2/8/03)  
**Field Goal Attempts:** 5, twice, MR: at Northwestern (2/8/03)  
**3-Point Field Goals:** 4 at Northwestern (2/8/03)  
**3-Point Field Goal Attempts:** 4 at Northwestern (2/8/03)  
**Free Throws:** 2 at Illinois (1/23/02)  
**Free Throw Attempts:** 2, twice, MR: 2 vs New Hampshire (12/11/02)  
**Rebounds:** 3 vs. New Hampshire (12/11/02)  
**Assists:** 1, four times, MR: at Iowa (2/22/03)  
**Blocked Shots:** 1, twice, MR: vs. Northwestern (2/8/03)  
**Steals:** 1, three times, MR: vs. Ohio State (3/14/03)  
**Minutes:** 20 at Northwestern (2/8/03)

## Career Statistics

Year	GP-GS	Min/Avg	FG-FGA	Pct	3-Point		FT-FTA	Pct	Rebounding			PF-FO	AST	TO	Blk	Stl	Pts/Avg
					FG-FGA	Pct			Off-Def	Tot	Avg						
2001-02	14-0	36/2.6	4-12	.333	2-9	.222	2-2	1.000	1-3	4	0.3	3-0	2	3	1	1	12/0.9
2002-03	17-0	79/4.6	13-31	.419	7-16	.438	2-4	.500	2-7	9	0.5	3-0	2	1	1	2	35/2.1
<b>TOTAL</b>	<b>31-0</b>	<b>115/3.7</b>	<b>17-43</b>	<b>.395</b>	<b>9-25</b>	<b>.360</b>	<b>4-6</b>	<b>.667</b>	<b>3-10</b>	<b>13</b>	<b>0.4</b>	<b>6-0</b>	<b>4</b>	<b>4</b>	<b>2</b>	<b>3</b>	<b>47/1.5</b>





# BEYOND THE CLAYTON HANSON NUMBERS

*Favorite NBA player of all-time:*

Larry Bird

*Something the average person wouldn't know about me:*

I enjoy a good "chick flick" every now and then

*Posters I have on my wall:*

Michael Jordan - Wings

*My most prized possession is:*

My family

*The best class I've taken at UW: is*

Risk Management 300 with Joan Schmidt

*If I could play one other sport at UW, it would be:*

Football

*If one player on the team were to be featured on MTV cribs, who would it be?*

Sharif - big screen TV, all the game systems, every DVD, a remote for just about everything - and best of all "Club Reef"

*My pre-game routine:*

Do a little studying

*The title of my autobiography would be:*

The Exception

*My favorite saying is:*

The only place success comes before work is in the dictionary

*Well known person that attended my high school:*

Saul Phillips!!!

*The TV shows I never miss are:*

The O.C. and Playmakers


*Greatest invention of the last 100 years:*

Duct tape

## Big Ten Statistics

Year	GP-GS	Min/Avg	FG-FGA	Pct	3-Point		FT-FTA	Pct	Rebounding			PF-FO	AST	TO	Blk	Stl	Pts/Avg
					FG-FGA	Pct			Off-Def	Tot	Avg						
2002	7-0	15/2.1	1-3	.333	0-2	.000	2-2	1.000	0-2	2	0.3	0-0	1	1	1	1	4/0.6
2003	7-0	38/5.4	6-10	.600	5-5	1.000	0-1	.000	0-2	2	0.3	2-0	2	0	1	1	17/2.4
<b>TOTAL</b>	<b>14-0</b>	<b>53/3.8</b>	<b>7-13</b>	<b>.538</b>	<b>5-7</b>	<b>.714</b>	<b>2-3</b>	<b>.667</b>	<b>0-4</b>	<b>4</b>	<b>0.3</b>	<b>2-0</b>	<b>3</b>	<b>1</b>	<b>2</b>	<b>2</b>	<b>21/1.5</b>





# 34 DEVIN HARRIS

**6-3 • 175 lbs.  
Junior • Guard**

Milwaukee, Wis.  
Wauwatosa East High School

### Career Highs


- Points:** 24 at Ohio (12/8/01)
- Field Goals:** 7, four times, MR: vs. Minnesota (1/15/03)
- Field Goal Attempts:** 24 vs. Temple (12/3/01)
- 3-Point Field Goals:** 6 vs. Temple (12/3/01)
- 3-Point Field Goal Attempts:** 20 vs. Temple (12/3/01)
- Free Throws:** 10 at Ohio (12/8/01)
- Free Throw Attempts:** 14 at Illinois (1/23/01)
- Rebounds:** 13 vs. Temple (12/3/01)
- Assists:** 7 vs. Penn State (2/1/03)
- Blocked Shots:** 3 vs. Illinois (1/5/02)
- Steals:** 5 vs. Weber State (3/20/03)
- Minutes:** 47 vs. Temple (12/3/01)

**Milestones:** Has played 2,194 minutes over the past two seasons, second only to Chris Thomas (ND) among juniors-to-be in the country ... one of just three Badgers in history to start every game as a freshman and sophomore (Brad Sellers and Rick Olson are the others) ... only five other juniors-to-be in the country have started as many games as Harris has over the last two seasons ... joins Michigan State's Chris Hill as the only Big Ten juniors-to-be with 800 career points ... Michael Finley, Cory Blackwell and Brad Sellers are the only other UW players to score more than 800 points prior to their junior seasons ... most career three-pointers (112) of any Badger entering their junior season ... second to Mike Kelley among UW players in career steals entering junior season (108). ... **Honors:** 2003 second-team All-Big Ten by the coaches and third-team by the media ... **2002-03:** Started all 32 games ... named second-team All-Big Ten by the coaches and third-team by the media ... led the conference in steals at 2.03 per game ... second on the team in scoring (12.7 ppg.), assists (3.1 apg.) and blocked shots (16) ... shot .463 from the field (11th in Big Ten) and .387 from three-point range (sixth in Big Ten) ... averaged 13.7 points on 14-26 (.538) shooting with 12 assists and 10 steals during the NCAA tournament ... 1.92 assist-to-turnover ratio (fourth in Big Ten), averaged just one turnover every 21.7 minutes ... hit the game-winning free throw with 0.4 seconds left in the Big Ten title-clinching game vs. Illinois ... season-high 21 points at Temple, making 5-10 three-pointers ... recorded "double-doubles" against UW-Milwaukee (19 pts./10 rebs.) and Minnesota (17 pts./10 rebs.) ... 14 points, nine rebounds and seven assists vs. Penn State (2/1/03) ... **2001-02:** Had one of the best freshman campaigns in UW history ... started all 32 games, tying the UW freshman record ... led the team in minutes at 34.2 ... his 1,094 minutes played were a Wisconsin freshman record and fourth-most among frosh in the nation ... also set UW freshmen records for three-pointers (59), three-point attempts (161), free throws (101) and free throw percentage (.777) ... his 12.3 ppg were second-best on the team and second among Big Ten freshmen ... led the squad in free throws, free throw attempts, free throw percentage, steals (43) and blocks (18) ... recorded 22 double-figure scoring efforts, including eight of the last nine games ... made at least four three-pointers in seven games ... recorded first career "double-double" (21 pts./13 rebs.) in 47 minutes of action against Temple ... attempted Big Ten-record 20 three-pointers (making six) in that game ... followed that up with career-best 24 points, including 10-12 free throw shooting, in 40 minutes at Ohio ... had back-to-back 20-point scoring efforts against Iowa (20) and Michigan (21) to end the regular season, making 8-11 three-pointers in those games ... game-winning steal and lay-up with 4.7 seconds left at hometown UW-Milwaukee ... made 5-6 free throws (including intentional miss) in final 13 seconds of 94-92 overtime upset of No. 16 Ohio State ... first freshman to start a season-opener at UW since Mike Kelley in 1997 ... second-most points (20) in Badger history by a freshman in a season-opener ... **High School:** Named Wisconsin state player of the year by the Associated Press after leading Wauwatosa East to a 21-1 overall record as a senior ... averaged 25.3 points, 5.2 assists, 4.0 rebounds and 4.1 steals per game, earning Mr. Basketball honors from the *Milwaukee Journal Sentinel* and the Wisconsin Basketball Coaches Association ... honorable mention all-state selection as a junior when he averaged 14.1 points and 6.3 assists per game ... led team to a 21-3 record ... played one year of volleyball and was named first-team all-conference ... **Personal:** Born Feb. 27, 1983 in Milwaukee, Wis. ... parents are Terry and Julie Harris ... has one brother (Bruce, 22) and one sister (Tanisha, 17) ... prep teammate of Marquette's Scott Merritt ... major is sociology.

### Career Statistics

Year	GP-GS	Min/Avg	FG-FGA	Pct	3-Point		FT-FTA	Pct	Rebounding			PF-FO	AST	TO	Blk	Stl	Pts/Avg
					FG-FGA	Pct			Off-Def	Tot	Avg						
2001-02	32-32	1094/34.2	117-283	.413	59-161	.366	101-130	.777	19-86	105	3.3	68-0	56	53	18	43	394/12.3
2002-03	32-32	1100/34.4	132-285	.463	53-137	.387	90-119	.756	24-123	147	4.6	69-1	98	51	18	65	407/12.7
<b>TOTAL</b>	<b>64-64</b>	<b>2194/34.3</b>	<b>249-568</b>	<b>.438</b>	<b>112-298</b>	<b>.376</b>	<b>191-249</b>	<b>.767</b>	<b>43-209</b>	<b>252</b>	<b>3.9</b>	<b>137-1</b>	<b>154</b>	<b>104</b>	<b>36</b>	<b>108</b>	<b>801/12.5</b>





# BEYOND THE DEVIN HARRIS NUMBERS

MEET THE BADGERS

*Favorite NBA player of all-time:*

Kobe Bryant

*Best basketball memory:*

Winning the Big Ten Championship outright last year

*My favorite saying is:*

"You'll have that"

*I would be lost without:*

My triangle of friends

*Best class I've taken at UW:*

Sociology 131

*If I could play any other sport at UW, it would be:*

Tennis

*In my CD player right now:*

Justin Timberlake

*Significance of my uniform number:*

Adds up to lucky number 7

*Best dressed on the team:*

Ike Ukawuba

*My cell phone ring is:*

Fur Elise

*The TV show I never miss is:*

Lizzie McGuire

*My favorite support staff member is:*

Joe-Joe Robinson

*If I could have one superpower it would be:*

To fly so I could go to "Never, Never Land" and never grow up

*Person I admire most:*

My father


*Greatest invention of the last 100 years:*

Internet

## Big Ten Statistics

Year	GP-GS	Min/Avg	FG-FGA	Pct	3-Point		FT-FTA	Pct	Rebounding			PF-FO	AST	TO	Blk	Stl	Pts/Avg
					FG-FGA	Pct			Off-Def	Tot	Avg						
2002	16-16	547/34.2	57-132	.432	27-75	.360	45-62	.726	6-39	45	2.8	28-0	32	26	5	22	186/11.6
2003	16-16	546-34.1	58-139	.417	19-62	.306	35-52	.673	7-58	65	4.1	40-1	48	27	10	26	170/10.6
<b>TOTAL</b>	<b>32-32</b>	<b>1093/34.2</b>	<b>115-271</b>	<b>.424</b>	<b>46-137</b>	<b>.336</b>	<b>80-114</b>	<b>.702</b>	<b>13-97</b>	<b>110</b>	<b>3.4</b>	<b>68-1</b>	<b>80</b>	<b>53</b>	<b>15</b>	<b>48</b>	<b>356/11.1</b>





# 54 MIKE WILKINSON

**6-8 • 240 lbs.  
Junior • Forward**

Blue Mounds, Wis.  
Wisconsin Heights High School


### Career Highs

- Points:** 20 at Iowa (2/22/03)
- Field Goals:** 8 at Iowa (2/22/03)
- Field Goal Attempts:** 13, twice, MR: at Iowa (2/22/03)
- 3-Point Field Goals:** 4, twice, MR: at Iowa (2/22/03)
- 3-Point Field Goal Attempts:** 7 vs. Illinois (3/5/03)
- Free Throws:** 13 vs. Ohio State (2/6/02)
- Free Throw Attempts:** 16 vs. Ohio State (2/6/02)
- Rebounds:** 12 vs. Marquette (12/22/01)
- Assists:** 4, five times, MR: at Northwestern (2/8/03)
- Blocked Shots:** 4 vs. Texas South (12/21/02)
- Steals:** 4 at Michigan State (1/12/02)
- Minutes:** 43 vs. Temple (12/3/01)

**Milestones:** Has led the Badgers in rebounds in each of his two seasons ... currently seventh on the UW career charts for offensive rebounds (149) ... extremely hard worker who was often the Badgers' biggest player on the floor last season ... averages just 2.5 personal fouls per game for his career ... **2002-03:** Started all 32 games ... led team in rebounds (tied for fifth in Big Ten) with 6.8 rpg. ... fifth in the conference in offensive rebounds (2.31) ... scored in double figures 17 times (Badgers were 15-2 in those games) ... averaged 13.5 points and 7.1 rebounds on .494 (40-81) shooting in the last eight games of the season ... led team with 31 blocked shots and was second on the squad with 37 steals ... second on the team (and 12th in Big Ten) in free throw percentage (.786) ... scored a career-high 20 points at Iowa, including 4-5 shooting from three-point range ... had 18 points (7-11 shooting) and eight rebounds vs. Tulsa in NCAA tournament ... recorded fifth career "double-double" vs. UNLV (15 pts./10 rebs.) ... **2001-02:** Appeared in all 32 games as a redshirt freshman, averaging 28.2 mpg ... led the UW (second among Big Ten frosh) in rebounding at 5.3 rpg ... sixth in the conference with 2.34 offensive rebounds per game ... recorded four "double-doubles," most by a Big Ten freshman and most by a UW frosh since Rashard Griffith in 1993-94 ... scored in double figures 15 times ... second-best free throw percentage by a UW freshman (.756) in history ... second on the squad with 40 steals ... averaged 9.3 ppg (fourth on team) ... averaged 12.2 ppg and 6.3 rpg at home ... scored career-high 19 points, including 13-16 shooting from the free throw line, and added nine rebounds vs. Ohio State ... recorded first career "double-double" against Furman (15 pts./11 rebs.) then followed that with 16 points and career-best 12 rebounds in upset of Marquette ... also recorded back-to-back "double-doubles" later in the season vs. Minnesota (14 pts./10 rebs.) and Purdue (16 pts./10 rebs.) ... scored 15 points, including 4-5 three-pointers, vs. Tennessee ... **2000-01:** Sat out as a red-shirt ... **High School:** Named Mr. Basketball in Wisconsin as a senior ... state player of the year by the *Wisconsin State Journal* ... three-time first-team all-conference selection ... Wisconsin Heights was 19-4 and won league title as he averaged 28.6 points and 12.1 rebounds while shooting 61 percent from the field and 74 percent from the free throw line ... as a junior he led team to regional title and 21-4 mark while averaging 20.4 points and 10.6 rebounds and shooting 55 percent from the floor and 73 percent from the free throw line ... team won regional championship his sophomore year as he averaged 14.9 points and 9.3 rebounds ... **Personal:** Born Oct. 1, 1981 in Sauk Prairie, Wis. ... parents are Margaret and Kendall Wilkinson ... oldest of five Wilkinson children ... father played basketball at UW-Richland Center ... prep teammate Travis Haack plays at UW-Stout ... major is agriculture: business management.

### Career Statistics

Year	GP-GS	Min/Avg	FG-FGA	Pct	3-Point		FT-FTA	Pct	Rebounding			PF-FO	AST	TO	Blk	Stl	Pts/Avg
					FG-FGA	Pct			Off-Def	Tot	Avg						
2001-02	32-0	903/28.2	94-212	.443	18-54	.333	93-123	.756	75-96	171	5.3	77-1	48	51	14	40	299-9.3
2002-03	32-32	997/31.2	113-261	.433	21-71	.296	81-103	.786	74-142	216	6.8	83-3	50	45	31	39	328/10.3
<b>TOTAL</b>	<b>64-32</b>	<b>1900-29.7</b>	<b>207-473</b>	<b>.438</b>	<b>39-125</b>	<b>.312</b>	<b>174-226</b>	<b>.770</b>	<b>149-238</b>	<b>387</b>	<b>6.0</b>	<b>160-4</b>	<b>98</b>	<b>96</b>	<b>45</b>	<b>79</b>	<b>627/9.8</b>



# BEYOND THE MIKE WILKINSON NUMBERS

MEET THE BADGERS

*Favorite NBA player of all-time:*

Michael Jordan

*Something unusual the average person wouldn't know about me:*

I'm a big fan of video games

*In 10 years, I'll be ...*

On the farm, farming

*If I could invite three people (living or dead) to dinner, it would be ...*

Mom, dad and best friend

*My most prized possession:*

Life

*Best class I've taken at UW:*

Dairy Science

*Favorite thing about playing basketball at Wisconsin:*

Fans

*Least favorite thing:*

Traveling

*My pre-game ritual:*

I can't tell you

*Best dressed on the team:*

Ike Ukawuba

*Worst dressed on the team:*

Andreas Helmigk

*Worst hair on the team:*

Mike Wilkinson

*Funniest guy on the team:*

Freddie Owens

*Person I admire most:*

My father


*Greatest invention of the last 100 years:*

Scooters

## Big Ten Statistics

Year	GP-GS	Min/Avg	FG-FGA	Pct	3-Point		FT-FTA	Pct	Rebounding			PF-FO	AST	TO	Blk	Stl	Pts/Avg
					FG-FGA	Pct			Off-Def	Tot	Avg						
2002	16-0	442/27.6	49-103	.476	4-16	.250	43-54	.796	41-42	83	5.2	41-1	27	24	11	26	145/9.1
2003	16-16	506/31.6	59-137	.431	15-41	.366	32-38	.842	35-76	111	6.9	44-1	21	17	14	21	165/10.3
<b>TOTAL</b>	<b>32-16</b>	<b>948/29.6</b>	<b>108-240</b>	<b>.450</b>	<b>19-57</b>	<b>.333</b>	<b>75-92</b>	<b>.815</b>	<b>76-118</b>	<b>194</b>	<b>6.1</b>	<b>85-2</b>	<b>48</b>	<b>41</b>	<b>25</b>	<b>47</b>	<b>310/9.7</b>





# 5 JASON CHAPPELL

**2002-03:** Appeared in eight games playing a total of 11 minutes ... season-high four minutes vs. New Hampshire ... hit a three-pointer vs. Ohio and added a free throw vs. Penn State ... **High School:** Attended Worcester Academy in Massachusetts for one year ... averaged 10 points and eight rebounds on a team that featured five other NCAA Division I recruits ... went to New Berlin West High School in New Berlin, Wis. ... averaged 20 points, 16 rebounds and five assists as a senior and earned honorable mention all-state accolades ... was also an honorable mention all-state selection as a junior, scoring 13 points and grabbing nine rebounds a game as West won the Division II state championship ... **Personal:** Born on Jan. 10, 1983 in Cudahy, Wis. ... parents are Len and Joanne Chappell ... father, Len, played in the NBA from 1963-72 ... older brother, John, plays basketball at South Carolina ... letters and science major.

**6-10 • 240 lbs.**  
**Soph. • F/C**

New Berlin, Wis.  
New Berlin West High School  
Worcester (Mass.) Academy

### Career Highs

- Points:** 3 vs. Ohio (12/23/02)
- Field Goals:** 1 vs. Ohio (12/23/03)
- Field Goal Attempts:** 2 vs. New Hampshire (12/11/02)
- 3-Point Field Goals:** 1 vs. Ohio (12/23/02)
- 3-Point Field Goal Attempts:** 1 vs. Ohio (12/23/02)
- Free Throws:** 1 vs. Penn State (2/1/03)
- Free Throw Attempts:** 2 vs. Penn State (2/1/03)
- Rebounds:** 1, three times, MR: at Northwestern (2/8/03)
- Assists:** 0
- Blocked Shots:** 1 vs. Chicago State (1/4/03)
- Steals:** 0
- Minutes:** 4 vs. New Hampshire (12/11/02)

### Career Statistics

Year	GP-GS	Min/Avg	FG-FGA	Pct	3-Point		FT-FTA	Pct	Rebounding			PF-FO	AST	TO	Blk	Stl	Pts/Avg
					FG-FGA	Pct			Off-Def	Tot	Avg						
2002-03	8-0	11-1.4	1-4	.250	1-1	1.000	1-2	.500	2-1	3	0.4	0-0	0	1	1	0	4/0.5
<b>TOTAL</b>	<b>8-0</b>	<b>11-1.4</b>	<b>1-4</b>	<b>.250</b>	<b>1-1</b>	<b>1.000</b>	<b>1-2</b>	<b>.500</b>	<b>2-1</b>	<b>3</b>	<b>0.4</b>	<b>0-0</b>	<b>0</b>	<b>1</b>	<b>1</b>	<b>0</b>	<b>4/0.5</b>



# BEYOND THE JASON CHAPPELL NUMBERS

*Favorite NBA player of all-time:*

Larry Bird

*My dream job would be:*

Hugh Hefner's assistant

*If I could invite three people (living or dead) to dinner, it would be ...*

Jesus, Bob Marley and Anna Kournikova

*My most prized possession:*

Scooter

*Best class I've taken at UW:*

Afro 156

*My video game is:*

Madden on Xbox

*The most famous person I've met is:*

Tim Duncan

*My favorite movies are:*

Forrest Gump and Old School

*The TV show I never miss is:*

A Packer game

*Have you ever played an instrument?*

Just started playing the guitar

*What's the most unusual thing you've seen a teammate do?*

Butch on the Vertimax

*The title of my autobiography would be:*

JCHEEZY - It ain't easy bein' cheezy

*My cell phone ring is:*

Funk

*If one player were to be featured on MTV Cribs, who would it be?*

Sharif - his roommate hooks it up


*Best dressed on the team:*

Devin

## Big Ten Statistics

Year	GP-GS	Min/Avg	FG-FGA	Pct	3-Point		FT-FTA	Pct	Rebounding					PF-FO	AST	TO	Blk	Stl	Pts/Avg
					FG-FGA	Pct			Off-Def	Tot	Avg								
2003	4-0	4-1.0	0-1	.000	0-0	.000	1-2	.500	1-1	2	0.5	0-0	0	1	0	0	0	1/0.3	
<b>TOTAL</b>	<b>4-0</b>	<b>4-1.0</b>	<b>0-1</b>	<b>.000</b>	<b>0-0</b>	<b>.000</b>	<b>1-2</b>	<b>.500</b>	<b>1-1</b>	<b>2</b>	<b>0.5</b>	<b>0-0</b>	<b>0</b>	<b>1</b>	<b>0</b>	<b>0</b>	<b>0</b>	<b>1/0.3</b>	





# 21 ANDREAS HELMIGK

**2002-03:** Played in 26 games, including each of the last 19 contests ... averaged 6.7 minutes per game and had nine games of 10 or more minutes ... shot .568 (21-37) from the field ... scored a season-high six points three times, including in NCAA tournament first round game vs. Weber State ... also added five points, including only three-pointer of the season, in 11 minutes in key win at Ohio State ... **2001-02:** Sat out season due to a knee injury ... **High School:** Member of the Austrian National Team ... played for Worthersee Piraten in the first division of the Austrian league, averaging 11 points and six rebounds despite playing just the second and third quarters due to his amateur status ... **Personal:** Born Dec. 10, 1979 in Klagenfurt, Austria ... parents are Heiner and Magola Helmigk ... older brother played professional soccer in Europe ... majoring in international studies

**6-9 • 245 lbs.**  
**Soph. • F/C**


Klagenfurt, Austria

### Career Highs

- Points:** 6, three times, MR: vs Weber State
- Field Goals:** 3, twice, MR: vs. Weber State (3/20/03)
- Field Goal Attempts:** 5 vs. Northern Illinois (11/16/02)
- 3-Point Field Goals:** 1 at Ohio State (1/18/03)
- 3-Point Field Goal Attempts:** 1, twice, MR: at Ohio State (1/18/03)
- Free Throws:** 2 vs. Iowa (1/22/03)
- Free Throw Attempts:** 3 at Illinois (1/11/03)
- Rebounds:** 4, three times, MR: vs. Penn State (2/1/03)
- Assists:** 2, twice, MR: vs. Iowa (1/22/03)
- Blocked Shots:** 2 vs. Chicago State (1/4/03)
- Steals:** 1, four times, MR: vs. Penn State (2/1/03)
- Minutes:** 13 at Penn State (2/19/03)

### Career Statistics

Year	GP-GS	Min/Avg	FG-FGA	Pct	3-Point		FT-FTA	Pct	Rebounding			PF-FO	AST	TO	Blk	Stl	Pts/Avg
					FG-FGA	Pct			Off-Def	Tot	Avg						
2002-03	26-0	175-6.7	21-37	.568	1-2	.500	5-13	.385	14-16	30	1.2	27-0	13	15	6	4	48/1.8
<b>TOTAL</b>	<b>26-0</b>	<b>175-6.7</b>	<b>21-37</b>	<b>.568</b>	<b>1-2</b>	<b>.500</b>	<b>5-13</b>	<b>.385</b>	<b>14-16</b>	<b>30</b>	<b>1.2</b>	<b>27-0</b>	<b>13</b>	<b>15</b>	<b>6</b>	<b>4</b>	<b>48/1.8</b>



# BEYOND THE ANDREAS HELMIGK NUMBERS

*Favorite NBA player of all-time:*

Alonzo Mourning

*Best basketball memory:*

2000 Austrian Championship Finals/  
2003 "Sweet 16"

*My dream job would be ...*

A golf pro

*Posters on my wall:*

Vincent Van Gogh (Cafe Terrace 1888)  
and the Austrian Flag

*Best class I've taken at UW:*

Italian 203

*Favorite thing about playing basketball  
at Wisconsin:*

Running the Hill

*Worst Hair on the team:*

Zach

*Best dressed on the team:*

Devin

*Funniest guy on the team:*

Freddie

*The TV show I never miss is:*

The Simpsons

*Most famous person I've met:*

Tim Hardaway

*Greatest invention of the last 100 years:*

TV remote

*One unusual thing about my hometown:*

I have not met one American who can  
pronounce it correctly

*The title of my autobiography would be:*

losts mi in ruq


*Favorite Food:*

Steirischer Backhendelsalat

## Big Ten Statistics

Year	GP-GS	Min/Avg	FG-FGA	Pct	3-Point		FT-FTA	Pct	Rebounding			PF-FO	AST	TO	Blk	Stl	Pts/Avg
					FG-FGA	Pct			Off-Def	Tot	Avg						
2003	15-0	100/6.7	11-20	.550	1-1	1.000	5-9	.556	4-7	11	0.7	10-0	6	8	3	2	28/1.9
<b>TOTAL</b>	<b>15-0</b>	<b>100/6.7</b>	<b>11-20</b>	<b>.550</b>	<b>1-1</b>	<b>1.000</b>	<b>5-9</b>	<b>.556</b>	<b>4-7</b>	<b>11</b>	<b>0.7</b>	<b>10-0</b>	<b>6</b>	<b>8</b>	<b>3</b>	<b>2</b>	<b>28/1.9</b>





# 4 RAY NIXON

**2002-03:** Played in 17 games, averaging 4.1 minutes per game ... appeared in just one of the last 10 games of the season ... career highs in points (four), rebounds (three) and minutes (16) vs. Chicago State ... also played 13 minutes vs. New Hampshire and seven vs. Penn State ... **High School:** Second-team all-state selection by the Associated Press and the *Milwaukee Journal Sentinel* after averaging 12.3 points and shooting 54 percent from the field as a senior ... led Dominican to a 24-1 record and the sectional final ... first-team all-conference selection and honorable mention all-state as a junior, averaging 15 points and six rebounds per contest ... part of the state championship team as a sophomore ... prep teammate of UW-Milwaukee's Derrick Wimmer ... **Personal:** Born on Sept. 10, 1984 in Milwaukee, Wis. ... parents are Raymond and Pershell Nixon ... has two older sisters ... letters and science major

**6-7 • 205 lbs.  
Soph. • Forward**


Milwaukee, Wis.  
Dominican High School

### Career Highs

- Points:** 4 vs. Chicago State (1/4/03)
- Field Goals:** 2 vs. Chicago State (1/4/03)
- Field Goal Attempts:** 6 vs. Chicago State (1/4/03)
- 3-Point Field Goals:** 0
- 3-Point Field Goal Attempts:** 2 vs. Penn State (2/1/03)
- Free Throws:** 0
- Free Throw Attempts:** 1 vs. Chicago State (1/4/03)
- Rebounds:** 3 vs. Chicago State (1/4/03)
- Assists:** 1, twice, MR: vs. Ohio (12/23/02)
- Blocked Shots:** 1 vs. Chicago State (1/4/03)
- Steals:** 1 vs. Chicago State (1/4/03)
- Minutes:** 16 vs. Chicago State (1/4/03)

### Career Statistics

Year	GP-GS	Min/Avg	FG-FGA	Pct	3-Point		FT-FTA	Pct	Rebounding			PF-FO	AST	TO	Blk	Stl	Pts/Avg
					FG-FGA	Pct			Off-Def	Tot	Avg						
2002-03	17-0	70/4.1	4-17	.235	0-8	.000	0-1	.000	3-7	10	0.6	14-0	2	2	1	1	8/0.5
<b>TOTAL</b>	<b>17-0</b>	<b>70/4.1</b>	<b>4-17</b>	<b>.235</b>	<b>0-8</b>	<b>.000</b>	<b>0-1</b>	<b>.000</b>	<b>3-7</b>	<b>10</b>	<b>0.6</b>	<b>14-0</b>	<b>2</b>	<b>2</b>	<b>1</b>	<b>1</b>	<b>8/0.5</b>



# BEYOND THE RAY NIXON NUMBERS

*Favorite NBA player of all-time:*

Dr. Julius Erving

*My dream job is:*

An architect

*If I could invite three people (living or dead) to dinner, it would be ...*

Eddie Murphy, Bill Cosby, Gabriel Union

*My most prized possession:*

Life

*Best class I've taken at UW:*

Theater 150

*Favorite thing about playing basketball at Wisconsin:*

Unity of the team

*Least favorite thing:*

The hill - Mount Elver

*The best thing I've seen one of my teammates do is:*

When Alando caught the most uncatchable alley-oop in a game

*Best nickname on the team:*

Smooth (Andreas) - given by me

*My favorite saying is:*

Give it up for the comic view dancers

*The TV shows I never miss are:*

Makin' the Band and Martin

*Significance of my uniform number:*

I was four years old when I first picked up a basketball

*The best video game player on the team:*

Mike Wilkinson

*My favorite movie is:*

Harlem Nights


*My favorite food is:*

Hamburger Helper

## Big Ten Statistics

Year	GP-GS	Min/Avg	FG-FGA	Pct	3-Point		FT-FTA	Pct	Rebounding			PF-FO	AST	TO	Blk	Stl	Pts/Avg
					FG-FGA	Pct			Off-Def	Tot	Avg						
2003	8-0	17/2.1	1-4	.250	0-2	.000	0-0	.000	2-0	2	0.3	6-0	0	1	0	0	2/0.3
<b>TOTAL</b>	<b>8-0</b>	<b>17/2.1</b>	<b>1-4</b>	<b>.250</b>	<b>0-2</b>	<b>.000</b>	<b>0-0</b>	<b>.000</b>	<b>2-0</b>	<b>2</b>	<b>0.3</b>	<b>6-0</b>	<b>0</b>	<b>1</b>	<b>0</b>	<b>0</b>	<b>2/0.3</b>





# 42 ALANDO TUCKER

**6-5 • 205 lbs.  
Soph. • Forward**

Lockport, Ill.  
Lockport Township High School

**Milestones:** One of the most explosive players in college basketball, broke Michael Finley's school record for vertical leap with a jump of 38 inches (Finley was at 35.5) ... set UW record for offensive rebounds (86) as a freshman ... **Honors:** Big Ten All-Freshman Team ... honorable mention All-Big Ten by the media ... **2002-03:** Played in all 32 games, starting the final 27 ... started at power forward despite measuring just 6-5, 195 pounds ... named to the Big Ten All-Freshman Team by the coaches and an honorable mention All-Big Ten selection by the media ... finished third on the team (and third among Big Ten frosh) in scoring with 12.0 ppg. ... tops among Big Ten freshmen in rebounds (5.9 rpg.) ... led the Big Ten and set a school record for offensive rebounds (2.69 per game and 86 total) ... finished fourth in the conference (tops among freshmen) in field goal percentage (139-261, .533) ... among the top five in UW freshmen history in games played, minutes played, points, field goals, field goal percentage and free throw attempts ... registered career highs in points (24) and rebounds (18) in first career start vs. UNLV ... set a school record with 11 offensive boards in that game and his 18 total rebounds were the most by a Big Ten player all season ... the 18 boards were the most by a Badger since Rashard Griffith had 18 on Jan. 21, 1995 ... scored 22 points on 8-9 shooting (including 5-5 from three-point range) vs. Texas Southern ... recorded 24 double-digit scoring performances ... **High School:** Averaged 22.2 points, 7.7 rebounds and 5.7 assists to earn first-team all-state honors as a senior ... scored 35 points against Joliet, then the No. 1 team in the state ... 21.6 points and seven rebounds per game as a junior ... one of only two juniors (Duke's Michael Thompson was the other) to be named to the *Herald News* AA all-area team ... **Personal:** Born on Feb. 11, 1984 ... parents are Lisa Tucker and Forrest Harris ... letters and science major

### Career Highs

- Points:** 24 vs. UNLV (12/7/02)
- Field Goals:** 9 vs. UNLV (12/7/02)
- Field Goal Attempts:** 14 vs. UNLV (12/7/02)
- 3-Point Field Goals:** 5 vs. Texas Southern (12/21/02)
- 3-Point Field Goal Attempts:** 5 vs. Texas Southern (12/21/02)
- Free Throws:** 6, twice, MR: at Minnesota (3/2/03)
- Free Throw Attempts:** 10 vs. UNLV (12/7/02)
- Rebounds:** 18 vs. UNLV (12/7/02)
- Assists:** 3, twice, MR: vs. Michigan (2/26/03)
- Blocked Shots:** 1, 10 times, MR: vs. Tulsa (3/22/03)
- Steals:** 3 at Purdue (2/5/03)
- Minutes:** 40 vs. Tulsa (3/22/03)

### Career Statistics

Year	GP-GS	Min/Avg	FG-FGA	Pct	3-Point		FT-FTA	Pct	Rebounding			PF-FO	AST	TO	Blk	Stl	Pts/Avg
					FG-FGA	Pct			Off-Def	Tot	Avg						
2002-03	32-27	1016/31.8	139-261	.533	18-58	.310	89-130	.685	86-103	189	5.9	78-0	34	41	10	28	385/12.0
<b>TOTAL</b>	<b>32-27</b>	<b>1016/31.8</b>	<b>139-261</b>	<b>.533</b>	<b>18-58</b>	<b>.310</b>	<b>89-130</b>	<b>.685</b>	<b>86-103</b>	<b>189</b>	<b>5.9</b>	<b>78-0</b>	<b>34</b>	<b>41</b>	<b>10</b>	<b>28</b>	<b>385/12.0</b>



## BEYOND THE ALANDO TUCKER NUMBERS

MEET THE BADGERS

*Favorite NBA player of all-time:*

Craig Hodges

*Something unusual the average person wouldn't know about me:*

I'm a poet

*In 10 years, I'll be ...*

The host of "Who Wants to be a Millionaire"

*If I could invite three people (living or dead) to dinner, it would be ...*

Richard Pryor, post-lockout Shawn Kemp and Dave Chappell

*My favorite thing about playing basketball at Wisconsin is:*

Everything

*Least favorite thing is:*

Preseason, specifically The Hill

*If I could play any other sport at UW, it would be:*

Hockey, of course

*In my CD player right now:*

Prince

*Most famous person I've met:*

Bozo the Clown

*My favorite movies are:*

Deuce Bigelow and Scarface

*My favorite food is:*

Ritz crackers and cheese

*One unusual thing about my hometown:*

It is home to a well-known prison

*Greatest invention of the last 100 years:*

Jelly in a squeeze bottle

*Best nickname on the team:*

Brian "Big Bird" Butch

*My first pair of basketball shoes were:*

L.A. Gears


### Big Ten Statistics

Year	GP-GS	Min/Avg	FG-FGA	Pct	3-Point		FT-FTA	Pct	Rebounding			PF-FO	AST	TO	Blk	Stl	Pts/Avg
					FG-FGA	Pct			Off-Def	Tot	Avg						
2003	16-16	534/33.4	68-142	.479	6-29	.207	51-67	.761	43-50	93	5.8	40-0	20	21	5	14	193/12.1
<b>TOTAL</b>	<b>16-16</b>	<b>534/33.4</b>	<b>68-142</b>	<b>.479</b>	<b>6-29</b>	<b>.207</b>	<b>51-67</b>	<b>.761</b>	<b>43-50</b>	<b>93</b>	<b>5.8</b>	<b>40-0</b>	<b>20</b>	<b>21</b>	<b>5</b>	<b>14</b>	<b>193/12.1</b>



# 12 BOO WADE

**2002-03:** Appeared in all 32 games, averaging 20.2 minutes per game as team's sixth man ... assist-to-turnover ratio of 1.84 and averaged just one turnover every 20.2 minutes ... finished third on the team in assists (59) and fourth in steals (27) ... shot .564 (22-39) from the field during Big Ten games ... averaged 3.3 points and 1.8 rebounds per game ... played a career-high 32 minutes at Northwestern with five points, five rebounds, three assists and no turnovers ... personal-best nine points, along with five rebounds and four assists in 25 turnover-free minutes vs. Ohio ... also had eight points in NCAA tournament second-round game vs. Tulsa ... **High School:** First-team all-state selection by the *Milwaukee Journal Sentinel* as a senior after averaging 15.3 points and leading Milwaukee Vincent to a 23-1 record ... second-team all-state selection by the Associated Press ... scored 60 points in three-game state tournament as a junior, including 23 in the championship game ... that was the second of two consecutive state championships for Wade and Vincent ... **Personal:** Born on Sept. 24, 1984 in Milwaukee, Wis. ... parents are Willie and Thelma Wade ... art major



**6-3 • 185 lbs.**  
**Soph. • Guard**

Milwaukee, Wis.  
Milwaukee Vincent High School

## Career Highs

**Points:** 9 vs. Ohio (12/23/02)  
**Field Goals:** 3, four times, MR: vs. Tulsa (3/22/03)  
**Field Goal Attempts:** 7 vs. Tulsa (3/22/03)  
**3-Point Field Goals:** 2, twice, MR: at Minnesota (3/2/03)  
**3-Point Field Goal Attempts:** 3, twice, MR: at Purdue (2/25/03)  
**Free Throws:** 2, four times, MR: vs. Tulsa (3/22/03)  
**Free Throw Attempts:** 4 at Michigan (1/8/03)  
**Rebounds:** 5, three times, MR: at Northwestern (2/8/03)  
**Assists:** 5 vs. Texas Southern (12/21/02)  
**Blocked Shots:** 1, four times, MR: vs. Tulsa (3/22/03)  
**Steals:** 5 vs. New Hampshire (12/11/02)  
**Minutes:** 32 at Northwestern (2/8/03)

## Career Statistics

Year	GP-GS	Min/Avg	FG-FGA	Pct	3-Point		FT-FTA	Pct	Rebounding			AST	TO	Blk	Stl	Pts/Avg	
					FG-FGA	Pct			Off-Def	Tot	Avg						PF-FO
2002-03	32-0	646/20.2	42-86	.488	11-29	.379	12-22	.545	20-39	59	1.8	45-0	59	32	4	27	107/3.3
<b>TOTAL</b>	<b>32-0</b>	<b>646/20.2</b>	<b>42-86</b>	<b>.488</b>	<b>11-29</b>	<b>.379</b>	<b>12-22</b>	<b>.545</b>	<b>20-39</b>	<b>59</b>	<b>1.8</b>	<b>45-0</b>	<b>59</b>	<b>32</b>	<b>4</b>	<b>27</b>	<b>107/3.3</b>



# BEYOND THE BOO WADE NUMBERS

MEET THE BADGERS

*Favorite NBA player of all-time:*

Michael Jordan

*Favorite basketball memory:*

Winning the Big Ten championship

*Something unusual the average person wouldn't know about me:*

I have a tattoo of my name on my neck

*My dream job would be:*

A basketball coach

*My most prized possession is:*

My Big Ten title ring

*Best class I've taken at UW:*

Theatre

*In my CD player right now is:*

Clispe

*Best video game player on the team is:*

Me

*My favorite movie is:*

I Might Need Security

*My favorite food is:*

Famous Dave Burger

*The TV show I never miss is:*

All of them

*If I could have one superpower it would be:*

Mind control

*The best nickname on the team is:*

I shot the Sharif

*The title of my autobiography would be:*

Do You Know Who You Are


*My cell phone ring is:*

Buck Down

## Big Ten Statistics

Year	GP-GS	Min/Avg	FG-FGA	Pct	3-Point		FT-FTA	Pct	Rebounding			PF-FO	AST	TO	Blk	Stl	Pts/Avg
					FG-FGA	Pct			Off-Def	Tot	Avg						
2002	16-0	317/19.8	22-39	.564	6-13	.462	4-10	.400	11-22	33	2.1	19-0	30	12	1	11	54/3.4
<b>TOTAL</b>	<b>16-0</b>	<b>317/19.8</b>	<b>22-39</b>	<b>.564</b>	<b>6-13</b>	<b>.462</b>	<b>4-10</b>	<b>.400</b>	<b>11-22</b>	<b>33</b>	<b>2.1</b>	<b>19-0</b>	<b>30</b>	<b>12</b>	<b>1</b>	<b>11</b>	<b>54/3.4</b>





# 1 SHARIF CHAMBLISS

**6-1 • 185 lbs.  
Senior • Guard**

Racine, Wis.  
St. Catherine's High School  
Penn State University

### Career Highs

- Points:** 26 vs. Yale (12/1/02)
- Field Goals:** 8, twice, MR: at Indiana (3/8/03)
- Field Goal Attempts:** 18 vs. Clemson (12/3/02)
- 3-Point Field Goals:** 7 vs. Yale (12/1/01)
- 3-Point Field Goal Attempts:** 14 vs. Illinois (1/25/03)
- Free Throws:** 8 vs. Purdue (1/18/03)
- Free Throw Attempts:** 8 vs. Purdue (1/18/03)
- Rebounds:** 6 vs. St. Francis (12/28/02)
- Assists:** 5 vs. Northeastern (12/14/02)
- Blocked Shots:** 1, three times, MR: at Purdue (2/26/02)
- Steals:** 4, twice, MR: at Northwestern (3/1/03)
- Minutes:** 45 at Northwestern (3/1/03)

Transfer from Penn State who will be eligible to play in 2004-05 season due to NCAA transfer rules ... because of Big Ten rules, will not be allowed to be on scholarship while at Wisconsin ... **Honors:** 2002 and 2003 honorable mention All-Big Ten by the media ... **At Penn State:** Led Penn State in scoring as both a sophomore (14.6 ppg.) and a junior (14.7 ppg.) ... 10th in the Big Ten in scoring as a sophomore and 11th as a junior ... paced the conference in three-pointers made as a sophomore (3.54 3pg) and junior (3.18 3pg) ... also led the league in free-throw shooting both seasons (.891 as a sophomore and .901 as a junior) ... left PSU with the fourth-most career three-pointers made in school history ... his three-point totals as a sophomore and junior rank second and third, respectively, in school annals ... tops the PSU career list in free throw percentage (126-142, .887) ... scored in double figures in 52 of 56 games over the last two seasons ... has reached the 20-point plateau nine times in his career, including a personal-best 26 points vs. Yale (12/1/02) ... hit a career-high seven three-pointers in that game ... has hit at least five three-pointers in 16 games in his career ... averaged 17.3 points in his last four games against Wisconsin, leading Penn State to two victories over the Badgers ... that is his highest points per game against any Big Ten team over the last two seasons ... **High School:** Led St. Catherine's to a 23-1 record and the state championship game as a senior ... earned all-state honors after averaging 17.4 points and 5.4 assists ... also named honorable mention All-America and county and conference player of the year ... lettered twice at St. Catherine's and once (sophomore) at Park High School ... high school teammate of Caron Butler, now of the Miami Heat ... also lettered in football as a junior, playing quarterback and defensive back ... **Personal:** Born on March 22, 1982 in Racine, Wis. ... parents are Cherri Chambliss and Jameel Ghuari ... majoring in rural sociology

## BEYOND THE NUMBERS

### SHARIF CHAMBLISS

*Favorite NBA player of all-time:*

Michael Jordan

*My dream job would be:*

Security CEO of the Playboy Mansion

*In my CD player right now are:*

300 different discs

*If I could invite three people (living or dead) to dinner, it would be ...*

Chris Rock, my future wife, Bernie Mack

*The TV show I never miss is:*

Playmakers

*If I could have one superpower, it would be:*

To be invisible - catch me if you can

*If one player on the team were to be featured on MTV Cribs, who would it be:*

My crib, wait and see

*My favorite food is:*


Twizzlers

### Career Statistics

Year	GP-GS	Min/Avg	FG-FGA	Pct	3-Point		FT-FTA	Pct	Rebounding			PF-FO	AST	TO	Blk	Stl	Pts/Avg
					FG-FGA	Pct			Off-Def	Tot	Avg						
2000-01	23-0	99/4.3	9-30	.300	7-22	.318	5-7	.714	3-9	12	0.5	12-0	3	6	0	7	30/1.3
2001-02	28-19	881/31.5	127-321	.396	99-235	.421	57-64	.891	17-49	66	2.4	48-0	45	35	3	34	410/14.6
2002-03	28-24	970/34.6	129-333	.387	89-232	.384	64-71	.901	11-46	57	2.0	64-0	54	52	1	32	411/14.7
<b>TOTAL</b>	<b>79-43</b>	<b>1950/24.7</b>	<b>265-684</b>	<b>.387</b>	<b>195-489</b>	<b>.399</b>	<b>126-142</b>	<b>.887</b>	<b>31-104</b>	<b>135</b>	<b>1.7</b>	<b>124-0</b>	<b>102</b>	<b>93</b>	<b>4</b>	<b>73</b>	<b>851/10.8</b>

### Big Ten Statistics

Year	GP-GS	Min/Avg	FG-FGA	Pct	3-Point		FT-FTA	Pct	Rebounding			PF-FO	AST	TO	Blk	Stl	Pts/Avg
					FG-FGA	Pct			Off-Def	Tot	Avg						
2001	10-0	42/4.2	4-14	.286	3-10	.300	3-5	.600	2-3	5	0.5	7-0	2	4	0	2	14/1.4
2002	16-14	550/34.4	75-191	.393	57-143	.399	39-46	.848	7-31	38	2.4	28-0	23	23	1	18	246/15.4
2003	16-14	573/35.8	73-189	.386	51-129	.395	38-42	.905	3-22	25	1.6	37-0	25	27	1	19	235/14.7
<b>TOTAL</b>	<b>42-28</b>	<b>1165/27.7</b>	<b>152-394</b>	<b>.386</b>	<b>111-282</b>	<b>.394</b>	<b>80-93</b>	<b>.860</b>	<b>12-56</b>	<b>68</b>	<b>1.6</b>	<b>72-0</b>	<b>50</b>	<b>54</b>	<b>2</b>	<b>39</b>	<b>495/11.8</b>



# 44 ZACH MORLEY

**Career at Indian Hills Community College:** Third-team NJCAA All-American ... first-team all-region choice ... averaged 15.2 points and 8.2 rebounds as Indian Hills went 29-6 last season ... led Indian Hills to a 25-8 record averaged 8.0 points and 4.0 rebounds and shot .533 (96-180) as a freshman ... **High School:** Earned second-team all-state honors as a senior, averaging 17 points and nine rebounds at Maryville High ... was limited to 13 games as a senior due to leg injuries ... was also named first-team all-conference and first-team all-district ... averaged nine points and five rebounds as a junior ... also lettered in football ... **Personal:** Born on April 25, 1983 in Springfield, Mo. ... parents are Del and Kathy Morley ... majoring in human ecology

MEET THE BADGERS

**6-8 • 220 lbs.  
Junior • Forward**

Maryville, Mo.  
Maryville High School  
Indian Hills (Iowa) CC

## BEYOND THE NUMBERS ZACH MORLEY

*Favorite NBA player of all-time:*

Larry Bird

*My dream job would be:*

Owning a sports franchise

*The significance of my uniform number is:*

All my brothers and I wore it in high school

*Worst hair on the team:*

Me

*In my CD player right now is:*

Kenny Chesny

*My favorite food is:*

Steak and Potatoes

*My favorite thing about playing basketball at Wisconsin is:*

Playing in the Big Ten

*Least favorite thing is:*

"The Hill"

*The TV shows I never miss are:*

The O.C. and Paradise Hotel

*If one player on the team were to be featured on MTV Cribs, it would be:*

Sharif Chambliss

*One thing I would be lost without:*

My cell phone

*What's the most unusual thing you've seen a teammate do?*

Butch on the Vertimax

*One unusual thing about my hometown:*

It's a small farming town

*Greatest invention of the last 100 years:*


Remote control and TV

*The person I admire most is:*

My mom



MEET THE BADGERS



# 32 BRIAN BUTCH

**High School:** First-team *Parade* All-American ... joins Pat Richter, Arnold "Clyde" Gaines, Larry Petty, Wes Matthews, Rashard Griffith and Sam Okey as the only High School *Parade* All-Americans to attend UW (Butch was the only first-team choice) ... member of the McDonald's All-American West team ... one of just four players in history from the state of Wisconsin to be named to the McDonald's All-American team ... *USA Today* first-team All-American ... one of 10 finalists for Atlanta Tipoff Club's Naismith Prep Basketball Player of the Year award ... played with NBA No. 1 draft pick LeBron James on the EA Sports Roundball Classic West team ... two-time Wisconsin State Player of the Year by the Associated Press ... averaged 22.8 points and 10.1 rebounds as a senior, leading Appleton West to a 23-3 record and the Division 1 State Championship game ... broke a 35-year old WIAA tournament record by scoring 45 points in the quarterfinals (at the Kohl Center) ... averaged 30.8 points in four games at the Kohl Center as a prep ... averaged 21.7 points and 11.7 rebounds as a junior as West went 21-3 and advanced to the state quarterfinals ... **Personal:** Born on Dec. 22, 1984 in Appleton, Wis. ... parents are Peter and Nancy ... letters and science major

**6-11 • 215 lbs.  
Frosh. • F/C**

Appleton, Wis.  
Appleton West High School

## BEYOND THE NUMBERS

### BRIAN BUTCH

*Favorite NBA player of all-time:*

Michael Jordan

*Favorite basketball memory:*

Playing in the McDonald's All-American game

*My dream job would be:*

Playing in the NBA

*Posters I have on my wall:*

Michael Jordan and Tim Duncan

*Favorite thing about playing at UW:*

Just playing

*Least favorite thing:*

The Hill

*Most famous person I've ever met:*

John Wooden

*My favorite movie is:*

Rudy

*Worst hair on the team:*

Zach Morley

*The one TV show I never miss is:*

Sportscenter

*My favorite food is:*


Pizza

*Greatest invention of the last 100 years:*

Moped

*The person I admire most is:*

My dad



# 23 KAMMRON TAYLOR

**High School:** Scored 59 points, grabbed 12 rebounds and handed out 10 assists in three state tournament games, leading Minneapolis North to the Class 4A state championship and earning all-tournament honors as a senior ... averaged 18 points and eight assists and was one of six finalists for Mr. Basketball in Minnesota ... first-team all-state selection as a junior and senior ... averaged 21 points and five assists as a junior, leading North to a 24-7 record and third place in the state ... also earned letters in football and tennis ... **Personal:** Born on Aug. 28, 1984 in Chicago, Ill. ... parents are Kenneth and Blondell ... youngest of five children, all with first names that begin with the letter "K" ... brother, Kerek, played basketball at Gardner-Webb University and sister, Krystal, is a sophomore on Valparaiso's basketball team ... letters and science major

## BEYOND THE NUMBERS

### KAMMRON TAYLOR

**6-2 • 175 lbs.  
Frosh. • Guard**

Minneapolis, Minn.  
Minneapolis North High School

*Favorite NBA player of all-time:*

Michael Jordan

*Favorite basketball memory:*

Scoring 77 points in 6th grade

*Something unusual the average person wouldn't know about me:*

I love to play tennis

*My dream job:*

Being my own boss

*In my CD player right now:*

Bad Boys II soundtrack

*Significance of my uniform number:*

It's been my number since second grade

*Most famous person I've ever met:*

Kevin Garnett

*My favorite food is:*

Pizza

*Well-known person that attended my high school:*

Khalid El-Amin

*The one TV show I never miss is:*

Making the Band II

*The one thing I would be lost without:*

My ball

*If I could have one superpower, it would be:*

Strength. I'm too little right now.

*The most unusual thing I've seen one of my teammates do:*

Butch on Vertimax



# CAREER GAME-BY-GAME STATS

## Sharif Chambliss

### 2000-01

Opp.	MP	FG-A	3FG-A	FT-A	O-D-T	A	B	S	TP
Loyola (Md.)	7	1-2	1-2	0-0	0-0-0	0	0	0	3
at Kentucky	DNP								
at N.C. State	2	0-0	0-0	0-0	0-0-0	0	0	0	0
Penn	2	0-2	0-1	0-0	0-0-0	0	0	0	0
Pittsburgh	3	1-1	1-1	0-0	0-0-0	0	0	1	3
Temple	1	0-1	0-1	0-0	0-0-0	0	0	0	0
Wagner	3	0-2	0-2	0-0	0-0-0	0	0	0	0
Bucknell	5	0-0	0-0	0-0	0-0-0	1	0	1	0
vs. Princeton	9	0-1	0-0	0-0	1-2-3	0	0	0	0
vs. Hofstra	1	0-0	0-0	0-0	0-0-0	0	0	1	0
at Michigan State	6	0-0	0-0	0-0	0-0-0	0	0	0	0
Iowa	DNP								
at Ohio State	DNP								
Northwestern	DNP								
at Indiana	5	0-1	0-1	2-2	0-2-2	1	0	1	2
at Illinois	2	0-1	0-1	1-2	0-0-0	0	0	1	1
at Yale	14	3-4	2-3	2-2	0-2-2	0	0	2	10
at Wisconsin	10	0-2	0-1	0-0	0-1-1	1	0	0	0
Illinois	2	0-0	0-0	0-0	0-0-0	0	0	0	0
Indiana	DNP								
Michigan	DNP								
at Minnesota	3	1-2	1-1	0-0	0-0-0	0	0	0	3
Purdue	10	3-5	2-4	0-1	0-0-0	0	0	0	8
at Northwestern	2	0-1	0-0	0-0	1-0-1	0	0	0	0
Michigan State	1	0-2	0-2	0-0	1-0-1	0	0	0	0
at Iowa	DNP								
Ohio State	1	0-0	0-0	0-0	0-0-0	0	0	0	0
vs. Michigan	DNP								
vs. Michigan State	2	0-0	0-0	0-0	0-0-0	0	0	0	0
vs. Iowa	6	0-3	0-2	0-0	0-2-2	0	0	0	0
vs. Providence	DNP								
vs. North Carolina	DNP								
vs. Temple	2	0-0	0-0	0-0	0-0-0	0	0	0	0

Northwestern*	36	7-14	6-13	0-0	1-4-5	0	0	1	20
at Illinois*	33	5-15	4-11	4-4	0-4-4	0	0	3	18
Minnesota	35	2-9	2-7	4-4	2-3-5	2	0	1	10
at Purdue*	33	4-11	4-10	0-0	0-2-2	2	0	2	12
vs. Minnesota*	36	6-17	4-13	0-0	0-4-4	3	0	2	16

### 2002-03

Opp.	MP	FG-A	3FG-A	FT-A	O-D-T	A	TO	B	S	TP
at North Carolina*	35	3-14	2-11	4-4	1-3-4	0	2	0	0	12
at Penn*	29	1-10	0-7	0-0	1-1-2	2	3	0	1	2
Yale*	38	8-16	7-13	3-3	0-2-2	4	1	0	3	26
at Clemson	31	6-18	3-13	0-1	3-0-2	3	0	0	1	15
Pittsburgh*	31	5-13	2-6	4-4	0-1-1	1	3	0	1	16
Temple*	35	6-15	5-10	1-2	0-2-2	4	3	0	0	18
Northeastern*	27	5-7	5-7	6-6	0-2-2	5	3	0	2	21
Bucknell*	34	4-9	3-8	4-4	1-1-2	4	2	0	1	15
St. Francis (Pa.)*	36	6-11	5-9	2-2	0-6-6	3	3	0	3	19
Robert Morris*	34	4-11	2-8	2-2	2-3-5	2	1	0	0	12
Buffalo*	36	5-11	3-7	0-1	0-1-1	0	2	0	1	13
at Indiana*	36	3-9	2-6	4-4	1-3-4	3	2	0	1	12
at Michigan*	34	3-11	1-7	0-0	0-0-0	1	1	0	0	7
Purdue*	37	4-5	3-3	8-8	0-2-2	2	0	0	1	19
at Michigan State*	35	3-9	2-7	2-2	0-0-0	1	2	0	0	10
Illinois	33	3-16	3-14	2-2	0-1-1	2	1	0	1	11
Minnesota*	32	2-6	1-4	5-6	0-0-0	2	3	0	2	10
at Wisconsin*	33	6-17	4-8	4-4	0-2-2	0	0	0	2	20
Iowa	36	5-15	4-11	4-4	0-0-0	4	3	0	1	18
Ohio State*	38	4-12	4-10	0-0	1-1-2	0	1	0	2	12
at Iowa*	34	6-15	4-10	0-0	0-1-1	2	1	0	2	16
Wisconsin*	34	6-10	4-6	0-0	0-2-2	1	2	0	1	16
at Minnesota*	38	6-17	3-11	0-1	0-3-3	1	3	0	1	15
at Purdue*	34	6-13	5-9	4-4	0-2-2	1	1	0	0	21
at Northwestern*	45	3-13	2-7	4-5	1-2-3	3	4	0	4	11
Michigan*	36	5-10	5-10	0-0	0-1-1	0	2	0	0	15
Indiana*	38	8-11	5-6	1-2	0-2-2	2	1	1	1	22
vs. Indiana*	31	3-9	1-4	0-0	0-2-2	1	2	0	0	7

## Clayton Hanson

### 2001-02

Opp.	MP	FG-A	3FG-A	FT-A	O-D-T	A	TO	B	S	TP
at UNLV	DNP									
at Hawaii-Hilo	1	0-0	0-0	0-0	0-0-0	0	0	0	0	0
vs. Weber State	DNP									
vs. Hawaii	DNP									
at Georgia Tech	5	1-2	1-2	0-0	0-0-0	0	0	0	0	3
UW-Green Bay	4	1-2	0-1	0-0	0-0-0	1	1	0	0	2
Temple	4	0-1	0-1	0-0	1-1-2	0	1	0	0	0
at Ohio	4	1-2	1-2	0-0	0-0-0	0	0	0	0	3
at Xavier	DNP									
Furman	DNP									
Marquette	DNP									
at UW-Milwaukee	DNP									
Tennessee	DNP									
at Iowa	DNP									
Illinois	DNP									
at Penn State	DNP									
at Michigan State	2	0-2	0-2	0-0	0-0-0	0	0	0	0	0
Minnesota	DNP									
Purdue	DNP									
at Illinois	3	1-1	0-0	2-2	0-1-1	0	1	1	1	4
Penn State	DNP									

at Northwestern	4	0-0	0-0	0-0	0-0-0	1	0	0	0	0
at Michigan	3	0-0	0-0	0-0	0-0-0	0	0	0	0	0
Ohio State	DNP									
Northwestern	2	0-0	0-0	0-0	0-1-1	0	0	0	0	0
at Indiana	DNP									
at Minnesota	0+	0-0	0-0	0-0	0-0-0	0	0	0	0	0
Iowa	DNP									
Michigan	1	0-0	0-0	0-0	0-0-0	0	0	0	0	0
vs. Iowa	DNP									
vs. St. John's	0+	0-0	0-0	0-0	0-0-0	0	0	0	0	0
vs. Maryland	3	0-2	0-1	0-0	0-0-0	0	0	0	0	0

**2002-03**

Opp.	MP	FG-A	3FG-A	FT-A	O-D-T	A	TO	B	S	TP
Eastern Wash.	4	2-4	0-2	1-1	1-1-2	0	0	0	0	5
Northern Illinois	5	0-1	0-0	0-0	0-0-0	0	0	0	0	0
UW-Milwaukee	DNP									
at UW-Green Bay	DNP									
Wake Forest	DNP									
UNLV	0+	0-0	0-0	0-0	0-0-0	0	0	0	0	0
New Hampshire	8	2-5	0-2	1-2	1-2-3	0	0	0	0	5
at Marquette	DNP									
Texas Southern	7	1-3	1-2	0-0	0-1-1	0	1	0	0	3
Ohio	1	0-0	0-0	0-0	0-0-0	0	0	0	0	0
at Temple	DNP									
Chicago State	6	1-3	1-3	0-0	0-0-0	0	0	0	0	3
at Michigan	DNP									
at Illinois	DNP									
Minnesota	DNP									
at Ohio State	DNP									
Iowa	1	0-0	0-0	0-0	0-0-0	0	0	0	0	0
Northwestern	1	0-0	0-0	0-0	0-0-0	0	0	0	0	0
Penn State	4	1-1	0-0	0-0	0-0-0	1	0	0	0	0
at Purdue	DNP									
at Northwestern	20	4-5	4-4	0-1	0-1-1	0	0	1	1	12
Michigan State	6	0-2	0-0	0-0	0-0-0	0	0	0	0	0
Indiana	DNP									
at Penn State	DNP									
at Iowa	5	0-1	0-0	0-0	0-0-0	1	0	0	0	0
Michigan	1	1-1	1-1	0-0	0-1-1	0	0	0	0	3
at Minnesota	DNP									
Illinois	DNP									
vs. Ohio State	5	0-4	0-2	0-0	0-0-0	0	0	0	1	0
vs. Weber State	3	1-1	0-0	0-0	0-1-1	0	0	0	0	2
vs. Tulsa	2	0-0	0-0	0-0	0-0-0	0	0	0	0	0
vs. Kentucky	DNP									

**Devin Harris**

**2001-02**

Opp.	MP	FG-A	3FG-A	FT-A	O-D-T	A	TO	B	S	TP
at UNLV*	35	6-12	5-8	3-5	0-1-1	2	1	0	0	20
at Hawaii-Hilo*	31	4-7	1-3	4-4	1-4-5	1	2	1	0	13
vs. Weber State*	37	5-8	4-7	5-5	1-3-4	3	2	1	2	19
vs. Hawaii*	38	4-12	1-5	6-6	1-0-1	1	2	2	3	15
at Georgia Tech*	38	3-11	1-5	0-1	2-0-2	1	3	0	2	7
UW-Green Bay*	27	3-6	1-2	4-4	0-2-2	3	1	2	1	11
Temple*	47	6-24	6-20	3-5	3-10-13	1	0	0	0	21
at Ohio*	40	5-11	4-9	10-12	1-6-7	0	4	1	1	24
at Xavier*	29	4-9	2-3	0-0	2-3-5	3	1	0	0	10
Furman*	28	0-5	0-2	2-2	0-1-1	4	0	0	1	2
Marquette*	34	4-9	1-3	2-2	0-1-1	2	1	1	2	11
at UW-Milwaukee*	24	3-8	0-3	3-3	1-3-4	0	1	2	1	9
Tennessee*	37	2-5	1-4	6-7	0-6-6	1	1	1	1	11
at Iowa*	35	4-11	2-6	4-4	0-3-3	3	0	0	2	14
Illinois*	37	5-10	4-8	3-4	0-3-3	2	2	3	2	17

at Penn State*	28	2-8	1-5	0-0	1-3-4	1	2	1	2	5
at Michigan State*	36	1-6	1-5	0-0	1-1-2	5	1	0	1	3
Minnesota*	38	6-15	2-9	2-2	0-4-4	1	1	0	2	16
Purdue*	33	5-7	3-4	3-6	0-3-3	3	3	0	1	16
at Illinois*	24	2-5	0-2	1-2	1-0-1	1	4	0	0	5
Penn State*	29	0-7	0-1	4-4	1-1-2	1	2	0	1	4
at Northwestern*	35	3-9	1-5	0-0	0-3-3	3	1	0	1	7
at Michigan*	31	1-6	0-2	0-1	1-4-5	2	5	0	0	2
Ohio State*	30	1-6	0-5	8-10	0-1-1	0	0	0	1	10
Northwestern*	30	4-6	0-1	3-3	0-3-3	1	4	0	0	11
at Indiana*	37	7-10	2-4	0-1	1-3-4	1	1	0	1	16
at Minnesota*	37	3-9	2-6	3-3	1-1-2	2	2	0	0	11
Iowa*	37	6-7	4-5	4-4	0-1-1	1	0	0	2	20
Michigan*	37	7-10	4-6	3-6	0-4-4	3	0	1	3	21
vs. Iowa*	34	4-6	2-3	4-4	0-3-3	0	3	0	4	14
vs. St. John's*	38	4-9	2-5	4-8	1-3-4	2	2	0	3	14
vs. Maryland*	30	3-9	1-4	0-0	0-1-1	0	3	2	0	7

**2002-03**

Opp.	MP	FG-A	3FG-A	FT-A	O-D-T	A	TO	B	S	TP
Eastern Wash.*	34	5-10	0-2	4-4	0-3-3	5	3	1	4	14
Northern Illinois*	28	4-5	1-2	0-0	1-2-3	2	0	0	4	9
UW-Milwaukee*	37	5-9	3-5	6-7	0-10-10	1	1	0	0	19
at UW-Green Bay*	35	4-10	2-3	2-2	2-4-6	2	1	2	4	12
Wake Forest*	37	7-15	4-8	3-4	3-6-9	4	3	0	2	19
UNLV*	26	7-11	2-3	4-6	0-4-4	2	1	0	1	20
New Hampshire*	29	4-5	2-3	5-5	3-2-5	3	1	0	2	15
at Marquette*	30	5-13	3-7	4-5	1-4-5	1	1	0	3	17
Texas Southern*	35	3-7	2-4	1-2	0-5-5	2	2	1	3	9
Ohio*	38	4-10	1-4	4-6	0-6-6	4	1	0	2	13
at Temple*	40	6-11	5-10	4-4	3-6-9	4	1	0	1	21
Chicago State*	33	5-7	3-4	6-6	0-0-0	5	1	1	2	19
at Michigan*	25	3-9	1-2	2-4	0-0-0	1	3	0	2	9
at Illinois*	40	3-7	0-3	4-5	0-1-1	1	1	0	1	10
Minnesota*	36	7-13	2-5	1-2	0-10-10	2	5	0	2	17
at Ohio State*	22	3-7	0-2	0-2	1-1-2	3	2	0	2	6
Iowa*	32	5-6	2-3	5-5	1-1-2	3	0	0	2	17
Northwestern*	36	4-8	1-4	0-0	0-7-7	2	0	1	2	9
Penn State*	34	6-8	1-3	1-2	0-9-9	7	1	2	3	14
at Purdue*	35	2-8	0-2	3-4	0-3-3	2	3	0	1	7
at Northwestern*	24	4-8	1-2	0-1	1-4-5	1	0	2	0	9
Michigan State*	40	3-10	2-7	6-7	0-2-2	4	1	2	1	14
Indiana*	40	4-13	2-6	2-2	0-4-4	3	1	0	2	12
at Penn State*	37	6-11	2-2	1-2	0-5-5	2	3	0	1	15
at Iowa*	33	1-6	0-3	1-3	2-0-2	4	3	0	3	3
Michigan*	36	2-10	2-7	3-4	0-1-1	6	2	2	2	9
at Minnesota*	38	1-5	0-3	4-5	0-3-3	5	1	0	2	6
Illinois*	38	4-10	3-8	2-4	2-7-9	2	1	1	0	13
vs. Ohio State*	38	2-11	1-7	4-4	1-5-6	3	3	1	1	9
vs. Weber State*	40	3-6	2-4	6-8	1-3-4	5	0	1	5	14
vs. Tulsa*	38	5-11	2-7	0-1	0-4-4	3	1	1	2	12
vs. Kentucky*	36	6-9	1-2	2-3	2-1-3	4	4	0	3	15

**Andreas Helmigk**

**2002-03**

Opp.	MP	FG-A	3FG-A	FT-A	O-D-T	A	TO	B	S	TP
Eastern Wash.	9	1-2	0-0	0-1	2-2-4	1	1	0	1	2
Northern Illinois	11	3-5	0-0	0-0	1-1-2	1	1	0	0	6
UW-Milwaukee	1	0-0	0-0	0-0	0-0-0	0	0	0	0	0
at UW-Green Bay	DNP									
Wake Forest	DNP									
UNLV	DNP									
New Hampshire	10	1-2	0-0	0-1	1-3-4	2	2	1	1	2
at Marquette	DNP									
Texas Southern	5	1-1	0-0	0-0	1-1-2	0	0	0	0	2



Ohio	2	0-1	0-1	0-2	2-0-2	0	0	0	0	0
at Temple	DNP									
Chicago State	7	1-1	0-0	0-0	1-2-3	1	0	2	0	2
at Michigan	DNP									
at Illinois	6	0-0	0-0	1-3	0-0-0	0	0	0	0	1
Minnesota	3	0-0	0-0	0-0	0-0-0	1	0	0	1	0
at Ohio State	11	2-3	1-1	0-0	1-1-2	1	2	0	0	5
Iowa	12	2-4	0-0	2-2	1-0-1	2	1	0	0	6
Northwestern	5	0-1	0-0	0-0	0-0-0	0	0	0	0	0
Penn State	12	2-2	0-0	0-0	1-3-4	1	0	1	1	4
at Purdue	5	0-1	0-0	1-2	0-0-0	0	0	0	0	1
at Northwestern	6	0-0	0-0	0-0	0-0-0	0	3	0	0	0
Michigan State	1	1-1	0-0	0-0	0-0-0	0	0	0	0	2
Indiana	1	0-0	0-0	0-0	0-0-0	0	0	0	0	0
at Penn State	13	1-2	0-0	1-2	0-1-1	1	0	1	0	3
at Iowa	2	0-0	0-0	0-0	0-0-0	0	1	0	0	0
Michigan	11	2-4	0-0	0-0	1-1-2	0	0	1	0	4
at Minnesota	10	1-1	0-0	0-0	0-1-1	0	1	0	0	2
Illinois	2	0-1	0-0	0-0	0-0-0	0	0	0	0	0
vs. Ohio State	9	0-0	0-0	0-0	0-0-0	1	2	0	0	0
vs. Weber State	11	3-4	0-0	0-0	1-0-1	0	1	0	0	6
vs. Tulsa	7	0-1	0-0	0-0	1-0-1	1	0	0	0	0
vs. Kentucky	3	0-0	0-0	0-0	0-0-0	0	0	0	0	0

Temple*	5	0-0	0-0	0-0	0-0-0	0	0	0	0	0
at Ohio*	9	1-2	0-0	0-0	1-1-2	0	0	1	0	2
at Xavier*	20	2-8	0-0	0-0	2-4-6	0	2	0	2	4
Furman*	4	0-0	0-0	0-0	1-0-1	0	1	0	0	0
Marquette*	10	0-0	0-0	0-0	1-2-3	0	2	0	0	0
at UW-Milwaukee*	14	0-0	0-0	0-0	1-1-2	0	0	0	0	0
Tennessee*	7	0-0	0-0	0-0	0-0-0	0	0	0	1	0
at Iowa*	11	1-3	0-0	0-0	2-1-3	0	2	0	0	2
Illinois*	14	4-6	0-0	1-2	0-2-2	0	2	0	0	9
at Penn State*	18	2-3	0-0	0-0	1-2-3	1	1	3	0	4
at Michigan State*	9	2-5	0-0	0-0	1-0-1	0	1	1	0	4
Minnesota*	16	1-1	0-0	4-4	1-0-1	1	1	0	1	6
Purdue*	19	2-5	0-0	0-0	0-3-3	3	3	2	1	4
at Illinois*	13	0-2	0-0	0-0	1-1-2	0	2	0	0	0
Penn State*	17	1-2	0-0	0-1	2-1-3	1	0	2	0	2
at Northwestern*	9	0-0	0-0	0-0	0-2-2	0	2	0	0	0
at Michigan*	19	2-9	0-0	2-4	3-2-5	1	0	1	1	6
Ohio State*	10	2-2	0-0	0-1	2-1-3	1	1	0	0	4
Northwestern*	18	2-6	0-0	0-0	2-0-2	0	0	1	0	4
at Indiana*	17	2-4	0-0	0-0	2-2-4	0	2	0	0	4
at Minnesota*	16	2-4	0-0	2-2	3-0-3	1	1	0	1	6
Iowa*	28	5-8	0-0	0-0	0-2-2	0	2	0	1	10
Michigan*	13	1-5	0-0	0-0	1-0-1	0	1	0	0	2
vs. Iowa*	21	0-1	0-0	0-0	1-3-4	1	5	0	0	0
vs. St. John's*	13	0-1	0-0	0-0	0-0-0	1	0	0	1	0
vs. Maryland*	25	1-6	0-0	0-0	4-4-8	4	2	2	0	2

**Dave Mader**

**2000-01**

Opp.	MP	FG-A	3FG-A	FT-A	O-D-T	A	TO	B	S	TP
at Tennessee	DNP									
Northern Illinois	10	3-5	0-0	1-2	6-2-8	2	1	1	0	7
vs. Maryland	9	0-2	0-0	0-0	2-3-5	0	1	0	0	0
Xavier	6	0-1	0-0	0-0	0-1-1	0	0	0	0	0
at UW-Green Bay	2	0-0	0-0	0-0	0-1-1	0	1	0	0	0
Ohio	7	1-1	0-0	2-2	1-0-1	0	0	0	0	4
at Temple	DNP									
UW-Milwaukee	DNP									
at Marquette	DNP									
South Florida	1	0-0	0-0	0-0	0-0-0	0	0	0	0	0
Indiana	2	1-2	0-0	1-2	0-0-0	0	0	0	0	3
at Minnesota	DNP									
at Purdue	DNP									
at Michigan State	4	0-0	0-0	0-0	0-0-0	0	1	0	0	0
Iowa	2	0-0	0-0	0-0	0-0-0	0	0	0	0	0
Ohio State	8	0-0	0-0	2-2	0-1-1	0	0	0	0	2
Penn State	3	0-2	0-0	0-0	1-2-3	0	0	0	0	0
Butler	4	0-0	0-0	0-0	0-1-1	1	0	1	0	0
at Michigan	1	0-0	0-0	0-0	0-0-0	0	0	0	0	0
Purdue	1	0-1	0-0	0-0	0-0-0	0	0	0	0	0
at Ohio State	DNP									
at Illinois	8	0-0	0-0	0-0	0-0-0	0	1	1	0	0
Northwestern	11	1-2	0-0	0-0	0-4-4	0	0	0	0	2
Minnesota	DNP									
at Indiana	3	0-2	0-0	0-0	1-1-2	0	0	0	0	0
Michigan State	DNP									
at Iowa	DNP									
vs. Indiana	DNP									
vs. Georgia State	DNP									

**2001-02**

Opp.	MP	FG-A	3FG-A	FT-A	O-D-T	A	TO	B	S	TP
at UNLV*	13	1-1	0-0	0-0	2-0-2	2	2	0	0	2
at Hawaii-Hilo*	9	1-1	0-0	2-2	2-1-3	0	1	0	0	4
vs. Weber State*	20	2-4	0-0	2-3	2-2-4	0	0	1	0	6
vs. Hawaii*	18	2-2	0-0	0-0	3-2-5	1	0	0	0	4
at Georgia Tech*	11	0-1	0-0	0-0	0-1-1	1	1	0	0	0
UW-Green Bay*	20	2-6	0-0	1-2	1-1-2	2	2	0	0	5

**2002-03**

Opp.	MP	FG-A	3FG-A	FT-A	O-D-T	A	TO	B	S	TP
Eastern Wash.*	12	1-2	0-0	0-0	0-4-4	1	1	0	0	2
Northern Illinois*	15	3-6	0-0	0-0	6-2-8	0	0	0	2	6
UW-Milwaukee*	22	3-10	0-0	0-0	6-2-8	1	2	1	0	6
at UW-Green Bay*	17	2-5	0-0	0-0	1-5-6	2	0	1	0	4
Wake Forest*	9	0-1	0-0	2-2	1-0-1	1	0	0	0	2
UNLV	7	0-0	0-0	0-2	0-2-2	0	0	0	0	0
New Hampshire	14	3-5	0-0	2-2	0-0-0	1	1	3	1	8
at Marquette	14	1-2	0-0	2-2	0-0-0	1	1	1	1	4
Texas Southern	10	2-3	0-0	0-0	3-1-4	0	1	2	1	4
Ohio	11	1-1	0-0	0-0	0-0-0	1	0	1	2	2
at Temple	DNP									
Chicago State	11	2-2	0-0	0-1	2-2-4	0	0	0	0	4
at Michigan	9	2-3	0-0	0-1	0-3-3	0	0	0	0	4
at Illinois	22	2-5	0-0	0-0	1-4-5	1	1	0	1	4
Minnesota	16	1-2	0-0	0-0	2-2-4	2	1	1	1	2
at Ohio State	DNP									
Iowa	6	1-3	0-0	0-0	0-1-1	0	0	0	0	2
Northwestern	2	0-1	0-0	0-0	0-1-1	0	0	0	0	0
Penn State	10	1-2	0-0	0-0	0-1-1	0	2	0	0	2
at Purdue	2	0-1	0-0	0-0	0-0-0	0	0	0	0	0
at Northwestern	1	0-0	0-0	0-0	0-0-0	0	1	0	0	0
Michigan State	5	1-2	0-0	1-2	0-0-0	0	1	0	0	3
Indiana	2	0-0	0-0	0-0	0-0-0	0	0	0	0	0
at Penn State	6	1-3	0-0	0-0	1-0-1	0	1	0	0	2
at Iowa	2	0-0	0-0	0-0	0-0-0	0	0	0	1	0
Michiagn	1	0-0	0-0	0-0	0-0-0	0	0	0	0	0
at Minnesota	DNP									
Illinois	10	1-2	0-0	2-2	1-0-1	0	1	0	0	4
vs. Ohio State	DNP									
vs. Weber State	DNP									
vs. Tulsa	DNP									
vs. Kentucky	5	0-0	0-0	0-0	1-0-1	0	0	1	0	0

## Freddie Owens

### 2000-01

Opp.	MP	FG-A	3FG-A	FT-A	O-D-T	A	TO	B	S	TP
at Tennessee	8	1-1	1-1	2-2	1-0-1	1	0	0	0	5
Northern Illinois	4	1-3	0-1	0-0	0-0-0	1	0	0	0	2
vs. Maryland	DNP									
Xavier	6	0-0	0-0	0-0	0-0-0	0	2	0	1	0
at UW-Green Bay	3	0-0	0-0	0-0	0-0-0	1	0	0	0	0
Ohio	13	1-2	0-1	4-7	0-0-0	1	0	0	0	6
at Temple	DNP									
UW-Milwaukee	7	0-0	0-0	1-2	0-0-0	0	0	0	0	1
at Marquette	1	0-0	0-0	0-0	0-0-0	0	0	0	0	0
South Florida	DNP									
Indiana	DNP									
at Minnesota	1	0-0	0-0	0-0	0-0-0	0	0	0	0	0
at Purdue	1	0-0	0-0	0-0	0-0-0	0	0	0	0	0
at Michigan State	2	0-1	0-1	0-0	0-0-0	0	0	0	0	0
Iowa	1	0-0	0-0	0-0	0-0-0	0	0	0	0	0
Ohio State	1	0-0	0-0	0-0	0-0-0	0	1	0	0	0
Penn State	DNP									
Butler	1	0-0	0-0	0-0	0-0-0	0	0	0	0	0
at Michigan	1	0-0	0-0	0-0	0-0-0	1	0	0	0	0
Purdue	3	0-0	0-0	0-1	0-1-1	0	0	0	0	0
at Ohio State	DNP									
at Illinois	DNP									
Northwestern	10	2-3	0-0	0-0	0-1-1	0	0	0	0	4
Minnesota	4	0-1	0-0	0-0	0-0-0	0	2	0	0	0
at Indiana	3	0-1	0-0	0-0	0-0-0	0	0	0	0	0
Michigan State	DNP									
at Iowa	DNP									
vs. Indiana	DNP									
vs. Georgia State	DNP									

### 2001-02

Opp.	MP	FG-A	3FG-A	FT-A	O-D-T	A	TO	B	S	TP
at UNLV	20	3-10	0-2	0-0	0-2-2	0	0	0	1	6
at Hawaii-Hilo	28	5-9	0-1	3-5	1-1-2	2	3	0	0	13
vs. Weber State	19	6-11	0-1	3-4	2-1-3	2	1	0	1	15
vs. Hawaii	29	4-11	0-2	0-0	1-2-3	1	1	0	0	8
at Georgia Tech	20	0-3	0-1	1-2	0-3-3	1	3	0	0	1
UW-Green Bay	28	6-7	0-1	0-0	0-3-3	2	1	0	1	12
Temple	37	10-14	3-5	0-1	3-3-6	3	3	0	0	23
at Ohio	34	3-11	1-3	1-2	4-5-9	2	1	0	2	8
at Xavier	17	2-7	0-1	0-0	1-3-4	2	3	0	1	4
Furman	22	5-7	0-0	0-0	2-1-3	0	3	0	0	10
Marquette	23	5-6	1-1	3-4	1-2-3	2	2	0	2	14
at UW-Milwaukee	29	8-13	0-1	2-3	1-2-3	0	2	0	0	18
Tennessee	27	1-10	0-3	0-0	2-4-6	1	1	0	0	2
at Iowa	27	2-10	1-2	2-2	0-1-1	1	2	0	1	7
Illinois	22	0-2	0-1	0-0	0-1-1	0	2	0	0	0
at Penn State	26	0-5	0-1	0-0	1-2-3	0	4	0	1	0
at Michigan State	24	6-10	0-2	0-0	0-3-3	2	0	0	0	12
Minnesota	13	1-7	1-4	0-0	1-0-1	1	0	0	1	3
Purdue	31	4-8	2-2	0-2	0-0-0	2	1	0	1	10
at Illinois	29	6-10	1-1	0-2	1-3-4	0	1	0	1	13
Penn State	19	3-6	0-0	0-1	2-0-2	0	2	0	0	6
at Northwestern	29	7-8	3-4	3-3	1-1-2	1	0	0	0	20
at Michigan	21	2-6	0-2	0-0	1-0-1	0	0	0	1	4
Ohio State	37	4-10	0-2	0-0	1-2-3	2	4	0	1	8
Northwestern	20	5-7	1-3	0-1	0-3-3	1	0	0	0	11
at Indiana	18	0-4	0-1	0-0	0-1-1	1	0	0	0	0
at Minnesota	15	1-4	1-2	0-0	0-2-2	0	1	0	0	3
Iowa	14	0-3	0-0	0-0	0-2-2	0	0	0	2	0
Michigan	23	4-6	3-3	0-0	1-3-4	0	0	0	1	11
vs. Iowa	16	0-3	0-0	0-0	0-1-1	1	1	0	1	0
vs. St. John's	28	5-8	2-2	6-8	0-2-2	2	1	0	2	18
vs. Maryland	15	0-4	0-1	0-0	0-1-1	0	2	0	1	0

### 2002-03

Opp.	MP	FG-A	3FG-A	FT-A	O-D-T	A	TO	B	S	TP
Eastern Washin.*	28	4-12	0-0	5-5	2-0-2	0	1	0	0	13
Northern Illinois*	31	7-12	1-2	4-6	1-1-2	1	0	0	1	19
UW-Milwaukee*	28	5-10	2-4	5-6	0-3-3	3	1	0	1	17
at UW-Green Bay*	35	5-12	0-3	9-10	0-4-4	2	0	0	2	19
Wake Forest*	35	7-15	0-4	5-7	0-0-0	0	3	0	1	19
UNLV*	28	3-9	1-1	8-8	1-3-4	3	2	0	0	15
New Hampshire*	24	7-11	1-2	2-2	1-2-3	0	1	0	1	17
at Marquette*	36	2-9	0-2	0-0	1-0-1	3	2	0	0	4
Texas Southern*	23	1-6	1-1	3-4	2-3-5	3	1	0	2	6
Ohio*	27	4-9	0-2	0-0	0-1-1	1	1	0	1	8
at Temple*	33	4-6	2-3	7-8	0-1-1	2	4	0	1	17
Chicago State*	24	4-8	0-2	2-4	1-1-2	1	5	0	4	10
at Michigan*	33	4-6	1-1	0-0	2-1-3	1	5	0	0	9
at Illinois*	27	3-5	1-2	0-0	0-1-1	1	2	0	0	7
Minnesota*	31	1-8	0-2	2-2	2-3-5	2	3	0	0	4
at Ohio State*	31	4-6	0-1	0-0	0-2-2	1	3	0	0	8
Iowa*	21	5-7	1-2	0-0	0-0-0	4	1	0	0	11
Northwestern*	21	4-6	1-2	1-2	1-0-1	1	2	0	0	10
Penn State*	28	7-11	1-3	2-2	0-1-1	2	1	0	1	17
at Purdue*	29	1-7	1-3	2-2	0-3-3	3	2	0	0	5
at Northwestern*	18	2-2	0-0	0-0	0-1-1	4	0	0	0	4
Michigan State*	31	2-6	1-2	3-4	0-1-1	0	1	0	1	8
Indiana*	31	5-9	0-1	2-2	0-1-1	0	3	0	0	12
at Penn State*	31	1-6	1-3	1-2	0-1-1	2	0	0	0	4
at Iowa*	33	5-10	3-5	0-0	1-0-1	0	2	0	1	13
Michigan*	29	3-6	2-3	2-2	1-1-2	1	0	0	1	10
at Minnesota*	32	4-12	1-5	3-4	1-0-1	2	1	0	1	12
Illinois*	35	1-3	0-1	4-5	1-0-1	2	1	0	1	6
vs. Ohio State*	30	4-5	2-3	0-0	0-1-1	3	1	0	0	10
vs. Weber State*	21	3-11	1-3	0-0	0-0-0	1	0	0	0	7
vs. Tulsa*	24	2-6	2-4	1-2	0-0-0	4	0	0	0	7
vs. Kentucky*	27	1-8	0-5	0-0	0-2-2	0	1	0	0	2

## Alando Tucker

### 2001-02

Opp.	MP	FG-A	3FG-A	FT-A	O-D-T	A	TO	B	S	TP
Eastern Wash.	13	2-3	0-0	1-2	1-2-3	0	0	1	0	5
Northern Illinois	27	4-9	1-3	2-2	0-3-3	2	1	0	2	11
UW-Milwaukee	28	4-8	1-3	4-4	3-3-6	2	2	1	0	13
at UW-Green Bay	28	3-8	0-1	2-4	3-2-5	0	2	0	1	8
Wake Forest	28	5-5	2-2	1-2	2-3-5	0	2	0	0	13
UNLV*	37	9-14	0-1	6-10	11-7-18	2	0	1	0	24
New Hampshire*	23	5-8	0-2	0-1	3-3-6	1	1	0	2	10
at Marquette*	34	3-8	0-3	4-6	4-2-6	0	1	0	0	10
Texas Southern*	35	8-9	5-5	1-1	1-3-4	2	3	0	2	22
Ohio*	33	7-11	0-1	4-7	3-3-6	0	0	0	2	18
at Temple*	37	3-4	1-1	2-4	1-4-5	1	1	1	0	9
Chicago State*	25	4-6	0-1	3-4	1-3-4	1	0	0	2	11
at Michigan*	37	5-11	0-1	5-6	3-0-3	1	2	0	1	15
at Illinois*	28	4-10	0-2	4-5	2-5-7	0	1	0	0	12
Minnesota*	33	3-8	1-2	3-4	1-4-5	2	0	1	0	10
at Ohio State*	35	5-8	0-2	5-6	1-1-2	0	2	1	0	15
Iowa*	39	6-12	0-3	2-4	4-0-4	1	1	0	1	14
Northwestern*	38	5-11	1-1	3-3	6-2-8	1	1	1	2	14
Penn State*	21	4-7	0-0	0-0	3-6-9	0	3	0	1	8
at Purdue*	34	5-12	1-3	5-9	3-2-5	2	1	0	3	16
at Northwestern*	39	4-10	0-2	3-4	6-2-8	0	3	0	0	11
Michigan State*	35	3-8	1-2	2-3	3-2-5	2	0	0	0	9
Indiana*	35	2-6	0-1	5-7	2-6-8	3	1	0	1	9
at Penn State*	24	5-9	1-2	1-1	3-4-7	0	1	1	0	12
at Iowa*	34	3-8	0-3	2-3	0-3-3	2	0	0	1	8
Michigan*	35	6-8	0-1	0-0	2-8-10	3	1	0	1	12
at Minnesota*	35	5-6	0-1	6-6	2-3-5	2	2	0	2	16



Illinois*	32	3-8	1-3	5-6	2-2-4	1	2	1	1	12
vs. Ohio State*	36	5-7	1-2	2-7	3-2-5	1	1	0	2	13
vs. Weber State*	22	5-6	0-0	1-2	4-3-7	2	3	0	0	11
vs. Tulsa*	40	3-9	1-3	3-5	2-4-6	0	1	1	0	10
vs. Kentucky*	36	1-4	0-1	2-2	1-6-7	0	2	0	1	4

Purdue	29	6-10	0-0	4-4	6-4-10	0	1	0	1	16
at Illinois	32	1-4	0-1	0-0	4-1-5	3	6	1	2	2
Penn State	32	4-6	0-0	4-6	4-3-7	2	1	1	3	12
at Northwestern	23	2-4	0-1	1-3	0-2-2	1	2	0	0	5
at Michigan	22	3-7	0-0	2-2	0-2-2	1	1	0	1	8
Ohio State	36	3-6	0-2	13-16	5-4-9	2	1	3	2	19
Northwestern	28	3-4	0-1	4-4	0-1-1	2	1	0	2	10
at Indiana	26	5-9	1-2	2-2	6-1-7	2	3	2	2	13
at Minnesota	33	2-9	0-2	2-2	2-3-5	2	1	0	1	6
Iowa	10	1-2	0-0	0-0	0-1-1	0	1	1	0	2
Michigan	25	4-8	2-3	0-0	2-1-3	1	2	0	2	10
vs. Iowa	20	1-5	0-1	2-3	0-0-0	0	1	0	2	4
vs. St. John's	28	2-6	0-0	6-7	1-2-3	0	0	0	1	10
vs. Maryland	27	3-5	1-2	0-0	1-3-4	2	1	0	2	7

## Boo Wade

### 2001-02

Opp.	MP	FG-A	3FG-A	FT-A	O-D-T	A	TO	B	S	TP
Eastern Washington	23	1-3	1-1	2-2	1-1-2	1	1	0	2	5
Northern Illinois	27	2-4	1-3	0-0	0-1-1	2	1	0	0	5
UW-Milwaukee	23	1-2	0-0	1-3	1-2-3	3	1	1	0	3
at UW-Green Bay	16	2-3	0-1	0-0	1-0-1	1	0	0	1	4
Wake Forest	15	1-3	0-1	0-1	0-0-0	1	1	0	1	2
UNLV	29	0-1	0-1	0-0	0-0-0	3	6	0	4	0
New Hampshire	17	2-3	0-1	0-0	3-0-3	3	3	1	5	4
at Marquette	18	1-2	1-1	0-0	0-0-0	0	1	0	0	3
Texas Southern	19	0-1	0-0	0-0	0-2-2	5	3	0	0	0
Ohio	25	3-6	1-2	2-2	3-2-5	4	0	0	0	9
at Temple	14	1-3	0-1	0-0	0-0-0	2	1	0	0	2
Chicago State	24	0-3	0-1	0-0	0-2-2	1	0	0	1	0
at Michigan	23	1-1	0-0	2-4	1-1-2	2	1	0	2	4
at Illinois	20	2-3	1-1	1-3	1-2-3	1	0	0	1	6
Minnesota	19	1-3	0-2	0-0	1-0-1	1	1	0	0	2
at Ohio State	28	2-3	1-1	0-0	2-3-5	3	3	0	0	5
Iowa	17	2-2	0-0	0-0	0-0-0	1	0	0	1	4
Northwestern	30	3-4	0-1	0-0	1-2-3	4	0	0	0	6
Penn State	21	1-3	0-0	0-0	0-1-1	2	1	0	1	2
at Purdue	24	3-5	2-3	0-1	0-1-1	0	0	1	2	8
at Northwestern	32	2-3	0-0	1-2	2-3-5	3	0	0	1	5
Michigan State	12	0-0	0-0	0-0	0-0-0	2	0	0	0	0
Indiana	15	0-2	0-2	0-0	0-2-2	0	1	0	0	0
at Penn State	15	1-2	0-0	0-0	1-3-4	3	2	0	2	2
at Iowa	20	1-3	0-1	0-0	1-1-2	2	0	0	1	2
Michigan	20	1-2	0-0	0-0	1-2-3	3	0	0	0	2
at Minnesota	14	2-3	2-2	0-0	0-0-0	3	3	0	0	6
Illinois	7	0-0	0-0	0-0	0-1-1	0	0	0	0	0
vs. Ohio State	15	0-2	0-1	0-0	0-1-1	1	0	0	1	0
vs. Weber State	25	2-3	0-0	1-2	0-1-1	1	0	0	0	5
vs. Tulsa	21	3-7	0-1	2-2	0-3-3	0	0	1	0	8
vs. Kentucky	18	1-1	1-1	0-0	0-2-2	1	2	0	1	3

## Mike Wilkinson

### 2001-02

Opp.	MP	FG-A	3FG-A	FT-A	O-D-T	A	TO	B	S	TP
at UNLV	31	3-5	1-3	2-3	2-2-4	1	3	0	1	9
at Hawaii-Hilo	29	3-10	0-2	2-2	2-5-7	3	1	1	2	8
vs. Weber State	24	5-9	1-5	1-1	2-4-6	1	1	0	0	12
vs. Hawaii	31	2-6	1-3	4-9	4-3-7	1	1	0	0	9
at Georgia Tech	23	3-6	2-4	3-4	1-2-3	0	2	1	1	11
UW-Green Bay	24	4-7	0-1	3-3	4-2-6	1	2	0	0	11
Temple	43	1-7	0-3	6-8	3-4-7	1	1	0	1	8
at Ohio	28	1-5	1-2	5-7	3-5-8	4	3	0	1	8
at Xavier	26	3-8	0-1	1-2	2-2-4	1	0	0	0	7
Furman	37	5-11	1-2	4-4	4-7-11	2	3	0	1	15
Marquette	32	4-10	2-3	6-10	4-8-12	3	1	1	1	16
at UW-Milwaukee	26	1-3	0-1	2-2	0-5-5	1	4	0	0	4
Tennessee	32	4-6	4-5	3-4	1-0-1	0	3	0	1	15
at Iowa	33	1-7	0-1	1-1	1-4-5	4	2	0	2	3
Illinois	25	3-7	0-1	5-7	3-1-4	4	0	0	2	11
at Penn State	25	3-5	0-1	0-0	3-3-6	0	2	2	1	6
at Michigan State	30	3-7	0-0	2-3	4-2-6	2	0	0	4	8
Minnesota	33	5-8	1-1	3-4	1-9-10	1	0	1	1	14


### 2002-03

Opp.	MP	FG-A	3FG-A	FT-A	O-D-T	A	TO	B	S	TP
Eastern Wash.*	34	3-6	0-0	4-6	4-3-7	2	0	1	1	10
Northern Illinois*	25	2-11	0-3	5-5	5-2-7	0	2	0	1	9
UW-Milwaukee*	30	3-8	0-0	4-5	3-6-9	3	3	2	1	10
at UW-Green Bay*	33	1-5	0-2	2-4	3-3-6	1	2	2	2	4
Wake Forest*	37	4-9	1-4	0-0	2-3-5	4	2	2	0	9
UNLV*	31	6-9	0-1	3-4	2-8-10	3	3	0	0	15
New Hampshire*	19	1-3	0-1	2-2	0-2-2	1	0	0	2	4
at Marquette*	31	4-8	1-2	0-0	2-5-7	2	2	0	1	9
Texas Southern*	30	3-6	1-3	5-6	1-3-4	2	2	4	1	12
Ohio*	25	5-9	1-1	1-2	3-4-7	3	0	0	1	12
at Temple*	35	3-5	0-0	7-7	1-4-5	2	1	1	1	13
Chicago State*	25	1-1	0-0	4-4	1-6-7	2	4	2	1	6
at Michigan*	33	3-10	0-2	2-2	2-7-9	3	2	1	0	8
at Illinois*	23	2-4	0-1	1-1	0-2-2	0	1	0	1	5
Minnesota*	27	4-9	1-3	0-0	1-3-4	1	1	1	0	9
at Ohio State*	34	2-6	0-1	2-2	2-6-8	0	2	1	1	6
Iowa*	34	2-9	0-2	0-0	0-10-10	1	1	2	2	4
Northwestern*	29	3-9	0-0	6-8	6-2-8	0	1	0	3	12
Penn State*	28	1-3	0-2	4-5	2-3-5	0	2	1	2	6
at Purdue*	37	4-10	1-2	4-6	4-3-7	1	0	0	1	13
at Northwestern*	20	4-6	0-1	0-0	3-4-7	4	1	1	1	8
Michigan State*	34	5-12	2-5	2-2	2-7-9	0	0	0	2	14
Indiana*	37	4-9	1-3	7-8	3-3-6	2	0	2	0	16
at Penn State*	35	3-13	0-1	0-0	5-3-8	1	1	0	1	6
at Iowa*	34	8-13	4-5	0-0	2-5-7	3	1	1	2	20
Michigan*	29	7-10	2-3	0-0	1-4-5	3	2	1	3	16
at Minnesota*	36	3-5	1-3	4-4	1-8-9	1	1	2	0	11
Illinois*	36	4-9	3-7	0-0	1-6-7	1	1	1	2	11
vs. Ohio State*	30	2-12	0-4	0-1	4-5-9	1	1	2	1	4
vs. Weber State*	38	5-10	0-2	5-9	3-6-9	2	3	1	1	15
vs. Tulsa*	33	7-11	1-2	3-3	4-4-8	0	1	0	2	18
vs. Kentucky*	35	4-11	1-5	4-7	1-2-3	1	2	0	2	13

\* - game started

MEET THE BADGERS


# Meet the Staff



**Back-to-Back  
Big Ten Champions**



# HEAD COACH BO RYAN



MEET THE STAFF

In his two seasons at Wisconsin, head coach Bo Ryan has led the Badgers to heights not reached in Madison in many years.

In 2001-02, Ryan led an undermanned UW team to an improbable share of its first Big Ten championship since 1947.

Heading into last season, many wondered what Ryan and the Badgers could do for an encore. All they did was win the Big Ten title outright, going 12-4 in the league to earn the first back-to-back Big Ten titles for Wisconsin since 1923 and '24. Ryan became just the third Big Ten coach to earn conference titles in each of his first two seasons (Illinois' Bill Self and Wisconsin's Walter Meanwell are the others). It was the first time UW has won the title outright since 1947 and just the third time since 1918.

Ryan and the Badgers won a school-record 24 games last season, advancing to the "Sweet 16" of the NCAA tournament. The Badgers' 12 Big Ten victories also tied a school record.

For all those accomplishments, Ryan was honored by being selected the Big Ten's Coach of the Year. He also won the award as a rookie, becoming the first head coach in conference history to be named coach of the year in his first two seasons and the fourth to earn the honor in consecutive years (Indiana's Bob Knight, Purdue's Gene Keady and Ohio State's Randy Ayers are the others).

Already the winningest first-year head coach in UW history with 19 victories on 2001-02, Ryan added more

impressive numbers last season. His 43 wins in his first two seasons surpassed Dick Bennett's 35 for the most of any second-year head man and his 23 Big Ten wins in two seasons tied basketball hall of famer Walter Meanwell's school record for second-year coaches.

In his first season in Madison, Ryan and the Badgers exceeded all expectations. Ryan had to juggle a lineup that comprised of only eight scholarship players, including five players that had seen very limited or no action at all on the collegiate level. Though it took a period of adjustment, by mid-December the team had started to gel and would go on to win 15 of its final 20 regular-season games and earn a share of the Big Ten title. One of those victories, a 64-56 win over Iowa, was Ryan's 400th as a collegiate coach.

There have been postseason milestones during Ryan's two seasons as well. The Badgers became just the second team in Big Ten history to earn the No. 1 seed at the conference tournament in consecutive seasons. Ryan also is the only coach in UW history to reach the NCAA tournament in each of his first two seasons and became the first to lead Wisconsin to victories in consecutive NCAA tournaments.

Now in his 20th season as a collegiate head coach, Ryan has put together a remarkable 426-124 (.775) career record and coached teams to winning records for the past 19 straight campaigns. His career winning percentage ranks behind only North Carolina's Roy Williams among active Division I head coaches with at least 15 years of experience. He has experience as a Division I head and assistant coach, as well as a Division III head coach. And he is well-respected throughout the college basketball world.

Ryan came to Wisconsin from UW-Milwaukee, where he spent two seasons coaching the Panthers to their first back-to-back winning seasons in eight years. UWM, 8-19 overall the year before Ryan arrived, was 15-14 and 15-13, respectively, in Ryan's two years at the controls. The program also experienced a 161

## THE RYAN NOTEBOOK

### Personal

Born Dec. 20, 1947 in Chester, Pa.

### Family

Wife: Kelly; children: Megan, Will, Matt, Brenna and Mairin

### Education

Bachelor's degree in business administration from Wilkes (Pa.) University, 1969


### Collegiate Coaching Experience

Asst. Coach, Wisconsin, 1976-84  
Head Coach, UW-Platteville, 1984-99  
Head Coach, UW-Milwaukee, 1999-2001  
Head Coach, Wisconsin, 2001-present

### Collegiate Coaching Record

UW-Platteville: 353-76 (.822)  
UW-Milwaukee: 30-27 (.526)  
Wisconsin: 43-21 (.672)  
19-year career: 426-124 (.776)

percent home attendance increase in his first season, including the three largest crowds in the history of the school's home facility.



It was during his 15-year tenure at UW-Platteville (1984-99), however, that Ryan firmly established himself as one of the country's top coaches. He guided the Division III school to a phenomenal 353-76 (.822) overall record and, in his final 12 seasons, the Pioneers:

- Won four national championships (1991, 1995, 1998 and 1999)
- Compiled a 314-37 (.895) record
- Won eight WIAC titles
- Were the winningest NCAA men's basketball team of the 1990s (all divisions) with a 266-26 (.908) record
- Compiled a 30-5 NCAA Division III tournament mark
- Never won fewer than 23 games
- Compiled a 157-7 (.957) record on their home floor
- Set the all-time single-season Division III scoring defense mark (47.5 ppg) in 1996-97



The Ryan Family, (front row: l to r) Brenna, Bo, Kelly, Mairin; (back row: l to r) Matt, Megan, Will

Ryan was named the National Association of Basketball Coaches Division III Coach of the Year four times. In addition he was tabbed the Wisconsin Intercollegiate Athletic Conference's Coach of the Year on six occasions.

Ryan took over at UW-Platteville following eight seasons (1976-84) as an assistant coach to Bill Cofield and Steve Yoder at Wisconsin.

Held in high esteem by colleagues, Ryan has won two gold medals as an assistant coach, first with Virginia head coach Pete Gillen and the gold medal-winning North squad at the 1993 U.S. Olympic Festival, and also with former

Atlanta Hawks coach Lon Kruger and the United States gold medal winner at the 1995 World University Games.

Ryan was born on Dec. 20, 1947 just outside of Philadelphia in Chester, Pa. He attended Wilkes (Pa.) University, where he starred as a high-scoring guard and earned a bachelor's degree in business administration in 1969. Ryan was inducted into the Wilkes Athletic Hall of Fame on June 1, 2003.

Upon completion of his collegiate career, Ryan did graduate work at Villanova before accepting an assistant coaching position at the College of Racine (Wis.). Ryan accepted his first head coach-

ing job at Philadelphia's Sun Valley High School, where he was named the Delaware County Coach of the Year after directing his team to a second-place finish in the Philadelphia Suburban League. His 1976 club was the first Sun Valley High team to qualify for the state tournament.

Ryan is the author of three books on coaching basketball: *Passing and Catching: A Lost Art*; *How to Run the Swing Offense*; and *Applying and Attacking Pressure*. He also has produced five basketball instructional videos.

Ryan and his wife, Kelly, are the parents of five children: Megan, Will, Matt, Brenna and Mairin.

MEET THE STAFF

### RYAN'S COACHING RECORD

Year	University	Record	Pct.	Conference	Record	Place	Postseason
1984-85	UW-Platteville	9-17	.346	Wisconsin Intercollegiate Athletic	4-12	7th	
1985-86	UW-Platteville	16-11	.593	Wisconsin Intercollegiate Athletic	8-8	5th	NAIA First Round
1986-87	UW-Platteville	14-11	.560	Wisconsin Intercollegiate Athletic	6-10	T5th	
1987-88	UW-Platteville	24-5	.828	Wisconsin Intercollegiate Athletic	14-2	1st	NAIA Third Round
1988-89	UW-Platteville	24-5	.828	Wisconsin Intercollegiate Athletic	13-3	3rd	NAIA Third Round
1989-90	UW-Platteville	26-3	.897	Wisconsin Intercollegiate Athletic	15-1	1st	NAIA Third Round
1990-91	UW-Platteville	28-3	.903	Wisconsin Intercollegiate Athletic	13-3	2nd	NCAA Champion
1991-92	UW-Platteville	27-4	.871	Wisconsin Intercollegiate Athletic	13-3	2nd	NCAA Third place
1992-93	UW-Platteville	24-4	.857	Wisconsin Intercollegiate Athletic	13-3	T1st	NCAA Quarterfinals
1993-94	UW-Platteville	23-5	.821	Wisconsin Intercollegiate Athletic	13-3	2nd	NCAA Sweet 16
1994-95	UW-Platteville	31-0	1.000	Wisconsin Intercollegiate Athletic	16-0	1st	NCAA Champion
1995-96	UW-Platteville	23-3	.885	Wisconsin Intercollegiate Athletic	15-1	1st	NCAA First Round
1996-97	UW-Platteville	24-3	.888	Wisconsin Intercollegiate Athletic	14-2	1st	NCAA Second Round
1997-98	UW-Platteville	30-0	1.000	Wisconsin Intercollegiate Athletic	16-0	1st	NCAA Champion
1998-99	UW-Platteville	30-2	.938	Wisconsin Intercollegiate Athletic	15-1	1st	NCAA Champion
1999-00	UW-Milwaukee	15-14	.517	Midwestern Collegiate	6-8	T4th	
2000-01	UW-Milwaukee	15-13	.536	Midwestern Collegiate	7-7	5th	
2001-02	Wisconsin	19-13	.594	Big Ten	11-5	T1st	NCAA Second Round
2002-03	Wisconsin	24-8	.750	Big Ten	12-4	1st	NCAA "Sweet 16"
<b>19-year collegiate record</b>		<b>426-124</b>	<b>.775</b>				
<b>Record at Wisconsin</b>		<b>43-21</b>	<b>.672</b>	<b>Big Ten</b>	<b>23-9</b>	<b>.719</b>	





## You Can Go Home Again

Bo Ryan may be in just his third season as the head coach at Wisconsin but he is no stranger to Madison. In 1976, Ryan got his start in the Division I ranks when he was hired by then-UW coach Bill Cofield. Cofield was in his first of six seasons as the Badgers' head man. Ryan was an assistant under Cofield for each of those six seasons. When Cofield was replaced by Steve Yoder, Ryan stayed as an assistant for another two years before becoming the head coach at UW-Platteville. He has spent the last 27 years coaching in the UW system as either an assistant or head coach.

During his eight seasons as an assistant at UW, the Badgers compiled a 79-141 record. Their best season was in 1979-80, when they went 15-14. Among the Badger greats that Ryan coached in his first stint at UW were NBA draft picks Wes Matthews, Joe Chnelich, Claude Gregory, Larry Perry, Cory Blackwell, Brad Sellers, Scott Roth and Rick Olson.

The Badgers also picked up some big wins while Ryan was an assistant. In his first season, Wisconsin recorded the largest come-

back in school history, overcoming a 22-point (47-25) deficit to defeat Ohio State 82-81 in overtime. Also in that first season, Wisconsin defeated Indiana 66-64 in Bloomington. That would be the Badgers' last win at Assembly Hall until 2002, when Ryan returned as head coach. During the 1978-79 season, Ryan and the Badgers shocked eventual national champion Michigan State when Matthews hit a half-court shot as time expired for an 83-81 win. Including that victory, the UW recorded nine wins over ranked opponents while Ryan was an assistant.



**Take Me Out to The Ballgame:** An avid baseball fan, UW head coach Bo Ryan threw out the first pitch at Miller Park prior to the Brewers' game with the Anaheim Angels on June 21, 2002. He also tossed out the first pitch when the Brewers played his hometown Philadelphia Phillies on Aug. 20, 2003.

MEET THE STAFF

### CAREER COACHING VICTORIES IN THE BIG TEN

Bo Ryan enters his third season in the Big Ten with more career victories than all but one coach in the conference. Only Purdue's Gene Keady has more career victories than Ryan.

Coach (School)	Wins
1. Gene Keady (Purdue)	507
2. <b>Bo Ryan (Wisconsin)</b>	<b>426</b>
3. Jim O'Brien (Ohio State)	354
4. Steve Alford (Iowa)	229
5. Tom Izzo (Michigan State)	189
6. Bill Carmody (Northwestern)	131
7. Dan Monson (Minnesota)	119
8. Ed DeChellis (Penn State)	105
9. Bruce Weber (Illinois)	103
10. Tommy Amaker (Michigan)	96
11. Mike Davis (Indiana)	67

*includes records at four-year U.S. colleges only*

### WINNINGEST ACTIVE DIVISION I COACHES

Entering the 2003-04 season, Bo Ryan has the second-highest winning percentage among active Division I coaches with at least 15 years of coaching experience. Here is the list of the top 15 active Division I coaches, ranked by career winning percentage.

Coach (Current School)	Yrs.	W	L	Pct.
1. Roy Williams (North Carolina)	15	418	101	.805
2. <b>Bo Ryan (Wisconsin)</b>	<b>19</b>	<b>426</b>	<b>124</b>	<b>.775</b>
3. Tom Shaver (William & Mary)	17	358	121	.747
4. Jim Boeheim (Syracuse)	27	653	226	.743
5. Lute Olson (Arizona)	30	690	240	.742
6. Rick Majerus (Utah)	19	407	142	.741
7. Mike Krzyzewski (Duke)	28	663	234	.739
8. Bob Huggins (Cincinnati)	22	517	184	.738
9. Rick Pitino (Louisville)	17	396	144	.733
10. Bob Knight (Texas Tech)	37	809	311	.722
11. John Chaney (Temple)	31	693	269	.720
12. Eddie Sutton (Oklahoma St.)	33	724	288	.715
13. Pat Douglass (UC Irvine)	22	471	196	.706
14. Jim Calhoun (Connecticut)	31	647	296	.686
15. Mike Montgomery (Stanford)	25	517	242	.681

*minimum 15 head coaching seasons  
includes record at four-year U.S. colleges only*




**Ryan's Record vs. Division I Teams**

Team	Home	Away	Neut.	Total	Team	Home	Away	Neut.	Total
Ball State	.0-0	.0-1	.0-0	.0-1	Minnesota	.2-0	.2-0	.0-0	.4-0
Bethune-Cookman	1-0	.1-0	.0-0	.2-0	UMKC	.0-0	.1-0	.0-0	.1-0
Butler	.0-2	.0-2	.0-1	.0-5	Mt. Senario	.1-0	.0-0	.0-0	.1-0
Canisius	.0-0	.0-0	.0-1	.0-1	New Hampshire	.1-0	.0-0	.0-0	.1-0
C. Michigan	.0-0	.1-0	.0-0	.1-0	N. Illinois	.1-0	.0-0	.0-0	.1-0
Chicago State	.2-0	.1-0	.0-0	.3-0	Northwestern	.2-0	.1-1	.0-0	.3-1
Cincinnati	.0-0	.0-1	.0-0	.0-1	Ohio	.1-0	.1-0	.0-0	.2-0
Cleveland State	.1-1	.1-1	.0-0	.2-2	Ohio State	.1-0	.1-0	.0-1	.2-1
Colorado	.0-1	.0-0	.0-0	.0-1	Penn State	.2-0	.0-2	.0-0	.2-2
Detroit	.2-0	.1-1	.0-0	.3-1	Purdue	.1-0	.0-1	.0-0	.1-1
E. Washington	.1-0	.0-0	.0-0	.1-0	St. John's	.0-0	.0-0	.1-0	.1-0
Farleigh Dickinson	1-0	.0-0	.0-0	.1-0	San Diego	.1-0	.1-0	.0-0	.2-0
Florida Atlantic	.0-0	.0-0	.1-0	.1-0	Stony Brook	.1-0	.0-0	.0-0	.1-0
Furman	.1-0	.0-0	.0-0	.1-0	Temple	.0-1	.1-0	.0-0	.1-1
Georgia Tech	.0-0	.0-1	.0-0	.0-1	Tennessee	.1-0	.0-0	.0-0	.1-0
Hawaii	.0-0	.0-0	.0-1	.0-1	Texas Southern	.1-0	.0-0	.0-0	.1-0
Illinois	.2-0	.0-3	.0-0	.2-3	Troy State	.0-0	.0-0	.1-0	.1-0
Illinois-Chicago	.2-0	.0-2	.0-0	.2-2	Tulsa	.0-0	.0-0	.1-0	.1-0
Indiana	.1-0	.1-0	.0-0	.2-0	UNLV	.1-0	.0-1	.0-0	.1-1
Iowa	.2-0	.1-2	.0-1	.3-3	Utah	.0-0	.0-1	.0-0	.0-1
Iowa State	.0-0	.0-1	.0-0	.0-1	Wake Forest	.0-1	.0-0	.0-0	.0-1
Kentucky	.0-0	.0-0	.0-1	.0-1	Weber State	.0-0	.0-0	.1-1	.1-1
Lipscomb	.1-0	.0-0	.0-0	.1-0	Wisconsin	.0-1	.0-1	.0-0	.0-2
Loyola (Ill.)	.2-0	.1-1	.0-0	.3-1	UW-Green Bay	.3-0	.1-2	.1-0	.5-2
Marquette	.1-0	.0-1	.0-0	.1-1	UW-Milwaukee	.1-0	.1-0	.0-0	.2-0
Maryland	.0-0	.0-0	.0-1	.0-1	Wright St.	.2-0	.0-2	.0-1	.2-3
Michigan	.2-0	.0-2	.0-0	.2-2	Valparaiso	.1-0	.0-0	.0-0	.1-0
Michigan State	.1-0	.1-0	.0-0	.2-0	Xavier	.0-0	.0-1	.0-0	.0-1
Michigan Tech	.1-0	.0-0	.0-0	.1-0					

**CAREER HIGHLIGHTS**


- Career record of 426-124 (.775)
- Second-highest career winning percentage of any active Division I coach with at least 15 years of experience (UNC's Roy Williams is first)
- Only coach in Big Ten history to earn Coach of the Year in his first two seasons
- Third coach in conference history to win Big Ten titles in each of his first two seasons
- Only coach in school history to lead the Badgers to victories in consecutive NCAA tournaments
- Most wins in first two seasons of any UW coach
- Led UW to school-record 24 wins (2002-03)
- 2002 Collegeinsider.com national coach of the year
- 23 Big Ten wins in first two seasons ties Walter Meanwell's (1912-13) UW record
- Recorded 400th career victory on Feb. 19, 2002
- Inducted into the Wilkes University Athletic Hall of Fame on June 1, 2003
- Best winning percentage in Division III history (353-76 .822)
- Winningest coach of the 1990s (all divisions) with a 266-26 (.908) record
- Four-time Division III National Champion (1991, '95, '98, '99)
- Won eight Wisconsin Intercollegiate Athletic Conference titles
- Six-time WIAC Coach of the Year
- Has had just one sub-.500 record in 18 seasons (1984-85 at UW-Platteville, his first as head coach)



MEET THE STAFF



## ASSISTANT COACH ROB JETER



**R**ob Jeter, a nine-year coaching veteran and former standout player at UW-Platteville, begins his third season at Wisconsin and his eighth under Head Coach Bo Ryan.

"The student-athletes at Wisconsin are fortunate to have Rob Jeter as a mentor," Ryan said. "He is a highly sought-after coach and we are very happy to have him here at Wisconsin."

Jeter came to the Badgers after spending the previous two seasons as Ryan's top assistant at UW-Milwaukee.

Jeter served as an assistant to Mike Deane at Marquette during the 1998-99 season. He was an assistant to Ryan at UW-Platteville from 1994-98, helping guide the Pioneers to a 108-6 overall record, two NCAA Division III titles and four conference championships. In addition to his coaching duties at UW-Platteville, Jeter coordinated the program's academic, recruiting and scouting efforts, and directed the Bo Ryan Basketball Camps. He also served as an associate admissions director at UW-Platteville.

Jeter was a four-year letterwinner at UW-Platteville from 1988-91. He captained Ryan's Pioneers to the 1991 NCAA title and was named to the '91 all-final four team. A two-time All-Wisconsin Intercollegiate Athletic Conference selection and two-time All-Midwest choice, Jeter still holds UW-Platteville records for career field goal percentage (.601) and consecutive starts (89). Jeter was named to the Wisconsin State University honor roll three times.

Jeter played professionally for the Olivias Futebol Clube in Portugal in 1992-93 and led the Portuguese national league in scoring that season.

A 1991 graduate of UW-Platteville, Jeter has a bachelor's degree in business administration and received a master's degree in adult education in December of 2001.

Rob's father is Bob Jeter, who played for the Green Bay Packers from 1963-70 and was a two-time All-Pro defensive back. He played for the Packers' two Super Bowl champion squads in 1966 and 1967. He also was inducted into the Packers Hall of Fame in 1985.

A native of Chicago, Ill., Rob Jeter is a 1987 graduate of Quigley Preparatory High School. He and his wife Deanna have a two-year old son, Robert.



### THE ROB JETER FILE

#### Personal

Born May 15, 1969 in Pittsburgh, Pa.

#### Family

Wife: Deanna; son: Robert

#### Education

B.S., business administration, UW-Platteville, 1991  
M.A., adult education, UW-Platteville, 2001

#### Coaching Experience

Assistant Coach, Wisconsin (2001-present); Assistant Coach, Wisconsin-Milwaukee (1999-2001), Assistant Coach, Marquette (1998-99), Assistant Coach, Wisconsin-Platteville, (1994-98)

#### Playing Experience

UW-Platteville (1988-91); professional player in Portugal (1992-93)

# ASSISTANT COACH GARY CLOSE



**G**ary Close, a former assistant at the University of Iowa, is entering his first season with the Badgers. Close brings 16 years of Division I experience to Madison, having coached at Stanford as well as Iowa.

"From the first time I met Gary at Stanford, I knew he was someone with exceptional teaching and coaching skills," Ryan said. "The University of Wisconsin will benefit greatly from his addition to our staff and we are looking forward to

working together for many years to come."

Close spent the last three years as the head coach of Regina High School in Iowa City, leading them to two state tournament appearances, and as the Director of Basketball Operations for Championship Productions in Ames, Iowa.


Prior to that, he spent 13 years as an assistant at Iowa under Tom Davis. During that time, the Hawkeyes made nine NCAA tournament appearances, advancing to the "Sweet 16" twice and the regional final once. At Iowa he coached 13 future NBA choices including B.J. Armstrong, Roy Marble, Acie Earl, Ricky Davis and Ryan Bowen. A renowned shooting coach, Iowa shot better than 48.0 percent from the field five times during his tenure, including a school-record .528 in 1987-88.

Close was also an assistant for three years under Davis at Stanford. In his first season, Stanford won 19 games, the most at the school since 1961-62. He was also part of the staff that was responsible for recruiting the Cardinal's all-time leading scorer, Todd Lichti.

A veteran of a number of international tours, Close served as the assistant to Davis on a Pac-10 all-star team that toured Australia in 1985. During the summer of 1995, he and fellow Iowa assistant Rich Walker served as co-coaches for a Big Ten all-star team on an eight-game tour in Europe.

Under Close's direction in 1996, the People-to-People Sports team became the first American team to win the Malgrat International Tournament in Malgrat, Spain. In 1997, Close coached a team comprised of current and former Iowa players to a perfect 6-0 record on a six-game tour in Germany.

A native of Moorestown, New Jersey, Close earned a bachelor's degree in business-agricultural with a minor in physical education (1978) and a master's degree in athletic administration and coaching (1982) from Arizona State. Close, his wife Kellie and their three-year old son Sam live in Middleton.



MEET THE STAFF

## THE GARY CLOSE FILE

### Personal

Born July 14, 1956 in Mount Holly, N.J.

### Family

Wife: Kellie; son: Sam

### Education

B.S., Business-Agriculture (minor in P.E.), Arizona State, 1978  
M.S., Athletic Administration and Coaching, Arizona State, 1982

### Coaching Experience

Assistant Coach, Wisconsin (2003-present); Head Coach, Regina (Iowa) High School (2000-03); Assistant Coach, Iowa (1986-99); Assistant Coach, Stanford (1983-86)



## ASSISTANT COACH GREG GARD



**G**reg Gard, a veteran of 10 seasons with Wisconsin coach Bo Ryan, is in his third season on the Badger basketball staff as an assistant coach.

"Greg is one of the most thorough and organized coaches I have ever been around," Ryan said. "His attention to detail and his ability to communicate that to the student-athletes separates from other coaches."

Gard came to the Badgers after spending the previous two seasons as Ryan's assistant at

UW-Milwaukee, where he had responsibilities in scouting, summer basketball camp operations and on-floor coaching, as well as involvement with recruiting.

Gard served as an assistant coach to Ryan at UW-Platteville from 1993-99. During Gard's years on the Pioneer staff, UW-Platteville compiled a 161-13 (.925) record and won three NCAA Division III titles, five straight Wisconsin Intercollegiate Athletic Conference (WIAC) championships and appeared in six consecutive NCAA Tournaments. In his final year at UW-Platteville, Gard served as Ryan's top assistant in charge of recruiting, basketball camp operations and scouting. He also worked as an advisor in the university's admissions office.

Prior to joining Ryan's staff in Platteville, Gard spent three seasons at Southwestern High School and one at Platteville High School, where he served in junior high and assistant varsity coaching capacities.

A 1995 graduate of UW-Platteville with a degree in physical and health education, Gard is pursuing a master's degree in counselor education from UW-Platteville. Gard and his wife, Michelle, have one daughter, Mackenzie.



### THE GREG GARD FILE

#### Personal

Born Dec. 3, 1970 in Dodgeville, Wis.

#### Family

Wife: Michelle; daughter: Mackenzie


#### Education

B.S., physical and health education, 1995

#### Coaching Experience

Assistant Coach, Wisconsin (2001-present); Assistant Coach, Wisconsin-Milwaukee (1999-2001); Assistant Coach, Wisconsin-Platteville (1993-99)

# DIR. OF BASKETBALL OPERATIONS SAUL PHILLIPS



**S**aul Phillips is in his third year as director of basketball operations at Wisconsin. He is responsible for coordinating travel, the Badgers' budget, day-to-day scheduling and on-campus recruiting. Phillips served as an assistant under Bo Ryan to two years at UW-Milwaukee prior to joining Coach Ryan in Madison.


Before going to Milwaukee, Phillips spent two years at Lake Superior State as an assistant men's basketball coach and head men's golf coach. Prior to

that, he served one year as a graduate assistant at the Division II basketball powerhouse Wayne State (Neb.).

Phillips got his start in college basketball playing for Coach Ryan at UW-Platteville. He played for the Pioneers from 1991-95, serving as the captain on the 1995 national championship team. After that season, he joined Ryan's staff as a student assistant for the 1995-96 season. He graduated from UWP with a bachelor's degree in business and psychology in 1996.

A native of Reedsburg, Wis., Phillips was coached by Doc Koehler in high school, one of the most well-known figures in Wisconsin prep basketball. A prolific high school scorer, Phillips played in the 1991 Wisconsin Basketball Coaches Association All-Star game.

Phillips and his wife, Nicole, and their dog Irabu live in Madison.



MEET THE STAFF

## THE SAUL PHILLIPS FILE

### Personal

Born Nov. 11, 1972 in Reedsburg, Wis.

### Family

Wife: Nicole

### Education

B.S., business and psychology, UW-Platteville, 1996

### Coaching Experience

Dir. of Basketball Operations, Wisconsin (2001-present); Assistant Coach, Wisconsin-Milwaukee (1999-2001); Assistant Coach, Lake Superior State (1997-99); Graduate Assistant, Wayne State (Neb.) (1996-97)


### Playing Experience

UW-Platteville (1991-95)



# BASKETBALL SUPPORT STAFF

MEET THE STAFF



**Scott Hettenbach**  
Strength & Conditioning Coach


Scott Hettenbach is in his ninth full season as strength and conditioning coach for the Badger basketball team and his 10th year overall at Wisconsin.

A member of the National Strength and Conditioning Association (NSCA), he also works with the Wisconsin football, swimming and diving, golf and track teams as a strength and conditioning coach. He is a Certified Strength and Conditioning Specialist (CSCS). A frequent speaker at basketball camps and clinics, Hettenbach recently produced two strength and conditioning training videos for high school and college coaches and athletes.

Prior to coming to UW-Madison, Hettenbach coached four sports at Brookfield (Wis.) Central High School. Under his direction, the boys track squad won three conference titles.

Hettenbach graduated from UW-La Crosse in 1987 with a bachelor's degree in business administration and a minor in health and nutrition. He recently completed his master's degree in exercise science and sports administration from UW-L. As an undergrad, Hettenbach was a hurdler with the UW-La Crosse track team for three seasons.

Hettenbach resides in Madison with his wife, JoDeen, son, Scott (17) and daughter, Kaitlyn (6).




**Henry Perez-Guerra**  
Athletic Trainer

Henry Perez-Guerra is in his 11th year as an athletic trainer at the UW-Madison and his fourth year with the men's basketball team after working with women's basketball the previous five years. He also has responsibilities with the track and cross country teams.

Perez-Guerra moved to Kansas City, Mo., to join Sports Rehabilitation and Physical Therapy Associates as an athletic trainer and was assigned to the University of Missouri-Kansas City athletic program in 1987. After serving UMKC as a member of the Sports Rehab staff, he became the school's first full-time Athletic Trainer, responsible for all 12 NCAA Division I sports and starting the sports medicine program from the ground up.

Perez-Guerra received his B.S. in physical education, with an emphasis in athletic training, from the UW-Madison in 1985. He also completed his master's degree in health education in 1994 at UW. Following his graduation in 1985, he spent the summer with the Philadelphia Eagles as a student athletic trainer.

Henry is a licensed athletic trainer and a certified member of the National Athletic Trainers Association. He and his wife Jill have three children: Andrew, Carlie and Casey.



**Will Ryan**  
Video Coordinator

Will Ryan is in his first season as the men's basketball video coordinator for the Badgers. Ryan graduated from UW-Milwaukee in December of 2002 with a B.S. in Educational Studies/Youth Leadership. For the last half of the 2002-03 season, Ryan served as a manager for the UW, assisting then-video coordinator Duffy Conroy with his daily duties.

Ryan, the oldest of head coach Bo Ryan's two sons, was a member of the UW-Milwaukee basketball team for two seasons, playing for his father in 2000-01. He also played for his father at UW-Platteville and was a member of the 1998 and 1999 national championship teams.

This past spring and summer, Ryan served as an assistant coach for the Fox Valley Skillz AAU. He was the head coach for two tournaments and served as the assistant for the Wisconsin State AAU tournament and other national AAU tournaments.

Ryan, 25, is single and lives in Middleton.

## Program Assistants



**Peg Cullen**




**Karen Gutzman**



**Laura Strang**

# ATHLETIC DEPARTMENT SENIOR STAFF

## Doug Beard Administration




Doug Beard begins his first season on the UW's senior-level administrative team as Associate Athletic Director for Administration. Beard will supervise the business and finance, equipment, event management, food and beverage, suite services, human resources and sports medicine units.

Beard came to UW in 2001 as Assistant A.D. for event management as well as helping administer the department's internal operations. He was named Associate A.D. in 2002.

Beard worked at UW-Milwaukee as Athletic Business Manager (1989-91) and Assistant (1991-96) and Associate (1996-2001) Athletic Director. He played a critical role in helping UWM move from Division III to Division I status within the NCAA, while enhancing its operational budget from \$750,000 to \$5.8 million.

Beard has a B.S. in business administration from New Hampshire (1985) and an M.A. in athletic administration from Kent State (1987). His family includes wife, Patricia and stepdaughter, Lindsay.

## Jamie Pollard Deputy Athletic Dir.



Jamie Pollard begins his first year as Deputy Athletic Director. He is the division's No. 2 administrator and will represent Barry Alvarez (when necessary) when Alvarez becomes A.D.

Pollard has been responsible for the internal administration of the Badgers' 23-sport, \$55 million athletic department since 1998 and developed a five-year financial plan that increased the division's operating reserve to \$7 million. He has also been the sports administrator for men's and women's basketball as well, a responsibility he will maintain.

Named the 2002 Business Manager of the Year by the Collegiate Athletic Business Managers Association (CABMA), Pollard previously was Associate A.D. for Administration at Maryland (1994-98) and Associate A.D. for Internal Operations at St. Louis (1989-94).

The 1987 NCAA Division III national champion in the 5,000 meters, he has a B.S. in business administration from UW-Oshkosh (1987). Pollard and his wife, Ellen, have two sons (Thomas and James) and two daughters (Annie and Maggie).

## John Chadima Operations



John Chadima, an original member of Barry Alvarez's football staff at Wisconsin, is in his first season as Associate Athletic Director for Operations. He is in charge of managing capital projects, including the renovation of Camp

Randall Stadium, and supervising the facilities, maintenance and strength and conditioning staffs. He is the department liaison with University Ridge and will remain involved with the operations of the football program.

Chadima served as Director of Football Operations (2000-03) and football Administrative Assistant (1990-97) with responsibilities in coordinating team travel and scheduling, preseason training camp, the summer jobs program and the sport's multi-million dollar budget. He was the school's Director of Facilities and Events (1997-2000).

Chadima has a B.S. (1988) in physical education with an emphasis in athletic administration from Iowa. He also studied in the master's programs (for athletic administration) at both Iowa and Wisconsin.

## Cheryl Marra Sports Administration



Cheryl Marra is in her second year as Senior Associate Athletic Director for Sports Administration. Marra is also the school's Senior Woman Administrator for the Big Ten Conference and NCAA. She supervises

20 sports (with assistance from two staffers) and the academic affairs and compliance departments. Marra is the direct administrator for men's and women's hockey.

Hired in 1990 at the UW as an Associate A.D. for Women's Athletics, Marra was responsible for planning, scheduling, evaluations and supervision of 11 sports. She has been a regular participant on NCAA committees (post-graduate scholarship, women's athletics, women's soccer and women's basketball). Marra is in her second year as chair of the women's basketball committee.

The Director of Athletics for Women's Sports at Denison from 1983-90, Marra also served that school as an assistant professor and women's soccer (11 years) and track (nine) coach. Marra has a B.S. from Slippery Rock State (1977) and M.A. from Ohio State (1983).

## Steve Malchow Communications



Steve Malchow is in his first year as Associate Athletic Director for Communications. Malchow oversees the sports information, Web site, publications and technical service functions of the department.

Malchow joined the UW staff in 1990 as Director of Men's Sports Information until a 2001 promotion to Assistant A.D. for Communications, where he was responsible for the SID office, Web site development, radio and TV partnerships and the implementation of a comprehensive communications plan for the department.

He was Wisconsin's football media contact for 11 years and coordinated Ron Dayne's Heisman Trophy-winning campaign in 1999. Malchow was Media Coordinator for the 2002 NCAA Men's Basketball Midwest Regional.

Previously, Malchow worked in the sports information (1985-89) and marketing and promotions (1985) offices at Iowa. He has B.B.A. degrees in marketing (1984) and management information systems (1990) from Iowa. His family includes wife, Barb, and son, Bryce.

## Vince Sweeney External Relations



Vince Sweeney is in his 14th year at Wisconsin and second as Senior Associate Athletic Director. Sweeney manages the marketing and promotions, ticketing and fundraising components of the division. He also is the department

liaison with the Chancellor's Office, Athletic Board, Wisconsin Alumni Association, National W Club and Badger Sports Properties.

Since 1991, Sweeney has served, progressively, as UW's Director of Trademark Licensing, Director of Marketing and Associate Athletic Director for External Relations (areas of supervision included sports information, special events, development, ticket office, spirit squad and trademark licensing). Sweeney was named 1994 Marketer of the Year by the American Marketing Association and also received accolades from *Athletic Management*.


Sweeney has a B.A. in journalism and mass communications from UW (1978). His family includes wife, Sharon, and daughters (Kelsey and Keara).

MEET THE STAFF



# DEPARTMENT STAFF


MEET THE STAFF



**Tim Bald**  
Compliance




**Linda Callow**  
Business Office



**John Dettmann**  
Strength & Cond.



**Justin Doherty**  
Sports Information




**Tam Flarup**  
Web site Services



**Barry Fox**  
Facilities



**Terry Gawlik**  
Sports Admin.



**David Harris**  
Academic Services




**Dennis Helwig**  
Athletic Training



**Corbin Hunt**  
Ath. Ticket Office



**Trent Jackson**  
UW Foundation




**John Jentz**  
Sports Admin.




**Kevin Kluender**  
Marketing



**Kip Marvin**  
Personnel



**Mike Moss**  
CHAMPS Life Skills




**Will Mulvaney**  
Video Services



**Terry Murawski**  
National W Club




**Marija Neubauer**  
Badger Fund




**Jim Roberts**  
Technical Services



**Josette Scheer**  
Spirit Squads



**Terry Schlatter**  
Equipment



**Tim Taggart**  
Food & Beverage



**Cindy Van Matre**  
Trademark Licensing



**Tom Wistrill**  
Badger Sports Pr.

# 2002-03 Season in Review



**Back-to-Back  
Big Ten Champions**



# 2002-03 SEASON REVIEW

## ■ Season Capsule

Wisconsin finished the season with a record of 24-8, setting a school record for victories in a season and posting its best winning percentage (.750) since 1949-50. The Badgers advanced to the Sweet 16 of the NCAA tournament, losing to No. 1 Kentucky in the Regional Semifinals. UW also won the outright Big Ten championship for the first time since 1947.

## ■ Big Ten Review

The Badgers posted a 12-4 mark in Big Ten play, earning the outright league championship for the first time since 1947. Wisconsin won back-to-back Big Ten titles for the first time since 1923 and 1924. Head coach Bo Ryan is one of just three coaches in league history to win conference titles in each of his first two seasons (Illinois' Bill Self and Wisconsin's Walter Meanwell are the others). The 12 conference wins were the most in school history, tying the mark set in 1912 and equalled in 1914. The Badgers became just the second team since the origination of the Big Ten tournament to earn the No. 1 seed twice. The UW has won 23 league games in the past two seasons, most over a two-year span since 1913-14. Bo Ryan was named Big Ten Coach of the Year, becoming the first coach in league history to win the award in each of his first two seasons. He joins Purdue's Gene Keady, Indiana's Bob Knight and Ohio State's Randy Ayers as the only coaches to win the award in consecutive seasons. Kirk Penney was a unanimous selection as first-team All-Big Ten by both the media and the coaches (Illinois' Brian Cook was the only other unanimous selection). He became the first Badger since 1952 to earn first-team honors in consecutive seasons. Devin Harris earned second-team all-conference honors from the coaches and third-team from the media. Alando Tucker was named to the coaches' all-freshman team and was an honorable mention all-league selection by the media.

## ■ NCAA Tourney Review

Wisconsin earned a No. 5 seed in the Midwest Region. That tied the highest seed the Badgers have ever received. UW played in the NCAA tournament for the fifth consecutive season, a school record. Kirk Penney joined Travon Davis and

## ■ 2002-03 STORYLINES

- Wisconsin won a school-record 24 games and its second consecutive Big Ten title
- The Badgers advanced to the "Sweet 16" for the second time in four years
- UW won 12 Big Ten games, tying a school record
- Bo Ryan earned his second consecutive Big Ten Coach of the Year honor while Kirk Penney was a unanimous first-team all-conference choice for the second straight season
- Wisconsin set a school record with just 10.4 turnovers per game

Charlie Wills as the only players in UW history to play in four NCAA tournaments. Wisconsin defeated No. 12 seed Weber State, 81-74, in the first round in Spokane, Wash. The Badgers then staged the greatest comeback in school history, rallying from 13 points down with 3:36 remaining to defeat 13th-seeded Tulsa 61-60 on Freddie Owens' three-pointer with one second left. UW then lost to No. 1 seed Kentucky, 63-57, in Minneapolis in the Midwest Regional semifinal.

## ■ Back-to-Back

Bo Ryan led the Badgers to NCAA tournament wins in each of his two seasons in Madison. He is just the second coach in UW history to win games in two different tourneys (joining Harold "Bud" Foster). It was the first time in school history that Wisconsin has won tournament games in consecutive years.

## ■ Protecting the Ball

Wisconsin set a school record for fewest turnovers in a season with 334, or an average of just 10.4 per game. Only Temple, with 9.9 turnovers per game, averaged fewer miscues than the Badgers. Before this season, the UW record for fewest turnovers per game was 11.3 set in 1999-2000.

## ■ Playing Fair

The Badgers led the country this season in fewest personal fouls per game, committing an average of just 14.9 fouls per contest. Central Connecticut State was second in the nation with 15.5 personal fouls per game. UW opponents shot an average of just 12.8 free throws a game, also fewest in the country.

## ■ Shut 'em Down

The Badgers led the Big Ten in scoring defense, allowing just 59.3 points per

game. That was good for sixth-lowest in the country. UW was 20-2 when its opponents scored less than 62 points.

## ■ Winning Big

Wisconsin set a modern-era school record last season for scoring margin at +11.0. That was good for second in the conference and 13th in the country. The previous modern era record was +10.4 in the 1973-74 season. During the conference season, the Badgers led the Big Ten with a +8.8 scoring margin. The UW won eight games by at least 20 points, the most since 1973-74.

## ■ The Magic Number

The Badgers averaged 70.3 points per game in 2002-03, the first time since 1994-95 that they averaged more than 70.0 points per game for a season. Their 2,250 points scored were just nine shy of the school record set in 1993-94. Wisconsin is 27-1 in Bo Ryan's two seasons when scoring at least 70 points.

## ■ Scoring in Bunches

Wisconsin scored at least 80 points in 10 games last season. The Badgers had not done that since the 1993-94 season (11 80-point games).

## ■ Spreading the Wealth

All five of the UW's starters averaged double figures in points. It was the first time in school history that Wisconsin has had five players average in double figures. The Badgers were one of only four teams in the country with five players averaging at least 10.0 points. Arizona, Pittsburgh and Southeast Missouri State were the others.

## ■ Balance = Success

Four or more UW players scored in double figures in 14 games in 2002-03. Since

Bo Ryan took over, Wisconsin is 27-1 when that happens.

### ■ Conference Call

With a 12-4 conference mark, the Badgers finished with at least a .500 record in Big Ten play for the fifth straight season. That is the longest such stretch for Wisconsin since 1920-24.

### ■ Road Warriors


Wisconsin finished the season with a 6-5 road record, only the second time since 1961-62 that the UW has finished a season with a better than .500 road record. The Badgers were also 4-4 in Big Ten road games, their first .500 mark in conference road games since 1962.

### ■ Home, Sweet Home

The UW is 62-9 (.873) at home since the beginning of the 1998-99 season and has won 25 of its last 26 Big Ten games at home, including 16 in a row. The UW has not lost a conference home game in Bo Ryan's two seasons.

### ■ Streaking at Home

Wisconsin's current 16-game conference home winning streak is the second-



Senior Kirk Penney was a unanimous first-team All-Big Ten selection in 2002-03 and led the Badgers in points, assists and minutes played.

longest in school history. The longest home conference winning streak in UW history is 20 games from March 8, 1911-Jan. 18, 1915.

### ■ Starting Production

The UW starters (Penney, Harris, Tucker, Owens and Wilkinson) accounted for 80.4 percent of the team's minutes, 87.5 percent of the team's scoring, and 76.5 percent of the team's rebounds. Only four other teams in the country got a higher percentage of points from their starters, according to STATS, Inc.

### ■ Carrying the Load

The UW did not register a point off the bench against UNLV, Indiana or Ohio State in the Big Ten tournament. Prior to this season, the last time Wisconsin did not register a point off the bench was in a 65-62 loss at Michigan on Feb. 21, 1991. Over the last 27 games (since Alando Tucker moved into the starting lineup), the Badgers averaged just 8.5 points per game off the bench.

### ■ He'll be Missed

Kirk Penney finished his career as one of the most prolific players in Wisconsin history. He holds school records for career victories (83) and NCAA tournament games played (11) and won (7). He is also among the UW all-time top 10 in nine career categories:

- 3-Point Field Goals - 2nd (217)
- 3-Point Field Goal Atts. - 2nd (561)
- Games Played - 5th (127)
- Points - 6th (1,454)
- Minutes Played - 6th (3,416)
- Field Goals - 7th (503)
- Games Started - 8th (92)
- 3-Point Field Goal Pct. - 9th (.387)
- Field Goal Attempts - 10th (1,158)

### ■ All-Around Performer

According to STATS, Inc., Penney was one of just 12 players in the country (and the only one in the Big Ten) to average at least 16.0 points, 6.0 rebounds and 3.0 assists.

### ■ Logging Major Time

Penney played 1,119 minutes this season while Devin Harris logged 1,100 minutes. Those numbers are good for second and third, respectively, on the UW's single-season minutes played list. Mark

Vershaw holds the record with 1,122 minutes played in 1999-2000. Harris has played a total of 2,194 minutes over the past two seasons, the most of any Badger in a two-year stretch in school history. He has started every game in his career.

### ■ Grand Theft

Harris led the Big Ten in steals with 2.03 per game. His 65 steals ranked him fourth on the UW single season list. He has 108 career steals, second only to Mike Kelley (120) among Badgers entering their junior season. As a team, Wisconsin recorded 221 steals, third-best in school history.

### ■ Fresh Face

Alando Tucker had one of the best freshman campaigns in UW history. He ranks among the top five in six freshman categories.

- Games Played - T2nd (32)
- Minutes Played - 3rd (1,016)
- Points - 4th (385)
- Free Throw Attempts - T4th (130)
- Field Goals - 5th (139)
- Field Goal Percentage - 5th (.533)

### ■ Close Calls

After not playing a game closer than nine points in the non-conference season, five of the Badgers' final 20 games were decided by one point. Wisconsin lost, 66-65, at Michigan in the Big Ten opener and also dropped a 58-57 decision at Penn State. The UW defeated Ohio State, 53-52, in Columbus and clinched the Big Ten title with a 61-60 win over Illinois at home. In the second round of the NCAA Tournament, Wisconsin defeated Tulsa 61-60.


### ■ Taking Charity

For the first time in the modern era, Wisconsin made more free throws than its opponents attempted. The Badgers made 453 free throws while their opponents shot just 410. UW opponents made 295 free throws this season, the fewest since 1973-74, when Wisconsin played a 24-game schedule.

### ■ Making them Count

The Badgers made 73.2 percent (442-603) of their free throws, the fifth-best mark in school history. It was just the second time since 1986 that the UW has made more than 73.0 percent of its free throws.





Devin Harris was named second-team All-Big Ten by the coaches in 2003.

### Straight Shooters

The UW made at least 50.0 percent of its shots in 10 games. For the season, Wisconsin was second in the Big Ten in field goal percentage (.463). That is the best field goal percentage for a season since 1993-94. The Badgers were 18-2 and 32-3 in the last two years when making at least 45.0 percent of their shots.

### Playing Tall

Despite starting just one player taller than 6-5, Wisconsin outrebounded its opponents in 18 of its 32 games and was 17-1 in those games.

### I'm Honored

Kirk Penney was named co-Big Ten Player of the Week on Feb. 17. It was his fifth career weekly conference honor, the most in school history. It is also tied for the third-highest career total in league annals. The Big Ten record is seven career Player of the Week honors.

### Getting Better

One of the biggest areas of improvement for Penney was in assist-to-turnover ratio. He finished ninth in the conference at 1.25. Entering last season, Penney had 114 assists and 165 turnovers, a ratio of 0.69.

### Raising the Bar

Another player that drastically improved an aspect of his game was point guard Devin Harris. As a freshman, Harris shot .413 from the field. Last season, the sophomore ranked 11th in the Big Ten in field goal percentage at .463.

### Improving at the Line

The other drastic shooting improvement was made by junior Freddie Owens at the foul line. Entering this season, he was a career .596 free-throw shooter. He ranked seventh in the Big Ten with .820 free-throw percentage.

### Not Bad, For Starters

In his first career start, Alando Tucker registered career highs of 24 points, 18 rebounds and 37 minutes. He set a school record with 11 offensive rebounds and his 18 boards were the most by a Badger since Rashard Griffith had 18 on Jan. 21, 1995.

### Head of the Class

Tucker was among the freshmen leaders in the Big Ten in scoring (3rd), rebounding (1st) and field-goal percentage (1st). He also paced the conference in offensive rebounding with 2.69 per game.

### Picking Up the Pace

Sophomore forward Mike Wilkinson increased his offensive production dramatically towards the end of the season. He scored in double figures in nine of the last 11 games and averaged 13.5 points and 7.1 rebounds over the last eight games. Wisconsin was 15-2 when he scored in double figures.

### A Lift off the Bench

Sophomore walk-on Clayton Hanson scored a career-high 12 points on 4-4 shooting from three-point range at Northwestern. That was the most points for a UW non-starter since Alando Tucker had 13 vs. Wake Forest.

### Packing the Place

The UW, which finished sixth in the country in average attendance, sold 15,097 season tickets, most in school history. Among those were 2,051 student


season tickets. It was the first time in Kohl Center history that the student section sold out before the season started. Wisconsin's average attendance of 16,930 led the Big Ten and set a school record.

### Feeling Right at Home

UW played 18 home games, tying the 1995-96 season for the most in school history. The Badgers did not leave the state of Wisconsin until playing at Temple on Jan. 2. The UW's two road games prior to that were at UW-Green Bay and Marquette.

### Staying Healthy

Junior center Dave Mader was the only Badger to miss time this season due to injury. Mader sat out the Ohio State game with a sprained ankle and missed the Big Ten tournament and first two rounds of the NCAA tournament due to a fracture in his right hand. In 2001-02, no UW players missed games because of injury.



Alando Tucker had a stellar freshman campaign, averaging 12.0 points per game and setting a school record for offensive rebounds (86).

## 2002-03 SEASON RESULTS

**Record: 24-8 Overall, 12-4 Big Ten (1st Place)  
 (16-1 Home; 6-5 Away, 2-2 Neutral, 1-4 vs. Ranked Teams)**

Date	Opp. (AP Rank)	W/L	Score	Att.	UW High Scorer	UW High Rebounder
Nov. 15	EASTERN WASHINGTON#	W	81-55	16,374	Penney - 25	Penney - 7 Wilkinson - 7
Nov. 16	NORTHERN ILLINOIS#	W	84-56	16,347	Penney - 19 Owens - 19	Mader - 8
Nov. 23	UW-MILWAUKEE	W	83-72	17,142 - c	Harris - 19	Harris - 10
Nov. 30	at UW-Green Bay	W	69-52	9,705 - c	Owens - 19	Wilkinson - 6 Mader - 6 Harris - 6
Dec. 4	WAKE FOREST\$	L	80-90	16,624	Harris - 19 Owens - 19	Harris - 9
Dec. 7	UNLV	W	91-74	16,919	Tucker - 24	Tucker - 18
Dec. 11	NEW HAMPSHIRE	W	85-36	16,383	Owens - 17	Penney - 8
Dec. 14	at Marquette (#16)	L	54-63	18,677	Harris - 17	Wilkinson - 7
Dec. 21	TEXAS SOUTHERN	W	81-58	16,719	Penney - 23	Penney - 5 Owens - 5 Harris - 5
Dec. 23	OHIO	W	75-51	17,142 - c	Tucker - 18	Wilkinson - 7 Penney - 7
Jan. 2	at Temple	W	80-67	5,042	Harris - 21	Harris - 9
Jan. 4	CHICAGO STATE	W	73-45	17,142 - c	Harris - 19	Wilkinson - 7
Jan. 8	at Michigan	L	65-66	8,809	Penney - 16	Penney - 9 Wilkinson - 9
Jan. 11	at Illinois (#10)	L	63-69	16,500 - c	Penney - 18	Penney - 12
Jan. 15	MINNESOTA	W	66-50	17,142 - c	Penney - 22	Harris - 10
Jan. 18	at Ohio State	W	53-52	17,620	Tucker - 15	Wilkinson - 8
Jan. 22	IOWA	W	74-61	17,142 - c	Harris - 17	Wilkinson - 10
Jan. 29	NORTHWESTERN	W	69-50	17,032	Penney - 18	Penney - 12
Feb. 1	PENN STATE	W	86-55	17,142 - c	Penney - 28	Harris - 9 Tucker - 9
Feb. 5	at Purdue (#24)	L	60-78	11,123	Tucker - 16	Wilkinson - 7
Feb. 8	at Northwestern	W	74-59	6,054	Penney - 23	Tucker - 8
Feb. 11	MICHIGAN STATE	W	64-53	17,142 - c	Penney - 14 Harris - 14 Wilkinson - 14	Wilkinson - 9
Feb. 15	INDIANA	W	71-59	17,142 - c	Penney - 22	Tucker - 8
Feb. 19	at Penn State	L	57-58	7,037	Harris - 15	Wilkinson - 8
Feb. 22	at Iowa	W	61-53	15,500 - c	Wilkinson - 20	Wilkinson - 7
Feb. 26	MICHIGAN	W	73-42	17,142 - c	Wilkinson - 16	Tucker - 10
March 2	at Minnesota	W	69-61	14,907 - c	Penney - 16 Tucker - 16	Wilkinson - 9
March 5	ILLINOIS (#14)	W	60-59	17,142 - c	Penney - 14	Harris - 9
March 14	vs. Ohio State%	L	50-58	17,843	Penney - 14	Wilkinson - 9
March 20	vs. Weber State^	W	81-74	11,171	Penney - 21	Penney - 9 Wilkinson - 9
March 22	vs. Tulsa^	W	61-60	11,271	Wilkinson - 18	Wilkinson - 8
March 27	vs. Kentucky* (#1)	L	57-63	28,168	Penney - 20	Tucker - 7

# - NABC Classic (Madison, Wis.)

\$ - ACC-Big Ten Challenge (Madison, Wis.)

% - Big Ten Tournament (Chicago, Ill.)

^ - NCAA Tournament First and Second Rounds (Spokane, Wash.)

\* - NCAA Tournament Regional Semifinal (Minneapolis, Minn.)

c - capacity crowd



# 2002-03 SEASON STATISTICS

**Overall: 24-8 Home: 16-1 Away: 6-5 Neutral: 2-2**

Player	GP	GS	Min	Avg	TOTAL			3-PTS			FT	FTA	Pct	REBOUNDS				PF	FO	A	TO	Blk	Stl	Pts	Avg
					FG	FGA	Pct	3FG	FGA	Pct				Off	Def	Tot	Avg								
Penney, Kirk	32	32	1119	35.0	183	410	.446	62	161	.385	91	121	.752	19	172	191	6.0	53	0	100	80	5	25	519	16.2
Harris, Devin	32	32	1100	34.4	132	285	.463	53	137	.387	90	119	.756	24	123	147	4.6	69	1	98	51	18	65	407	12.7
Tucker, Alando	32	27	1016	31.8	139	261	.533	18	58	.310	89	130	.685	86	103	189	5.9	78	0	34	41	10	28	385	12.0
Owens, Freddie	32	32	916	28.6	115	259	.444	27	77	.351	73	89	.820	18	38	56	1.8	52	0	53	50	0	20	330	10.3
Wilkinson, Mike	32	32	997	31.2	113	261	.433	21	71	.296	81	103	.786	74	142	216	6.8	83	3	50	45	31	39	328	10.3
Wade, Boo	32	0	646	20.2	42	86	.488	11	29	.379	12	22	.545	20	39	59	1.8	45	0	59	32	4	27	107	3.3
Mader, Dave	26	5	241	9.3	28	61	.459	0	0	.000	9	14	.643	25	30	55	2.1	51	0	11	14	11	10	65	2.5
Helmigk, Andreas	26	0	175	6.7	21	37	.568	1	2	.500	5	13	.385	14	16	30	1.2	27	0	13	15	6	4	48	1.8
Hanson, Clayton	17	0	79	4.6	13	31	.419	7	16	.438	2	4	.500	2	7	9	0.5	3	0	2	1	1	2	35	2.1
Ukawuba, Ike	10	0	16	1.6	5	6	.833	0	0	.000	0	1	.000	0	0	0	0.0	1	0	0	0	0	0	10	1.0
Nixon, Ray	17	0	70	4.1	4	17	.235	0	8	.000	0	1	.000	3	7	10	0.6	14	0	2	2	1	1	8	0.5
Chappell, Jason	8	0	11	1.4	1	4	.250	1	1	1.000	1	2	.500	2	1	3	0.4	0	0	0	1	1	0	4	0.5
Buchanan, Deandre	8	0	10	1.3	1	3	.333	0	2	.000	0	0	.000	0	0	0	0.0	1	0	1	0	0	0	2	0.3
Emerson, John	3	0	4	1.3	1	2	.500	0	1	.000	0	0	.000	1	0	1	0.3	0	0	0	0	0	0	2	0.7
TEAM														38	41	79	2.5	1			2				
<b>Total</b>	<b>32</b>		<b>6400</b>		<b>798</b>	<b>1723</b>	<b>.463</b>	<b>201</b>	<b>563</b>	<b>.357</b>	<b>453</b>	<b>619</b>	<b>.732</b>	<b>326</b>	<b>719</b>	<b>1045</b>	<b>32.7</b>	<b>478</b>	<b>4</b>	<b>423</b>	<b>334</b>	<b>88</b>	<b>221</b>	<b>2250</b>	<b>70.3</b>
<b>Opponents</b>	<b>32</b>		<b>6400</b>		<b>723</b>	<b>1675</b>	<b>.432</b>	<b>158</b>	<b>473</b>	<b>.334</b>	<b>295</b>	<b>410</b>	<b>.720</b>	<b>283</b>	<b>701</b>	<b>984</b>	<b>30.8</b>	<b>603</b>	<b>-</b>	<b>354</b>	<b>440</b>	<b>84</b>	<b>150</b>	<b>1899</b>	<b>59.3</b>

**SCORE BY PERIODS:**

	1st	2nd	Total
Wisconsin	1046	1204	2250
Opponents	890	1009	1899

**DEADBALL REBOUNDS:**

	OFF	DEF	TOTAL
Wisconsin	52	18	70
Opponents	48	11	59

**Big Ten : 12-4 Home 8-0 Away: 4-4**

Player	GP	GS	Min	Avg	TOTAL			3-PTS			FT	FTA	Pct	REBOUNDS				PF	FO	A	TO	Blk	Stl	Pts	Avg
					FG	FGA	Pct	3FG	FGA	Pct				Off	Def	Tot	Avg								
Penney, Kirk	16	16	572	35.8	92	208	.442	32	85	.376	48	61	.787	11	89	100	6.3	30	0	43	43	1	12	264	16.5
Tucker, Alando	16	16	534	33.4	68	142	.479	6	29	.207	51	67	.761	43	50	93	5.8	40	0	20	21	5	14	193	12.1
Harris, Devin	16	16	546	34.1	58	139	.417	19	62	.306	35	52	.673	7	58	65	4.1	40	1	48	27	10	26	170	10.6
Wilkinson, Mike	16	16	506	31.6	59	137	.431	15	41	.366	32	38	.842	35	76	111	6.9	44	1	21	17	14	21	165	10.3
Owens, Freddie	16	16	461	28.8	52	110	.473	14	36	.389	22	27	.815	9	16	25	1.6	24	0	26	27	0	6	140	8.8
Wade, Boo	16	0	317	19.8	22	39	.564	6	13	.462	4	10	.400	11	22	33	2.1	19	0	30	12	1	11	54	3.4
Helmigk, Andreas	15	0	100	6.7	11	20	.550	1	1	1.000	5	9	.556	4	7	11	0.7	10	0	6	8	3	2	28	1.9
Mader, Dave	14	0	94	6.7	10	24	.417	0	0	.000	3	5	.600	5	12	17	1.2	26	0	3	8	1	3	23	1.6
Hanson, Clayton	7	0	38	5.4	6	10	.600	5	5	1.000	0	1	.000	0	2	2	0.3	2	0	2	0	1	1	17	2.4
Ukawuba, Ike	6	0	8	1.3	3	3	1.000	0	0	.000	0	1	.000	0	0	0	0.0	0	0	0	0	0	0	6	1.0
Nixon, Ray	8	0	17	2.1	1	4	.250	0	2	.000	0	0	.000	2	0	2	0.3	6	0	0	1	0	0	2	0.3
Buchanan, Deandre	3	0	3	1.0	1	2	.500	0	1	.000	0	0	.000	0	0	0	0.0	1	0	0	0	0	0	2	0.7
Chappell, Jason	4	0	4	1.0	0	1	.000	0	0	.000	1	2	.500	1	1	2	0.5	0	0	0	1	0	0	1	0.3
TEAM														15	18	33	2.2	0			1				
<b>Total</b>	<b>16</b>		<b>3200</b>		<b>383</b>	<b>839</b>	<b>.456</b>	<b>98</b>	<b>275</b>	<b>.356</b>	<b>201</b>	<b>273</b>	<b>.736</b>	<b>143</b>	<b>351</b>	<b>494</b>	<b>30.9</b>	<b>242</b>	<b>2</b>	<b>199</b>	<b>166</b>	<b>36</b>	<b>96</b>	<b>1065</b>	<b>66.6</b>
<b>Opponents</b>	<b>16</b>		<b>3200</b>		<b>347</b>	<b>802</b>	<b>.433</b>	<b>76</b>	<b>236</b>	<b>.322</b>	<b>155</b>	<b>214</b>	<b>.724</b>	<b>122</b>	<b>358</b>	<b>480</b>	<b>30.0</b>	<b>284</b>	<b>-</b>	<b>182</b>	<b>208</b>	<b>42</b>	<b>72</b>	<b>925</b>	<b>57.8</b>

**SCORE BY PERIODS:**

	1st	2nd	Total
Wisconsin	483	582	1065
Opponents	449	476	925

**DEADBALL REBOUNDS:**

	OFF	DEF	TOTAL
Wisconsin	22	11	33
Opponents	30	5	35

2002-03 SEASON REVIEW

# 2002-03 GAME-BY-GAME STATISTICS

BADGER STARTERS	FG-FGA	PCT.	3P-3PA	PCT.	FT-FTA	PCT.	Reb. O-D-T	PF	A	TO	BK	ST	Final Score				
													1st	2nd	OT Final		
Wisconsin	Pen, Wil, Mad, Owe, Har	26-57	.456	6-12	.500	23-27	.852	12-24-36	19	12	9	3	9	34	47	--	81
E. Washington		20-46	.435	3-11	.372	12-17	.706	6-22-28	25	8	19	3	4	25	30	--	55
Wisconsin	Pen, Wil, Mad, Owe, Har	32-67	.478	5-17	.294	15-19	.789	14-22-36	13	11	6	0	12	35	49	--	84
N. Illinois		23-52	.442	3-14	.214	7-12	.583	9-23-32	18	10	18	3	1	20	36	--	56
Wisconsin	Pen, Wil, Mad, Owe, Har	25-55	.455	7-13	.538	26-32	.813	13-31-44	16	15	13	5	2	37	46	--	83
UW-Milwaukee		28-70	.400	6-25	.240	10-13	.769	12-21-33	23	12	7	3	6	26	46	--	72
Wisconsin	Pen, Wil, Mad, Owe, Har	24-57	.421	4-16	.250	17-22	.773	13-24-37	9	9	7	5	10	32	37	--	69
@ UW-Green Bay		21-56	.375	8-13	.615	2-4	.500	12-23-35	24	13	17	4	1	26	26	--	52
Wisconsin	Pen, Wil, Mad, Owe, Har	28-56	.500	9-24	.375	15-24	.625	9-18-27	21	16	13	2	6	29	51	--	80
Wake Forest		33-61	.541	7-19	.368	17-19	.895	11-26-37	23	12	14	2	5	39	51	--	90
Wisconsin	Pen, Wil, Tuc, Owe, Har	30-62	.484	3-13	.231	28-40	.700	17-31-48	19	16	12	3	6	47	44	--	91
UNLV		32-71	.451	2-11	.182	8-16	.500	13-23-36	28	18	12	4	9	31	43	--	74
Wisconsin	Pen, Wil, Tuc, Owe, Har	34-63	.540	5-20	.250	12-15	.800	18-20-38	9	16	11	6	16	49	36	--	85
New Hampshire		15-47	.319	2-13	.154	4-7	.571	14-14-28	16	6	25	0	4	16	20	--	36
Wisconsin	Pen, Wil, Tuc, Owe, Har	19-52	.365	5-19	.263	11-15	.733	10-17-27	15	13	10	1	5	29	25	--	54
@ Marquette		24-46	.522	4-9	.444	11-13	.846	6-24-30	13	12	12	3	7	28	35	--	63
Wisconsin	Pen, Wil, Tuc, Owe, Har	28-55	.509	12-20	.600	13-17	.765	10-23-33	13	17	15	8	11	45	36	--	81
Texas Southern		20-50	.400	9-24	.375	9-11	.818	7-18-25	17	13	19	3	7	28	30	--	58
Wisconsin	Pen, Wil, Tuc, Owe, Har	29-59	.492	4-14	.286	13-21	.619	14-25-39	12	18	6	1	9	36	39	--	75
Ohio		18-47	.383	7-12	.583	8-9	.889	4-22-26	20	12	15	4	3	30	21	--	51
Wisconsin	Pen, Wil, Tuc, Owe, Har	24-41	.585	9-18	.500	23-27	.852	6-25-31	13	16	12	2	3	42	38	--	80
@ Temple		25-57	.439	11-26	.423	6-8	.750	9-13-22	22	11	8	2	3	31	36	--	67
Wisconsin	Pen, Wil, Tuc, Owe, Har	26-47	.553	6-15	.400	15-20	.750	7-24-31	14	15	14	7	11	29	44	--	73
Chicago State		17-45	.378	4-11	.364	7-9	.778	5-17-22	20	5	20	1	7	21	24	--	45
Wisconsin	Pen, Wil, Tuc, Owe, Har	24-50	.480	3-8	.375	14-21	.667	8-22-30	16	12	17	1	6	34	31	--	65
@ Michigan		23-55	.418	9-19	.474	11-12	.917	11-24-35	18	13	19	1	5	31	35	--	66
Wisconsin	Pen, Wil, Tuc, Owe, Har	24-54	.444	4-17	.235	11-17	.647	6-25-31	18	8	10	0	4	30	33	--	63
@ Illinois		25-50	.500	8-15	.533	11-14	.786	2-27-29	18	18	10	0	3	36	33	--	69
Wisconsin	Pen, Wil, Tuc, Owe, Har	25-55	.455	6-19	.316	10-13	.769	10-30-40	14	15	16	3	5	29	37	--	66
Minnesota		21-58	.362	5-17	.294	3-7	.429	8-21-29	16	15	14	4	7	26	24	--	50
Wisconsin	Pen, Wil, Tuc, Owe, Har	21-43	.488	3-12	.250	8-12	.667	8-19-27	13	11	16	2	4	22	31	--	53
@ Ohio State		22-51	.431	1-9	.111	7-11	.636	11-16-27	13	11	10	2	5	27	25	--	52
Wisconsin	Pen, Wil, Tuc, Owe, Har	29-60	.483	7-19	.368	9-11	.818	7-14-21	15	17	5	2	6	25	49	--	74
Iowa		24-43	.558	1-9	.111	12-17	.706	5-25-30	14	11	17	4	1	26	35	--	61
Wisconsin	Pen, Wil, Tuc, Owe, Har	25-54	.463	5-13	.385	14-19	.737	17-25-42	18	10	10	2	7	35	34	--	69
Northwestern		18-47	.383	4-22	.182	10-14	.714	5-16-21	16	6	8	4	8	25	25	--	50
Wisconsin	Pen, Wil, Tuc, Owe, Har	34-56	.607	3-12	.250	15-19	.789	9-30-39	14	13	11	4	11	50	36	--	86
Penn State		18-53	.340	7-18	.389	12-13	.923	6-16-22	20	7	15	3	5	22	33	--	55
Wisconsin	Pen, Wil, Tuc, Owe, Har	19-60	.317	6-20	.300	16-25	.640	10-17-27	22	10	9	1	7	22	38	--	60
@ Purdue		23-51	.451	7-16	.438	25-32	.781	10-36-46	22	11	17	4	6	41	37	--	78
Wisconsin	Pen, Wil, Tuc, Owe, Har	28-53	.528	8-16	.500	10-15	.667	14-23-37	22	15	13	5	3	35	39	--	74
@ Northwestern		20-47	.426	4-12	.333	15-21	.714	9-16-25	16	10	8	2	5	29	30	--	59
Wisconsin	Pen, Wil, Tuc, Owe, Har	20-54	.370	7-19	.368	17-22	.773	9-18-27	14	10	5	2	5	31	33	--	64
Michigan State		22-42	.524	3-13	.231	6-10	.600	4-26-30	25	12	15	2	1	27	26	--	53
Wisconsin	Pen, Wil, Tuc, Owe, Har	22-50	.440	5-16	.313	22-25	.880	7-23-30	13	10	6	2	5	21	50	--	71
Indiana		25-57	.439	4-15	.267	5-8	.625	12-23-35	21	10	10	3	4	29	30	--	59
Wisconsin	Pen, Wil, Tuc, Owe, Har	22-60	.367	6-18	.333	7-11	.636	11-23-34	12	12	10	2	6	28	29	--	57
@ Penn State		21-51	.412	7-15	.467	9-10	.900	5-29-34	18	10	14	5	4	28	30	--	58
Wisconsin	Pen, Wil, Tuc, Owe, Har	23-52	.442	7-19	.368	8-13	.615	8-14-22	15	16	8	1	9	21	40	--	61
@ Iowa		20-46	.435	3-16	.188	10-15	.667	14-26-40	18	12	18	2	3	29	24	--	53
Wisconsin	Pen, Wil, Tuc, Owe, Har	28-53	.528	10-20	.500	7-10	.700	7-24-31	12	18	6	4	7	31	42	--	73
Michigan		16-51	.314	1-14	.071	9-11	.818	10-20-30	14	6	12	0	3	20	22	--	42
Wisconsin	Pen, Wil, Tuc, Owe, Har	21-39	.538	9-21	.429	18-21	.857	4-21-25	11	13	14	2	6	37	32	--	69
@ Minnesota		26-49	.531	8-17	.471	1-5	.200	5-17-22	15	18	13	3	6	27	34	--	61
Wisconsin	Pen, Wil, Tuc, Owe, Har	18-46	.391	9-26	.346	15-19	.789	8-23-31	13	9	10	3	5	32	28	--	60
Illinois		23-51	.451	4-9	.444	9-14	.643	5-20-25	20	12	8	3	6	26	33	--	59
Wisconsin	Pen, Wil, Tuc, Owe, Har	18-53	.340	8-28	.286	6-12	.500	13-19-32	16	13	11	3	6	25	25	--	50
vs. Ohio State		21-46	.457	5-9	.556	11-14	.786	8-25-33	17	10	11	3	6	30	28	--	58
Wisconsin	Pen, Wil, Tuc, Owe, Har	31-58	.534	6-16	.375	13-22	.591	10-24-34	16	16	9	2	7	41	40	--	81
vs. Weber State		29-71	.408	7-24	.292	9-15	.600	22-21-43	20	9	10	0	4	26	48	--	74
Wisconsin	Pen, Wil, Tuc, Owe, Har	22-57	.386	6-22	.273	11-17	.647	10-22-32	11	12	5	3	5	25	36	--	61
vs. Tulsa		26-59	.441	3-11	.273	5-5	1.000	11-30-41	16	12	11	3	1	32	28	--	60
Wisconsin	Pen, Wil, Tuc, Owe, Har	19-45	.422	8-21	.381	11-16	.688	7-19-26	20	9	15	1	7	28	29	--	57
vs. Kentucky		24-49	.490	1-5	.200	14-24	.583	12-21-33	17	9	14	4	10	32	31	--	63



## 2002-03 TEAM HIGHS/LOWS

## ■ Wisconsin Highs

**POINTS:** 91 vs. UNLV (12/7/02)  
**FIELD GOALS MADE:** 34, twice, MR vs. Penn State (2/1/03)  
**FIELD GOAL ATTEMPTS:** 67 vs. Northern Illinois (11/16/02)  
**FIELD GOAL PCT.:** .607 (34-56) vs. Penn State (2/1/03)  
**3-PT FIELD GOALS MADE:** 12 vs. Texas Southern (12/21/02)  
**3-PT FG ATTEMPTS:** 28 vs. Ohio State (3/14/03)  
**3-PT FG PCT.:** .600 (12-20) vs. Texas Southern (12/21/02)  
**FREE THROWS MADE:** 28 vs. UNLV (12/7/02)  
**FREE THROW ATTEMPTS:** 40 vs. UNLV (12/7/02)  
**FREE THROW PCT.:** .880 (22-25) vs. Indiana (2/15/03)  
**REBOUNDS:** 48 vs. UNLV (12/7/02)  
**ASSISTS:** 18, twice, MR vs. Michigan (2/26/03)  
**STEALS:** 16 vs. New Hampshire (12/11/02)  
**BLOCKED SHOTS:** 8 vs. Texas Southern (12/21/02)  
**TURNOVERS:** 17 at Michigan (1/8/03)  
**FOULS:** 22, twice, MR at Northwestern (2/8/03)

## ■ Wisconsin Lows

**POINTS:** 50 vs. Ohio State (3/14/03)  
**FIELD GOALS MADE:** 18, twice, MR vs. Ohio State (3/14/03)  
**FIELD GOAL ATTEMPTS:** 39 at Minnesota (3/2/03)  
**FIELD GOAL PCT.:** .317 (19-60) at Purdue (2/8/03)  
**3-PT FIELD GOALS MADE:** 3, four times, MR vs. Penn State (2/1/03)  
**3-PT FG ATTEMPTS:** 8 at Michigan (1/8/03)  
**3-PT FG PCT.:** .231 (3-13) vs. UNLV (12/7/02)  
**FREE THROWS MADE:** 6 vs. Ohio State (3/14/03)  
**FREE THROW ATTEMPTS:** 11, twice, MR at Penn State (2/19/03)  
**FREE THROW PCT.:** .500 (6-12) vs. Ohio State (3/14/03)  
**REBOUNDS:** 21 vs. Iowa (1/22/03)  
**ASSISTS:** 8 at Illinois (1/11/03)  
**STEALS:** 2 vs. UW-Milwaukee (11/23/02)  
**BLOCKED SHOTS:** 0, twice, MR at Illinois (1/11/03)  
**TURNOVERS:** 5, three times, MR vs. Tulsa (3/22/03)  
**FOULS:** 9, twice, MR vs. New Hampshire (12/11/02)

## ■ Opponent Highs

**POINTS:** 90 vs. Wake Forest (12/04/02)  
**FIELD GOALS MADE:** 33 vs. Wake Forest (12/04/02)  
**FIELD GOAL ATTEMPTS:** 71, twice, MR vs. Weber State (3/20/03)  
**FIELD GOAL PCT.:** .558 (24-43) vs. Iowa (1/22/03)  
**3-PT FIELD GOALS MADE:** 11 at Temple (1/2/03)  
**3-PT FG ATTEMPTS:** 26 at Temple (1/2/03)  
**3-PT FG PCT.:** .615 (8-13) at UW-Green Bay (11/30/02)  
**FREE THROWS MADE:** 25 at Purdue (2/8/03)  
**FREE THROW ATTEMPTS:** 32 at Purdue (2/8/03)  
**FREE THROW PCT.:** .923 (12-13) vs. Penn State (2/1/03)  
**REBOUNDS:** 46 at Purdue (2/8/03)  
**ASSISTS:** 18, twice, MR at Illinois (1/11/03)  
**STEALS:** 10 vs. Kentucky (3/27/03)  
**BLOCKED SHOTS:** 5 at Penn State (2/19/03)  
**TURNOVERS:** 25 vs. New Hampshire (12/11/02)  
**FOULS:** 28 vs. UNLV (12/7/02)

## ■ Opponent Lows

**POINTS:** 36 vs. New Hampshire (12/11/02)  
**FIELD GOALS MADE:** 15 vs. New Hampshire (12/11/02)  
**FIELD GOAL ATTEMPTS:** 42 vs. Michigan State (2/11/03)  
**FIELD GOAL PCT.:** .314 (16-51) vs. Michigan (2/26/03)  
**3-PT FIELD GOALS MADE:** 1, four times, MR vs. Kentucky (3/27/03)  
**3-PT FG ATTEMPTS:** 5 vs. Kentucky (3/27/03)  
**3-PT FG PCT.:** .071 (1-14) vs. Iowa (2/26/03)  
**FREE THROWS MADE:** 1 at Minnesota (3/2/03)  
**FREE THROW ATTEMPTS:** 4 at UW-Green Bay (11/30/02)  
**FREE THROW PCT.:** .200 (1-5) at Minnesota (3/2/03)  
**REBOUNDS:** 21 vs. Northwestern (1/29/03)  
**ASSISTS:** 5 vs. Chicago State (1/4/03)  
**STEALS:** 1, four times, MR vs. Michigan State (2/11/03)  
**BLOCKED SHOTS:** 0, four times, MR vs. Weber State (3/20/03)  
**TURNOVERS:** 7 vs. UW-Milwaukee (11/23/02)  
**FOULS:** 13, twice, MR at Ohio State (1/18/03)

## 2002-03 INDIVIDUAL SUPERLATIVES

	<b>WISCONSIN</b>	<b>OPPONENTS</b>
<b>POINTS</b>	28, Kirk Penney vs. Penn State (2/1/03)	31, Josh Howard, Wake Forest (12/04/02) 31, Brian Cook, Illinois (1/11/03)
<b>FIELD GOALS</b>	10, Kirk Penney vs. Penn State (2/1/03)	12, Josh Howard, Wake Forest (12/04/02) 12, Brian Cook, Illinois (1/11/03) 12, Marquis Estill, Kentucky (3/27/03)
<b>FIELD GOAL ATTEMPTS</b>	20, Kirk Penney at Illinois (1/11/03)	21, Slobodan Ocokoljic, Weber State (3/20/03) 21, Jermaine Boyette, Weber State (3/20/03)
<b>FG PCT. (5 made)</b>	1.000 (5-5), Alando Tucker vs. Wake Forest (12/4/02)	1.000 (5-5), Eugene Bates, N. Illinois (11/16/02)
<b>3-POINT FG</b>	5, Kirk Penney vs. E. Washington (11/15/02) 5, Alando Tucker vs. Texas Southern (12/21/02) 5, Devin Harris at Temple (1/2/03) 5, Kirk Penney at Minnesota (3/2/03) 5, Kirk Penney vs. Kentucky (3/27/03)	5, Daniel Horton, Michigan (1/8/03) 5, Sean Connolly, Ohio State (3/14/03)
<b>3-PT. FG PCT. (3 made)</b>	1.000 (5-5), Alando Tucker vs. TX South. (12/21/02) 1.000 (4-4), Clayton Hanson vs. N'western (2/8/03)	1.000 (3-3), Todd Townsend, Marquette (12/14/02) 1.000 (3-3), Alex Wesby, Temple (1/2/03)
<b>FREE THROWS MADE</b>	9, Freddie Owens vs. UW-Green Bay (11/30/02)	11, Jitim Young, Northwestern (2/8/03)
<b>FREE THROW ATTEMPTS</b>	10, Freddie Owens vs. UW-Green Bay (11/30/02) 10, Kirk Penney vs. UNLV (12/7/02) 10, Alando Tucker vs. UNLV (12/7/02)	14, Jitim Young, Northwestern (2/8/03)
<b>FT PCT. (6 made)</b>	1.000 (8-8), Freddie Owens vs. UNLV (12/7/02) 1.000 (7-7), Mike Wilkinson at Temple (1/2/03) 1.000 (6-6), Kirk Penney vs. E. Wash. (11/15/02) 1.000 (6-6), Devin Harris vs. Chicago State (1/4/03) 1.000 (6-6), Kirk Penney vs. Indiana (2/15/03) 1.000 (6-6), Alando Tucker at Minnesota (3/2/03)	1.000 (8-8), Brent Darby, Ohio State (3/14/03)
<b>REBOUNDS</b>	18, Alando Tucker vs. UNLV (12/7/02)	14, Glen Worley, Iowa (2/22/03) 14, Slobodan Ocokoljic, Weber State (3/20/03)
<b>ASSISTS</b>	7, Devin Harris vs. Penn State (2/1/03)	8, Marcus Banks, UNLV (12/7/02)
<b>BLOCKED SHOTS</b>	4, Mike Wilkinson vs. Texas Southern (12/21/02)	3, Jermaine Lewis, UNLV (12/7/02)
<b>STEALS</b>	5, Boo Wade vs. New Hampshire (12/11/02) 5, Devin Harris vs. Weber State (3/20/03)	4, Dalron Johnson, UNLV (12/7/02) 4, Sean Connolly, Ohio State (3/14/03) 4, Cliff Hawkins, Kentucky (3/37/03)
	40, Devin Harris at Temple (1/2/03) 40, Devin Harris at Illinois (1/11/03) 40, Devin Harris vs. Michigan State (2/11/03) 40, Devin Harris vs. Indiana (2/15/03) 40, Kirk Penney vs. Illinois (3/5/03) 40, Kirk Penney vs. Weber State (3/20/03) 40, Devin Harris vs. Weber State (3/20/03) 40, Alando Tucker vs. Tulsa (3/22/03) 40, Kirk Penney vs. Kentucky (3/27/03)	40, David Hawkins, Temple (1/2/03) 40, Brent Darby, Ohio State (3/14/03) 40, Jason Parker, Tulsa (3/22/03)



# 2002-03 SEASON BOXSCORES

## Wisconsin 81, E. Washington 55

(Nov. 15, Kohl Center - 16,374)

Wisconsin	MP	FG	3P	FT	R	F	A	TO	TP
Penney	34	7-14	5-6	6-6	7	2	2	2	25
Wilkinson	34	3-6	0-0	4-6	7	0	2	0	10
Mader	12	1-2	0-0	0-0	4	4	1	1	2
Owens	28	4-12	0-0	5-5	2	3	0	1	13
Harris	34	5-10	0-2	4-4	3	0	5	3	14
Ukawuba	1	0-0	0-0	0-0	0	0	0	0	0
Nixon	5	0-0	0-0	0-0	0	2	0	0	0
Chappell	1	0-0	0-0	0-0	0	0	0	0	0
Emerson	1	0-1	0-1	0-0	0	0	0	0	0
Wade	23	1-3	1-1	2-2	2	1	1	1	5
Hanson	4	2-4	0-2	1-1	2	0	0	0	5
Helmigk	9	1-2	0-0	0-1	4	3	1	1	2
Buchanan	1	0-0	0-0	0-0	0	0	0	0	0
Tucker	13	2-3	0-0	1-2	3	3	0	0	5
team					2	1			
<b>TOTALS</b>	<b>200</b>	<b>26-57</b>	<b>6-12</b>	<b>23-27</b>	<b>36</b>	<b>19</b>	<b>12</b>	<b>9</b>	<b>81</b>
		(.456)	(.500)	(.852)					

**Blocked Shots (3):** Wilkinson 1, Harris 1, Tucker 1  
**Steals (9):** Harris 4, Wade 2, Penney 1, Wilkinson 1, Helmigk 1

EWU	MP	FG	3P	FT	R	F	A	TO	TP
Hester	22	2-5	0-0	2-2	7	2	2	3	6
Williams	12	0-3	0-0	0-0	1	4	0	3	0
Axton	32	1-4	1-4	2-2	2	1	0	0	5
Merritt	28	2-8	1-4	4-4	2	2	1	3	9
Snow	35	9-15	0-1	2-4	6	3	2	4	20
Hull	3	0-0	0-0	0-0	0	0	0	0	0
Hunt	1	0-0	0-0	0-0	0	0	0	0	0
Pariseau	22	1-2	0-0	0-0	1	4	2	3	2
McCulloch	8	0-0	0-0	0-0	1	1	0	1	0
Browne	16	1-2	1-2	1-3	0	5	0	0	4
Smith	21	4-7	0-0	1-2	5	3	1	2	9
team					3				
<b>TOTALS</b>	<b>200</b>	<b>20-46</b>	<b>3-11</b>	<b>12-17</b>	<b>28</b>	<b>25</b>	<b>8</b>	<b>19</b>	<b>55</b>
		(.435)	(.273)	(.706)					

**Blocked Shots (3):** Hester 1, McCulloch 1, Smith 1  
**Steals (4):** Snow 2, Pariseau 2

**Halftime:** Wisconsin 34, Eastern Washington 25  
**Officials:** Kersey, Luckie, Natili

### Game Notes

- Freddie Owens and Mike Wilkinson started their first career game vs. Eastern Washington.
- Freshmen Andreas Helmigk, Alando Tucker, Boo Wade, John Emerson, Jason Chappell and Ray Nixon all saw their first collegiate action.
- Four of the Badgers' five starters scored in double figures, led by Kirk Penney's 25 points.

## Wisconsin 84, Northern Illinois 56

(Nov. 16, Kohl Center - 16,347)

Wisconsin	MP	FG	3P	FT	R	F	A	TO	TP
Harris	28	4-5	1-2	0-0	3	4	2	0	9
Wilkinson	25	2-11	0-3	5-5	7	0	0	2	9
Mader	15	3-6	0-0	0-0	8	2	0	0	6
Penney	29	7-14	1-4	4-6	7	3	2	1	19
Owens	31	7-12	1-2	4-6	2	1	1	0	19
Nixon	2	0-0	0-0	0-0	1	0	1	0	0
Wade	27	2-4	1-3	0-0	1	2	2	1	5
Hanson	5	0-1	0-0	0-0	0	0	0	0	0
Helmigk	11	3-5	0-0	0-0	2	1	1	1	6
Tucker	27	4-9	1-3	2-2	3	0	2	1	11
team					2				
<b>TOTALS</b>	<b>200</b>	<b>32-67</b>	<b>5-17</b>	<b>15-19</b>	<b>36</b>	<b>13</b>	<b>11</b>	<b>6</b>	<b>84</b>
		(.478)	(.294)	(.789)					

**Blocked Shots (0):**  
**Steals (12):** Harris 4, Mader 2, Penney 2, Tucker 2, Wilkinson 1, Owens 1

NIU	MP	FG	3P	FT	R	F	A	TO	TP
Smallwood	32	5-11	0-0	3-4	11	3	0	2	13
Sanders	29	3-3	0-0	0-0	2	3	0	4	6
Staten	25	3-10	0-2	3-5	8	4	3	6	9
Bates	25	5-5	0-0	1-3	4	2	3	3	11
Smith	18	2-6	0-2	0-0	3	1	0	1	4
Thompson	6	0-0	0-0	0-0	0	0	1	0	0
Maestranzi	9	0-1	0-1	0-0	0	0	0	0	0
McElroy	12	1-2	0-0	0-0	1	3	0	0	2
Sewasciuk	25	3-10	2-6	0-0	1	0	2	1	8
Peterson	12	1-4	1-3	0-0	1	0	0	1	3
McKenzie	7	0-0	0-0	0-0	1	1	1	0	0
team					0				
<b>TOTALS</b>	<b>200</b>	<b>23-52</b>	<b>3-14</b>	<b>7-12</b>	<b>32</b>	<b>18</b>	<b>10</b>	<b>18</b>	<b>56</b>
		(.442)	(.214)	(.583)					

**Blocked Shots (3):** Smallwood 1, Sanders 1, McKenzie 1  
**Steals (1):** Peterson 1

**Halftime:** Wisconsin 35, Northern Illinois 20  
**Officials:** Kersey, Luckie, Natili

### Game Notes

- Wisconsin earned the NABC tournament title with its win over Northern Illinois.
- Junior Freddie Owens was named tournament MVP after averaging 16.0 points in the Badgers' two victories.
- Senior Kirk Penney was also named to the all-tournament team.
- Alando Tucker scored 11 points for his first career double-figure scoring effort.

## Wisconsin 83, UW-Milwaukee 72

(Nov. 23, Kohl Center - 17,142)

Wisconsin	MP	FG	3P	FT	R	F	A	TO	TP
Mader	22	3-10	0-0	0-0	8	1	1	2	6
Wilkinson	30	3-8	0-0	4-5	9	3	3	3	10
Penney	31	4-8	1-1	6-7	4	0	2	3	15
Owens	28	5-10	2-4	5-6	3	4	3	1	17
Harris	37	5-9	3-5	6-7	10	1	1	1	19
Wade	23	1-2	0-0	1-3	3	3	3	1	3
Helmigk	1	0-0	0-0	0-0	0	0	0	0	0
Tucker	28	4-8	1-3	4-4	6	4	2	2	13
team					1				
<b>TOTALS</b>	<b>200</b>	<b>25-55</b>	<b>7-13</b>	<b>26-32</b>	<b>44</b>	<b>16</b>	<b>15</b>	<b>13</b>	<b>83</b>
		(.455)	(.538)	(.813)					

**Blocked Shots (5):** Wilkinson 2, Mader 1, Wade 1, Tucker 1  
**Steals (2):** Wilkinson 1, Owens 1

UWM	MP	FG	3P	FT	R	F	A	TO	TP
Paige	24	4-8	0-2	4-4	7	3	1	1	12
Tucker	35	7-20	2-10	2-2	7	3	2	0	18
Mielke	26	6-11	0-0	2-4	7	4	2	0	14
Winston	22	0-1	0-0	0-0	1	3	3	2	0
Frederick	29	3-8	2-6	0-0	1	1	1	0	8
Huff	13	3-7	0-0	0-0	5	1	0	0	6
Jones	25	4-10	1-5	2-3	2	4	2	3	11
Weisse	8	0-1	0-1	0-0	0	1	0	0	0
Lettenberger	16	1-4	1-1	0-0	1	2	1	0	3
Sanders	2	0-0	0-0	0-0	0	1	0	0	0
team					2				1
<b>TOTALS</b>	<b>200</b>	<b>28-70</b>	<b>6-25</b>	<b>10-13</b>	<b>33</b>	<b>23</b>	<b>12</b>	<b>7</b>	<b>72</b>
		(.400)	(.240)	(.769)					

**Blocked Shots (3):** Tucker 1, Mielke 1, Jones 1  
**Steals (6):** Tucker 2, Jones 2, Paige 1, Frederick 1

**Halftime:** Wisconsin 37, UW-Milwaukee 26  
**Officials:** Welmer, Mayborg, Crawford

### Game Notes

- Devin Harris recorded his second career "double-double" with 19 points and 10 rebounds.
- Five Badgers scored in double figures, led by Harris' 19 points.
- The Badgers led by as many as 23 points (with 6:54 left in the game) but UWM cut its deficit to five points on three occasions. Wisconsin outscored the Panthers 8-2 in the final minute.
- Wisconsin had just two steals vs. UWM, a season-low.

2002-03 SEASON REVIEW

**Wisconsin 69,  
UW-Green Bay 52**

(Nov. 30, Resch Center - 9,705)

Wisconsin	MP	FG	3P	FT	R	F	A	TO	TP
Wilkinson	33	1-5	0-2	2-4	6	3	1	2	4
Mader	17	2-5	0-0	0-0	6	4	2	0	4
Penney	36	7-14	2-6	2-2	3	1	1	2	18
Owens	35	5-12	0-3	9-10	4	0	2	0	19
Harris	35	4-10	2-3	2-2	6	0	2	1	12
Wade	16	2-3	0-1	0-0	1	0	1	0	4
Buchanan	0+	0-0	0-0	0-0	0	0	0	0	0
Tucker	28	3-8	0-1	2-4	5	1	0	2	8
team					6				
<b>TOTALS</b>	<b>200</b>	<b>24-57</b>	<b>4-16</b>	<b>17-22</b>	<b>37</b>	<b>9</b>	<b>9</b>	<b>7</b>	<b>69</b>
		(.421)	(.250)	(.773)					

**Blocked Shots (5):** Wilkinson 2, Harris 2, Mader 1  
**Steals (10):** Harris 4, Wilkinson 2, Owens 2, Wade 1, Tucker 1

UWGB	MP	FG	3P	FT	R	F	A	TO	TP
Jessup	24	0-1	0-0	0-0	8	2	1	1	0
Babcock	30	5-13	0-0	2-4	5	4	2	4	12
Hansen	36	5-12	4-8	0-0	2	4	1	1	14
N'diaye	15	0-4	0-0	0-0	3	4	1	1	0
Rohde	38	4-10	2-2	0-0	2	3	5	4	10
Monfre	8	0-1	0-0	0-0	0	1	0	1	0
Parker	8	0-2	0-0	0-0	0	1	0	2	0
Scheidt	1	0-0	0-0	0-0	0	0	0	0	0
Hughes	23	4-9	2-3	0-0	5	0	2	1	10
King	17	3-4	0-0	0-0	4	5	1	2	6
team					6				
<b>TOTALS</b>	<b>200</b>	<b>21-56</b>	<b>8-13</b>	<b>2-4</b>	<b>35</b>	<b>24</b>	<b>13</b>	<b>17</b>	<b>52</b>
		(.375)	(.615)	(.500)					

**Blocked Shots (4):** Hansen 2, Jessup 1, Hughes 1  
**Steals (1):** Hansen 1

**Halftime:** Wisconsin 32, UW-Green Bay 26  
**Officials:** Crawford, Simpson, Bracco

**Game Notes**

- Wisconsin scored 12 of the game's final 14 points to break open a tight game.
- Freddie Owens went 9-10 from the free throw line, the most free throws made by a Badger all season.
- This was the first game at UW-Green Bay's new home arena, the Resch Center.
- Wisconsin is now 9-0 all-time against UWGB.

**Wake Forest 90,  
Wisconsin 80**

(Dec. 4, Kohl Center - 16,624)

Wisconsin	MP	FG	3P	FT	R	F	A	TO	TP
Penney	36	5-11	2-4	4-8	6	1	6	2	16
Wilkinson	37	4-9	1-4	0-0	5	4	4	2	9
Mader	9	0-1	0-0	2-2	1	1	1	0	2
Owens	35	7-15	0-4	5-7	0	3	0	3	19
Harris	37	6-11	4-8	3-4	9	4	4	3	19
Nixon	3	0-1	0-1	0-0	0	1	0	0	0
Wade	15	1-3	0-1	0-1	0	3	1	1	2
Tucker	28	5-5	2-2	1-2	5	4	0	2	13
team					1				
<b>TOTALS</b>	<b>200</b>	<b>28-56</b>	<b>9-24</b>	<b>15-24</b>	<b>27</b>	<b>21</b>	<b>16</b>	<b>13</b>	<b>80</b>
		(.500)	(.375)	(.625)					

**Blocked Shots (2):** Wilkinson 2  
**Steals (6):** Penney 2, Harris 2, Owens 1, Wade 1

WFU	MP	FG	3P	FT	R	F	A	TO	TP
Howard	33	12-19	3-5	4-4	9	4	3	4	31
Danelius	26	2-4	0-0	2-2	9	4	0	2	6
Williams	15	2-4	0-0	2-2	3	4	0	3	6
Gray	33	7-13	2-7	4-4	3	3	3	0	20
Downey	37	4-6	2-3	5-5	4	2	4	2	15
Ellis	23	3-4	0-0	0-1	2	1	1	1	6
Levy	11	0-1	0-1	0-0	2	1	0	2	0
Strickland	22	3-10	0-3	0-1	3	4	1	0	6
team					2				
<b>TOTALS</b>	<b>200</b>	<b>33-61</b>	<b>7-19</b>	<b>17-19</b>	<b>37</b>	<b>23</b>	<b>12</b>	<b>14</b>	<b>90</b>
		(.541)	(.368)	(.895)					

**Blocked Shots (2):** Williams 1, Strickland 1  
**Steals (5):** Howard 2, Williams 1, Gray 1, Ellis 1

**Halftime:** Wake Forest 39, Wisconsin 29  
**Officials:** Hightower, Sanzere, McDonald

**Game Notes**

- The loss snapped Wisconsin's home win streak at 14 games.
- The Badgers fell to 1-3 all-time in the ACC-Big Ten Challenge.
- UW pulled within 82-78 with 58 seconds left but Wake Forest made eight straight free throws to seal the game.
- Wake Forest's 90 points were the most by a Badger opponent all season.

**Wisconsin 91,  
UNLV 74**

(Dec. 7, Kohl Center - 16,919)

Wisconsin	MP	FG	3P	FT	R	F	A	TO	TP
Penney	38	5-18	0-6	7-10	7	1	3	0	17
Tucker	37	9-14	0-1	6-10	18	2	2	0	24
Wilkinson	31	6-9	0-1	3-4	10	4	3	3	15
Owens	28	3-9	1-1	8-8	4	3	3	2	15
Harris	26	7-11	2-3	4-6	4	4	2	1	20
Nixon	4	0-0	0-0	0-0	0	1	0	0	0
Wade	29	0-1	0-1	0-0	0	3	3	6	0
Hanson	0+	0-0	0-0	0-0	0	0	0	0	0
Mader	7	0-0	0-0	0-2	2	1	0	0	0
team					3				
<b>TOTALS</b>	<b>200</b>	<b>30-62</b>	<b>3-13</b>	<b>28-40</b>	<b>48</b>	<b>19</b>	<b>16</b>	<b>12</b>	<b>91</b>
		(.484)	(.231)	(.700)					

**Blocked Shots (3):** Penney 2, Tucker 1  
**Steals (6):** Wade 4, Penney 1, Harris 1

UNLV	MP	FG	3P	FT	R	F	A	TO	TP
Lewis	36	2-8	0-1	1-2	13	1	5	1	5
Johnson	28	8-15	0-2	3-3	3	4	2	5	19
Edwards	21	8-11	0-0	0-1	5	2	1	2	16
Hunter	23	1-6	1-3	0-0	1	5	1	1	3
Banks	35	2-12	0-3	3-5	4	4	8	2	7
Turner	15	1-5	1-2	0-0	1	5	1	0	3
Pearson	8	1-3	0-0	1-2	3	0	0	0	3
Bigby	5	0-1	0-0	0-0	0	2	0	0	0
Peters	25	9-10	0-0	0-3	3	4	0	1	18
Knoche	4	0-0	0-0	0-0	0	1	0	0	0
team					3				
<b>TOTALS</b>	<b>200</b>	<b>32-71</b>	<b>2-11</b>	<b>8-16</b>	<b>36</b>	<b>28</b>	<b>18</b>	<b>12</b>	<b>74</b>
		(.451)	(.182)	(.500)					

**Blocked Shots (4):** Lewis 3, Edwards 1  
**Steals (9):** Johnson 4, Turner 2, Peters 2, Pearson 1

**Halftime:** Wisconsin 47, UNLV 31  
**Officials:** Chrisman, Zechter, Smith

**Game Notes**

- Alando Tucker scored a career-high 24 points and added a personal-best 18 rebounds in his first career start.
- Tucker set a school record with 11 offensive rebounds.
- Tucker's 18 rebounds were the most by a Badger since Rashard Griffith had 18 boards vs. Iowa on Jan. 21, 1995.
- Mike Wilkinson (15 points/10 rebounds) joined Tucker with a "double-double," making them the first UW teammates to record a "double-double" in the same game since Dec. 31, 1995.
- All five Badger starters scored at least 15 points. Wisconsin did not get a single point from its bench.
- Wisconsin's 91 points were a season high.



**Wisconsin 85,  
New Hampshire 36**

(Dec. 11, Kohl Center - 16,383)

Wisconsin	MP	FG	3P	FT	R	F	A	TO	TP
Tucker	23	5-8	0-2	0-1	6	1	1	1	10
Wilkinson	19	1-3	0-1	2-2	2	1	1	0	4
Penney	30	7-14	2-7	0-0	8	1	5	1	16
Owens	24	7-11	1-2	2-2	3	1	0	1	17
Harris	29	4-5	2-3	5-5	5	0	3	1	15
Ukawuba	3	2-2	0-0	0-0	0	0	0	0	4
Nixon	13	0-2	0-1	0-0	0	1	0	1	0
Chappell	4	0-2	0-0	0-0	1	0	0	0	0
Emerson	2	0-0	0-0	0-0	0	0	0	0	0
Wade	17	2-3	0-1	0-0	3	2	3	3	4
Hanson	8	2-5	0-2	1-2	3	0	0	0	5
Helmigk	10	1-2	0-0	0-1	4	2	2	2	2
Mader	14	3-5	0-0	2-2	0	0	1	1	8
Buchanan	4	0-1	0-1	0-0	0	0	0	0	0
team									3
<b>TOTALS</b>	<b>200</b>	<b>34-67</b>	<b>5-20</b>	<b>12-15</b>	<b>38</b>	<b>9</b>	<b>16</b>	<b>11</b>	<b>85</b>
		<b>(.540)</b>	<b>(.250)</b>	<b>(.800)</b>					

**Blocked Shots (6):** Mader 3, Helmigk 1, Wade 1, Penney 1

**Steals (16):** Wade 5, Tucker 2, Wilkinson 2, Penney 2, Harris 2, Owens 1, Helmigk 1, Mader 1

UNH	MP	FG	3P	FT	R	F	A	TO	TP
Sturgill	32	4-9	0-1	2-3	8	3	1	4	10
Walker	19	1-4	1-2	0-0	2	3	0	5	3
Peterson	37	2-5	0-0	2-4	3	4	1	2	6
Bullock	30	0-5	0-4	0-0	0	2	1	1	0
Karlais	17	1-4	0-2	0-0	3	0	2	4	2
Childs	7	0-0	0-0	0-0	0	1	0	4	0
Friel	8	1-1	1-1	0-0	1	1	0	0	3
Dennis	25	6-11	0-1	0-0	1	0	0	3	12
Williams	14	0-6	0-2	0-0	1	2	1	1	0
Salis	11	0-2	0-0	0-0	2	0	0	1	0
team									7
<b>TOTALS</b>	<b>200</b>	<b>15-47</b>	<b>2-13</b>	<b>4-7</b>	<b>28</b>	<b>16</b>	<b>6</b>	<b>25</b>	<b>36</b>
		<b>(.319)</b>	<b>(.154)</b>	<b>(.571)</b>					

**Blocked Shots (0):** None

**Steals (4):** Peterson 3, Karlais 1

**Halftime:** Wisconsin 49, New Hampshire 16

**Officials:** Hightower, Clark, Drury

**Game Notes**

- New Hampshire's 36 points were the fewest by a UW opponent since Jan. 17, 1998 when Northwestern scored 33 points vs. the Badgers.
- Wisconsin's 49-point margin of victory is the fourth-largest in school history and the biggest since a 55-point win over Denver on Dec. 14, 1988.
- Four Badgers scored in double figures as all 14 Wisconsin players saw action.

**Marquette 63,  
Wisconsin 54**

(Dec. 14, Bradley Center - 18,677)

Wisconsin	MP	FG	3P	FT	R	F	A	TO	TP
Harris	30	5-13	3-7	4-5	5	3	1	1	17
Tucker	34	3-8	0-3	4-6	6	3	0	1	10
Wilkinson	31	4-8	1-2	0-0	7	2	2	2	9
Penney	37	3-10	0-4	1-2	4	1	6	2	7
Owens	36	2-9	0-2	0-0	1	3	3	2	4
Wade	18	1-2	1-1	0-0	0	1	0	1	3
Mader	14	1-2	0-0	2-2	0	2	1	1	4
team									4
<b>TOTALS</b>	<b>200</b>	<b>19-52</b>	<b>5-19</b>	<b>11-15</b>	<b>27</b>	<b>15</b>	<b>13</b>	<b>10</b>	<b>54</b>
		<b>(.365)</b>	<b>(.263)</b>	<b>(.733)</b>					

**Blocked Shots (1):** Mader 1

**Steals (5):** Harris 3, Wilkinson 1, Mader 1

Marquette	MP	FG	3P	FT	R	F	A	TO	TP
Townsend	33	3-3	3-3	0-0	1	3	2	0	9
Merritt	27	4-8	0-1	0-0	5	3	0	1	8
Jackson	33	3-7	0-0	4-4	8	0	1	3	10
Wade	33	11-17	0-0	3-5	4	1	3	4	25
Diener	37	1-4	1-4	4-4	1	0	6	4	7
Novak	8	1-2	0-1	0-0	4	3	0	0	2
Chapman	10	0-2	0-0	0-0	1	1	0	0	0
Sanders	19	1-3	0-0	0-0	3	2	0	0	2
team									3
<b>TOTALS</b>	<b>200</b>	<b>24-46</b>	<b>4-9</b>	<b>11-13</b>	<b>30</b>	<b>13</b>	<b>12</b>	<b>12</b>	<b>63</b>
		<b>(.522)</b>	<b>(.444)</b>	<b>(.846)</b>					

**Blocked Shots (3):** Merritt 1, Wade 1, Sanders 1

**Steals (7):** Diener 3, Merritt 2, Townsend 1, Jackson 1

**Halftime:** Wisconsin 29, Marquette 28

**Officials:** Welmer, O'Neill, Hillary

**Game Notes**

- The win was Marquette's first over Wisconsin in the last five years.
- Kirk Penney's seven points were the fewest he had during the regular season.
- Devin Harris scored 13 of his UW-best 17 points in the first half.
- Wisconsin pulled within 55-52 with 1:40 remaining but Marquette finished the game on an 8-2 run.

**Wisconsin 81,  
Texas Southern 58**

(Dec. 21, Kohl Center - 16,719)

Wisconsin	MP	FG	3P	FT	R	F	A	TO	TP
Tucker	35	8-9	5-5	1-1	4	2	2	3	22
Wilkinson	30	3-6	1-3	5-6	4	0	2	2	12
Penney	32	9-18	2-4	3-4	5	3	3	2	23
Owens	23	1-6	1-1	3-4	5	3	3	1	6
Harris	35	3-7	2-4	1-2	5	0	2	2	9
Nixon	4	0-1	0-1	0-0	0	0	0	0	0
Wade	19	0-1	0-0	0-0	2	1	5	3	0
Hanson	7	1-3	1-2	0-0	1	0	0	1	3
Helmigk	5	1-1	0-0	0-0	2	1	0	0	2
Mader	10	2-3	0-0	0-0	4	3	0	1	4
team									1
<b>TOTALS</b>	<b>200</b>	<b>28-55</b>	<b>12-20</b>	<b>13-17</b>	<b>33</b>	<b>13</b>	<b>17</b>	<b>15</b>	<b>81</b>
		<b>(.509)</b>	<b>(.600)</b>	<b>(.765)</b>					

**Blocked Shots (8):** Wilkinson 4, Mader 2, Penney 1, Harris 1

**Steals (11):** Harris 3, Owens 2, Penney 2, Tucker 2, Wilkinson 1, Mader 1

TX South.	MP	FG	3P	FT	R	F	A	TO	TP
Butler	19	1-5	0-1	0-0	1	3	2	1	2
Dabney	19	0-1	0-1	0-0	2	1	3	3	0
Timmons	22	3-4	2-3	0-0	1	3	0	0	8
Barrett	7	0-0	0-0	0-0	1	2	0	0	0
Hollis	35	3-15	2-10	4-4	6	1	2	6	12
Walker	19	1-1	0-0	1-2	0	2	2	3	3
Willis	24	7-12	3-4	2-3	3	1	0	1	19
Lovett	31	3-8	1-3	2-2	7	1	2	3	9
Sneed	2	0-0	0-0	0-0	0	2	0	0	0
Hogan	4	1-2	1-2	0-0	0	0	0	0	3
Bell	6	0-0	0-0	0-0	0	0	0	1	0
Clark	12	1-2	0-0	0-0	2	1	2	1	2
team									2
<b>TOTALS</b>	<b>200</b>	<b>20-50</b>	<b>9-24</b>	<b>9-11</b>	<b>25</b>	<b>17</b>	<b>13</b>	<b>19</b>	<b>58</b>
		<b>(.400)</b>	<b>(.375)</b>	<b>(.818)</b>					

**Blocked Shots (3):** Dabney 1, Willis 1, Lovett 1

**Steals (7):** Walker 2, Lovett 2, Butler 1, Dabney 1, Hogan 1

**Halftime:** Wisconsin 45, Texas Southern 28

**Officials:** Bova, Drury, Clark

**Game Notes**

- Alando Tucker went 8-9 from the field, including 5-5 from three-point range.
- For the game, the Badgers were 12-20 from three-point range, their best shooting performance from beyond the arc all season.
- Wisconsin used a 21-3 run late in the first half to break open a 22-20 game.

### Wisconsin 75, Ohio 51

(Dec. 23, Kohl Center - 17,142)

Wisconsin	MP	FG	3P	FT	R	F	A	TO	TP
Tucker	33	7-11	0-1	4-7	6	3	0	0	18
Wilkinson	25	5-9	1-1	1-2	7	3	3	0	12
Penney	31	3-8	0-1	2-2	7	0	4	4	8
Owens	27	4-9	0-2	0-0	1	1	1	1	8
Harris	38	4-10	1-4	4-6	6	1	4	1	13
Ukawuba	2	0-1	0-0	0-0	0	1	0	0	0
Nixon	2	0-1	0-1	0-0	2	0	1	0	0
Chappell	1	1-1	1-1	0-0	0	0	0	0	3
Emerson	1	1-1	0-0	0-0	1	0	0	0	2
Wade	25	3-6	1-2	2-2	5	2	4	0	9
Hanson	1	0-0	0-0	0-0	0	0	0	0	0
Helmigk	2	0-1	0-1	0-2	2	0	0	0	0
Mader	11	1-1	0-0	0-0	0	1	1	0	2
Buchanan	1	0-0	0-0	0-0	0	0	0	0	0
team					2				
<b>TOTALS</b>	<b>200</b>	<b>29-59</b>	<b>4-14</b>	<b>13-21</b>	<b>39</b>	<b>12</b>	<b>18</b>	<b>6</b>	<b>75</b>
		(.492)	(.286)	(.619)					

**Blocked Shots (1):** Mader 1

**Steals (9):** Tucker 2, Harris 2, Mader 2, Wilkinson 1, Penney 1, Owens 1

Ohio	MP	FG	3P	FT	R	F	A	TO	TP
Esterkamp	31	4-8	4-7	2-2	3	4	3	2	14
Hunter	34	4-16	0-1	3-3	7	4	4	6	11
Barrett	22	4-8	0-0	1-1	5	3	0	1	9
Stephens	25	1-3	0-0	0-0	1	2	0	1	2
Harris	34	3-6	2-3	0-0	4	3	3	1	8
Kiekow	2	0-0	0-0	0-1	0	0	0	0	0
Bota	3	0-0	0-0	0-0	0	1	0	1	0
King	4	0-0	0-0	0-0	0	0	0	0	0
Bridgewater	4	0-1	0-0	0-0	0	0	0	0	0
Halbert	22	1-1	1-1	2-2	4	1	2	2	5
Johnson	19	1-4	0-0	0-0	0	2	0	1	2
team					2				
<b>TOTALS</b>	<b>200</b>	<b>18-47</b>	<b>7-12</b>	<b>8-9</b>	<b>26</b>	<b>20</b>	<b>12</b>	<b>15</b>	<b>51</b>
		(.383)	(.583)	(.889)					

**Blocked Shots (4):** Esterkamp 2, Barrett 1, Stephens 1

**Steals (3):** Esterkamp 1, Hunter 1, Harris 1

**Halftime:** Wisconsin 36, Ohio 30

**Officials:** Hillary, Hightower, Mayborg

#### Game Notes

- Ohio jumped out to an early 12-2 lead but Wisconsin quickly fought back to tie the game at 14-14.
- The Badgers didn't take the lead until a lay-up by Freddie Owens with 7:40 left in the first half.
- Wisconsin finished the game on a 15-0 run as Ohio didn't score for the final 5:25 of the game.
- Ohio's Brandon Hunter, the Bobcats' leading scorer, was held to 11 points (4-16 shooting) and seven rebounds.

### Wisconsin 80, Temple 67

(Jan. 2, Liacouras Center - 5,042)

Wisconsin	MP	FG	3P	FT	R	F	A	TO	TP
Tucker	37	3-4	1-1	2-4	5	2	1	1	9
Wilkinson	35	3-5	0-0	7-7	5	3	2	1	13
Penney	37	6-10	1-2	3-4	5	2	5	3	16
Owens	33	4-6	2-3	7-8	1	1	2	4	17
Harris	40	6-11	5-10	4-4	9	2	4	1	21
Nixon	4	1-2	0-1	0-0	2	2	0	0	2
Wade	14	1-3	0-1	0-0	0	1	2	1	2
team					4			1	
<b>TOTALS</b>	<b>200</b>	<b>24-41</b>	<b>9-18</b>	<b>23-27</b>	<b>31</b>	<b>13</b>	<b>16</b>	<b>12</b>	<b>80</b>
		(.585)	(.500)	(.852)					

**Blocked Shots (2):** Tucker 1, Wilkinson 1

**Steals (3):** Wilkinson 1, Owens 1, Harris 1

Temple	MP	FG	3P	FT	R	F	A	TO	TP
Wesby	25	7-8	3-3	0-0	1	4	0	3	17
Robinson	30	1-4	0-2	0-0	8	1	2	0	2
Butler	3	1-1	0-0	0-0	0	2	0	0	2
Collins	39	4-8	0-2	0-0	0	5	5	3	8
Hawkins	40	7-20	4-9	2-3	2	4	2	0	20
Polk	20	5-11	4-7	0-0	0	1	0	2	14
Elliot	8	0-0	0-0	0-0	0	0	0	0	0
Gaither	1	0-0	0-0	0-0	0	0	1	0	0
Smith	20	0-3	0-1	2-3	4	4	1	0	2
Murry	14	0-2	0-2	2-2	4	1	0	0	2
team					3				
<b>TOTALS</b>	<b>200</b>	<b>25-57</b>	<b>11-26</b>	<b>6-8</b>	<b>22</b>	<b>22</b>	<b>11</b>	<b>8</b>	<b>67</b>
		(.439)	(.423)	(.750)					

**Blocked Shots (2):** Collins 1, Murry 1

**Steals (3):** Wesby 1, Hawkins 1, Polk

**Halftime:** Wisconsin 42, Temple 31

**Officials:** Burr, DeMayo, Sanzere

#### Game Notes

- The Badgers had 10 days off between the Ohio and Temple games.
- Devin Harris hit all five of his three-pointers in the first half, including three in a row in a span of two minutes to give Wisconsin a 40-24 lead, its largest of the first half.
- The Badgers' 80 points were the most by a Temple opponent at the Liacouras Center as were the UW's 42 points in the first half.
- Wisconsin shot 58.5 percent from the field for the game, including 66.7 percent (14-21) in the first half.

### Wisconsin 73, Chicago State 45

(Jan. 4, Kohl Center - 17,142)

Wisconsin	MP	FG	3P	FT	R	F	A	TO	TP
Tucker	25	4-6	0-1	3-4	4	4	1	0	11
Wilkinson	25	1-1	0-0	4-4	7	1	2	4	6
Penney	25	6-10	2-3	0-0	4	2	3	4	14
Owens	24	4-8	0-2	2-4	2	0	1	5	10
Harris	33	5-7	3-4	6-6	0	0	5	1	19
Ukawuba	2	0-0	0-0	0-0	0	0	0	0	0
Nixon	16	2-6	0-1	0-1	3	1	0	0	4
Chappell	1	0-0	0-0	0-0	0	0	0	0	0
Wade	24	0-3	0-1	0-0	2	1	1	0	0
Hanson	6	1-3	1-3	0-0	0	0	0	0	3
Helmigk	7	1-1	0-0	0-0	3	3	1	0	2
Mader	11	2-2	0-0	0-1	4	2	0	0	4
Buchanan	1	0-0	0-0	0-0	0	0	1	0	0
team					2				
<b>TOTALS</b>	<b>200</b>	<b>26-47</b>	<b>6-15</b>	<b>15-20</b>	<b>31</b>	<b>14</b>	<b>15</b>	<b>14</b>	<b>73</b>
		(.553)	(.400)	(.750)					

**Blocked Shots (7):** Wilkinson 2, Helmigk 2, Harris 1, Nixon 1, Chappell 1

**Steals (11):** Owens 4, Harris 2, Tucker 2, Wilkinson 1, Nixon 1, Wade 1

Chicago St.	MP	FG	3P	FT	R	F	A	TO	TP
Smallwood	24	2-6	0-0	1-2	1	0	0	2	5
Perry	31	4-8	1-1	1-1	3	2	0	1	10
Franklin	29	2-7	1-3	2-2	3	5	3	4	7
Wimmer	26	3-7	1-2	1-2	1	2	1	2	8
Turner	28	4-5	0-1	0-0	1	0	1	3	8
Gray	2	0-1	0-0	0-0	0	0	0	0	0
Mlachnik	23	1-4	1-1	0-0	2	2	0	2	3
Thomas	10	0-4	0-3	0-0	1	1	0	2	0
Hansbro	12	0-0	0-0	2-2	2	5	0	2	2
Carter	10	1-2	0-0	0-0	5	1	0	0	2
Bone	5	0-1	0-0	0-0	1	2	0	2	0
team					2				
<b>TOTALS</b>	<b>200</b>	<b>17-45</b>	<b>4-11</b>	<b>7-9</b>	<b>22</b>	<b>20</b>	<b>5</b>	<b>20</b>	<b>45</b>
		(.378)	(.364)	(.778)					

**Blocked Shots (1):** Perry 1

**Steals (7):** Franklin 2, Smallwood 1, Perry 1, Wimmer 1, Mlachnik 1, Carter 1

**Halftime:** Wisconsin 29, Chicago State 21

**Officials:** Monje, Maracich, Evans

#### Game Notes

- Wisconsin opened the second half with a 16-5 run.
- The Badgers shot better than 55 percent from the field for the second straight game, including .625 (15-24) in the second half.
- Freshman Ray Nixon had career-highs of four points and 16 minutes played.

2002-03 SEASON REVIEW



**Michigan 66,  
Wisconsin 65**

(Jan. 8, Crisler Arena - 8,809)

Wisconsin	MP	FG	3P	FT	R	F	A	TO	TP
Penney	39	6-10	1-2	3-4	9	2	4	3	16
Tucker	37	5-11	0-1	5-6	3	0	1	2	15
Wilkinson	33	3-10	0-2	2-2	9	3	3	2	8
Owens	33	4-6	1-1	0-0	3	2	1	5	9
Harris	25	3-9	1-2	2-4	0	4	1	3	9
Mader	9	2-3	0-0	0-1	3	3	0	0	4
Wade	23	1-1	0-0	2-4	2	1	2	1	4
Nixon	1	0-0	0-0	0-0	0	1	0	1	0
team					1				
<b>TOTALS</b>	<b>200</b>	<b>24-50</b>	<b>3-8</b>	<b>14-21</b>	<b>30</b>	<b>16</b>	<b>12</b>	<b>17</b>	<b>65</b>
		(.480)	(.375)	(.667)					

**Blocked Shots (1):** Wilkinson 1  
**Steals (6):** Harris 2, Wade 2, Penney 1, Tucker 1

Michigan	MP	FG	3P	FT	R	F	A	TO	TP
Robinson, Jr.	38	4-11	0-0	3-3	7	1	1	4	11
Blanchard	32	6-18	4-9	1-2	11	2	1	2	17
Brown	16	3-3	0-0	2-2	4	3	0	1	8
Horton	38	8-13	5-7	4-4	1	4	7	4	25
Abram	28	1-2	0-0	1-1	5	2	3	5	3
Hunter	23	1-4	0-0	0-0	1	3	0	2	2
Groninger	15	0-3	0-3	0-0	1	2	1	0	0
Bailey	9	0-1	0-0	0-0	3	1	0	1	0
Harrell	1	0-0	0-0	0-0	0	0	0	0	0
team					2				
<b>TOTALS</b>	<b>200</b>	<b>23-55</b>	<b>9-19</b>	<b>11-12</b>	<b>35</b>	<b>18</b>	<b>13</b>	<b>19</b>	<b>66</b>
		(.418)	(.474)	(.917)					

**Blocked Shots (1):** Horton 1  
**Steals (5):** Robinson 2, Horton 2, Blanchard 1

**Halftime:** Wisconsin 34, Michigan 31  
**Officials:** Hightower, Bova, Lickliter

**Game Notes**

- Michigan went on a 22-6 run over the final 5:36 to pull out the victory.
- LaVell Blanchard and Daniel Horton combined to hit six three-pointers over that span.
- Horton's driving layup with 7.6 seconds left proved to be the game-winning basket.
- Devin Harris played just seven minutes in the first half after picking up two fouls.
- The Badgers' 17 turnovers were a season high.

**Illinois 69,  
Wisconsin 63**

(Jan. 11, Assembly Hall - 16,500)

Wisconsin	MP	FG	3P	FT	R	F	A	TO	TP
Harris	40	3-7	0-3	4-5	1	2	1	1	10
Tucker	28	4-10	0-2	4-5	7	4	0	1	12
Wilkinson	23	2-4	0-1	1-1	2	5	0	1	5
Penney	34	8-20	2-8	0-0	12	1	4	4	18
Owens	27	3-5	1-2	0-0	1	2	1	2	7
Wade	20	2-3	1-1	1-3	3	0	1	0	6
Helmigk	6	0-0	0-0	1-3	0	0	0	0	1
Mader	22	2-5	0-0	0-0	5	4	1	1	4
team					0				
<b>TOTALS</b>	<b>200</b>	<b>24-54</b>	<b>4-17</b>	<b>11-17</b>	<b>31</b>	<b>18</b>	<b>8</b>	<b>10</b>	<b>63</b>
		(.444)	(.235)	(.647)					

**Blocked Shots (0):** None  
**Steals (4):** Harris 1, Wilkinson 1, Wade 1, Mader 1

Illinois	MP	FG	3P	FT	R	F	A	TO	TP
Williams	21	0-2	0-0	0-0	2	3	5	0	0
Cook	26	12-19	2-3	5-6	9	3	0	3	31
Augustine	33	8-10	1-1	0-0	8	4	2	1	17
Brown	38	2-6	2-3	0-2	3	2	6	1	6
Harrington	32	2-6	2-6	0-0	2	0	3	1	6
Head	19	1-2	1-1	4-4	1	2	2	1	7
Ferguson	8	0-1	0-0	0-0	0	0	0	0	0
Wilson	2	0-0	0-0	0-0	0	0	0	0	0
Powell	11	0-1	0-1	0-0	2	2	0	0	0
Smith	10	0-3	0-0	2-2	1	2	0	3	2
team					1				
<b>TOTALS</b>	<b>200</b>	<b>25-50</b>	<b>8-15</b>	<b>11-14</b>	<b>29</b>	<b>18</b>	<b>18</b>	<b>10</b>	<b>69</b>
		(.500)	(.523)	(.786)					

**Blocked Shots (0):** None  
**Steals (3):** Williams 1, Augustine 1, Brown 1

**Halftime:** Illinois 36, Wisconsin 30  
**Officials:** Steed, Crawford, Wymer

**Game Notes**

- After leading 23-19 with 9:11 left in the first half, Wisconsin scored just seven points the rest of the half.
- The Badgers also missed 12 of their first 13 shots in the second stanza.
- A late 6-0 run cut the Illini lead to 65-59 with 29 seconds left but Wisconsin never got closer than that.
- Brian Cook's 31 points were the most by a Badger opponent (tying Wake Forest's Josh Howard) this season.

**Wisconsin 66,  
Minnesota 50**

(Jan. 15, Kohl Center - 17,142)

Wisconsin	MP	FG	3P	FT	R	F	A	TO	TP
Tucker	33	3-8	1-2	3-4	5	2	2	0	10
Wilkinson	27	4-9	1-3	0-0	4	4	1	1	9
Penney	35	8-12	2-5	4-5	7	2	4	5	22
Owens	31	1-8	0-2	2-2	5	0	2	3	4
Harris	36	7-13	2-5	1-2	10	1	2	5	17
Wade	19	1-3	0-2	0-0	1	1	1	1	2
Helmigk	3	0-0	0-0	0-0	0	0	1	0	0
Mader	16	1-2	0-0	0-0	4	4	2	1	2
team					4				
<b>TOTALS</b>	<b>200</b>	<b>25-55</b>	<b>6-19</b>	<b>10-13</b>	<b>40</b>	<b>14</b>	<b>15</b>	<b>16</b>	<b>66</b>
		(.455)	(.316)	(.769)					

**Blocked Shots (3):** Tucker 1, Wilkinson 1, Mader 1  
**Steals (5):** Harris 2, Penney 1, Helmigk 1, Mader 1

Minnesota	MP	FG	3P	FT	R	F	A	TO	TP
Rickert	25	6-13	2-5	0-0	5	2	1	2	14
Hargrow	28	3-8	1-3	0-0	0	1	2	3	7
Holman	16	1-5	0-0	0-0	2	2	1	1	2
Robinson	17	0-1	0-1	0-0	1	2	1	0	0
Johnson	19	0-2	0-0	0-0	2	1	2	2	0
Burleson	23	1-4	0-2	0-0	3	2	2	4	2
Gaines	10	0-2	0-0	2-4	1	1	0	0	2
Esselink	15	2-6	1-3	0-0	2	0	1	0	5
Lawson	0+	0-1	0-0	0-0	0	0	0	0	0
Bauer	27	4-9	1-3	1-3	8	2	2	1	10
Hagen	20	4-7	0-0	0-0	4	3	3	1	8
team					1				
<b>TOTALS</b>	<b>200</b>	<b>21-58</b>	<b>5-17</b>	<b>3-7</b>	<b>29</b>	<b>16</b>	<b>15</b>	<b>14</b>	<b>50</b>
		(.362)	(.294)	(.429)					

**Blocked Shots (4):** Hagen 1, Bauer 1, Esselink 1, Gaines 1  
**Steals (7):** Gaines 2, Holman 1, Robinson 1, Johnson 1, Burleson 1, Esselink 1

**Halftime:** Wisconsin 29, Minnesota 26  
**Officials:** Burr, Monje, Clark

**Game Notes**

- Devin Harris recorded the third "double-double" of his career with 17 points and 10 rebounds.
- Harris and Kirk Penney combined to make 15 of their 25 shots (.600).
- Wisconsin held Minnesota to 30 points below its season average entering the game.
- The Badgers outscored Minnesota 10-3 over the final 3:24 to pull away.

2002-03 SEASON REVIEW

### Wisconsin 53, Ohio State 52

(Jan. 18, Value City Arena - 17,620)

Wisconsin	MP	FG	3P	FT	R	F	A	TO	TP
Wilkinson	34	2-6	0-1	2-2	8	1	0	2	6
Penney	39	3-10	1-4	1-2	5	0	3	2	8
Owens	31	4-6	0-1	0-0	2	3	1	3	8
Harris	22	3-7	0-2	0-2	2	3	3	2	6
Tucker	35	5-8	0-2	5-6	2	4	0	2	15
Wade	28	2-3	1-1	0-0	5	2	3	3	5
Helmigk	11	2-3	1-1	0-0	2	0	1	2	5
team					1				
<b>TOTALS</b>	<b>200</b>	<b>21-43</b>	<b>3-12</b>	<b>8-12</b>	<b>27</b>	<b>13</b>	<b>11</b>	<b>16</b>	<b>53</b>
		<b>(.488)</b>	<b>(.250)</b>	<b>(.667)</b>					

**Blocked Shots (2):** Wilkinson 1, Tucker 1

**Steals (4):** Harris 2, Wilkinson 1, Penney 1

Ohio State	MP	FG	3P	FT	R	F	A	TO	TP
Williams	23	2-7	0-0	0-0	2	4	0	2	4
Jenkins	38	7-9	0-0	2-3	11	2	0	3	16
Connolly	37	4-10	1-5	0-0	0	0	2	1	9
Darby	35	3-11	0-4	4-6	1	2	5	3	10
Jernigan	15	0-1	0-0	0-0	1	0	2	0	0
Fuss-Cheatham	14	0-1	0-0	0-0	2	1	1	1	0
Radinovic	22	4-9	0-0	1-2	6	4	0	0	9
Sylvester	16	2-3	0-0	0-0	2	0	1	0	4
team					2				
<b>TOTALS</b>	<b>200</b>	<b>22-51</b>	<b>1-9</b>	<b>7-11</b>	<b>27</b>	<b>13</b>	<b>11</b>	<b>10</b>	<b>52</b>
		<b>(.431)</b>	<b>(.111)</b>	<b>(.636)</b>					

**Blocked Shots (2):** Radinovic 1, Sylvester 1

**Steals (5):** Connolly 2, Darby 2, Jernigan 1

**Halftime:** Ohio State 27, Wisconsin 22

**Officials:** Gray, Chrisman, Copenhaver

#### Game Notes

- Kirk Penney hit the game-winning basket with seven seconds remaining.
- Alando Tucker blocked Brent Darby's last-second layup attempt to seal the victory for UW.
- Wisconsin led by as many as 11 points with 5:48 remaining in the game before OSU battled back to take a 52-51 lead.
- The Badgers held Ohio State to just three field goals over a span of 10:38 in the second half.

### Wisconsin 74, Iowa 61

(Jan. 22, Kohl Center - 17,142)

Wisconsin	MP	FG	3P	FT	R	F	A	TO	TP
Harris	32	5-6	2-3	5-5	2	3	3	0	17
Tucker	39	6-12	0-3	2-4	4	0	1	1	14
Wilkinson	34	2-9	0-2	0-0	10	4	1	1	4
Penney	34	5-15	4-8	0-0	2	2	5	1	14
Owens	21	5-7	1-2	0-0	0	3	4	1	11
Ukawuba	1	1-1	0-0	0-0	0	0	0	0	2
Nixon	1	0-0	0-0	0-0	0	0	0	0	0
Chappell	1	0-0	0-0	0-0	0	0	0	0	0
Wade	17	2-2	0-0	0-0	0	1	1	0	4
Hanson	1	0-0	0-0	0-0	0	0	0	0	0
Helmigk	12	2-4	0-0	2-2	1	1	2	1	6
Mader	6	1-3	0-0	0-0	1	1	0	0	2
Buchanan	1	0-1	0-1	0-0	0	0	0	0	0
team					1				
<b>TOTALS</b>	<b>200</b>	<b>29-60</b>	<b>7-19</b>	<b>9-11</b>	<b>21</b>	<b>15</b>	<b>17</b>	<b>5</b>	<b>74</b>
		<b>(.483)</b>	<b>(.368)</b>	<b>(.818)</b>					

**Blocked Shots (2):** Wilkinson 2

**Steals (6):** Harris 2, Wilkinson 2, Tucker 1, Wade 1

Iowa	MP	FG	3P	FT	R	F	A	TO	TP
Worley	15	2-3	0-0	1-1	1	5	0	4	5
Brunner	36	7-8	0-0	0-0	7	0	0	2	14
Reiner	30	4-5	0-0	2-4	7	3	1	3	10
Leslie	38	3-9	0-0	6-8	6	1	5	1	12
Horner	34	1-6	0-5	0-0	2	2	2	3	2
Kimm	1	0-0	0-0	0-0	0	0	0	0	0
Boyd	23	2-6	1-4	1-2	2	0	2	1	6
Sonderleiter	23	5-6	0-0	2-2	3	3	1	3	12
team					2				
<b>TOTALS</b>	<b>200</b>	<b>24-43</b>	<b>1-9</b>	<b>12-17</b>	<b>30</b>	<b>14</b>	<b>11</b>	<b>17</b>	<b>61</b>
		<b>(.558)</b>	<b>(.111)</b>	<b>(.706)</b>					

**Blocked Shots (4):** Reiner 2, Brunner 1, Sonderleiter 1

**Steals (1):** Leslie 1

**Halftime:** Iowa 26, Wisconsin 25

**Officials:** DeMayo, Rodeheffer, Connor

#### Game Notes

- Wisconsin opened the second half with a 13-2 run to turn a one-point halftime deficit into a 10-point lead.
- The Badgers made 64.5 percent of their shots in the second half.
- Kirk Penney was 1-7 in the first half but 4-8 in the second stanza.
- Wisconsin turned the ball over just five times, tying a season low.

### Wisconsin 69, Northwestern 50

(Jan. 29, Kohl Center - 17,032)

Wisconsin	MP	FG	3P	FT	R	F	A	TO	TP
Tucker	38	5-11	1-1	3-3	8	2	1	1	14
Wilkinson	29	3-9	0-0	6-8	8	3	0	1	12
Penney	35	6-14	2-5	4-5	12	2	2	6	18
Owens	21	4-6	1-2	1-2	1	3	1	2	10
Harris	36	4-8	1-4	0-0	7	3	2	0	9
Ukawuba	2	0-0	0-0	0-1	0	0	0	0	0
Nixon	1	0-0	0-0	0-0	0	0	0	0	0
Wade	30	3-4	0-1	0-0	3	2	4	0	6
Hanson	1	0-0	0-0	0-0	0	1	0	0	0
Helmigk	5	0-1	0-0	0-0	0	1	0	0	0
Mader	2	0-1	0-0	0-0	1	1	0	0	0
team					2				
<b>TOTALS</b>	<b>200</b>	<b>25-54</b>	<b>5-13</b>	<b>14-19</b>	<b>42</b>	<b>18</b>	<b>10</b>	<b>10</b>	<b>69</b>
		<b>(.463)</b>	<b>(.385)</b>	<b>(.737)</b>					

**Blocked Shots (2):** Tucker 1, Harris 1

**Steals (7):** Wilkinson 3, Tucker

N'western	MP	FG	3P	FT	R	F	A	TO	TP
Hachad	19	0-4	0-2	1-2	1	2	0	1	1
Burke	23	2-2	0-0	0-0	3	2	1	0	4
Jennings	30	5-10	1-4	2-2	5	5	0	3	13
Parker	33	2-7	1-5	0-0	1	2	1	1	5
Young	32	6-11	1-3	4-6	4	1	2	0	17
Blake	28	1-5	0-3	2-2	2	1	2	0	4
Maley	14	0-2	0-1	1-2	0	2	0	0	1
Seacat	12	1-4	1-4	0-0	1	1	0	2	3
Duvancic	9	1-2	0-0	0-0	2	0	0	1	2
team					2				
<b>TOTALS</b>	<b>200</b>	<b>18-47</b>	<b>4-22</b>	<b>10-14</b>	<b>21</b>	<b>16</b>	<b>6</b>	<b>8</b>	<b>50</b>
		<b>(.383)</b>	<b>(.182)</b>	<b>(.714)</b>					

**Blocked Shots (4):** Jennings 2, Hachad 1, Burke 1

**Steals (8):** Jennings 3, Parker 2, Hachad 1, Burke 1, Blake 1

**Halftime:** Wisconsin 35, Northwestern 25

**Officials:** Valentine, Lickliter, Rodeheffer

#### Game Notes

- Led by Kirk Penney's 12 rebounds, the Badgers outrebounded Northwestern 41-21, the largest rebounding margin for UW since Nov. 28, 1995.
- Wisconsin shot 80 percent from the field in the opening eight minutes of the game to jump out to a 22-11 advantage.
- Penney's "double-double" was the fifth of his career.



### Wisconsin 86, Penn State 55

(Feb. 1, Kohl Center - 17,142)

Wisconsin	MP	FG	3P	FT	R	F	A	TO	TP
Tucker	21	4-7	0-0	0-0	9	4	0	3	8
Wilkinson	28	1-3	0-2	4-5	5	0	0	2	6
Penney	31	10-15	1-2	7-8	6	0	0	0	28
Owens	28	7-11	1-3	2-2	1	0	2	1	17
Harris	34	6-8	1-3	1-2	9	2	7	1	14
Ukawuba	2	1-1	0-0	0-0	0	0	0	0	2
Nixon	7	0-3	0-2	0-0	1	2	0	0	0
Chappell	1	0-0	0-0	1-2	1	0	0	0	1
Wade	21	1-3	0-0	0-0	1	1	2	1	2
Hanson	4	1-1	0-0	0-0	0	0	1	0	2
Helmigk	12	2-2	0-0	0-0	4	1	1	0	4
Mader	10	1-2	0-0	0-0	1	3	0	2	2
Buchanan	1	0-0	0-0	0-0	0	1	0	0	0
team					1			1	
<b>TOTALS</b>	<b>200</b>	<b>34-56</b>	<b>3-12</b>	<b>15-19</b>	<b>39</b>	<b>14</b>	<b>13</b>	<b>11</b>	<b>86</b>
		<b>(.607)</b>	<b>(.250)</b>	<b>(.789)</b>					

**Blocked Shots (4):** Harris 2, Wilkinson 1, Helmigk 1  
**Steals (11):** Harris 3, Wilkinson 2, Penney 2, Tucker 1, Owens 1, Wade 1, Helmigk 1

Penn State	MP	FG	3P	FT	R	F	A	TO	TP
Summers	13	1-2	0-0	0-0	1	2	1	1	2
Jagla	23	3-8	1-3	0-0	4	4	1	2	7
Watkins	28	1-8	0-3	0-0	2	2	2	2	2
Chambliss	33	6-17	4-8	4-4	2	2	0	0	20
Riley	36	3-9	1-3	0-0	0	2	1	1	7
Cameron	11	1-2	1-1	0-0	2	2	1	2	3
Fellows	19	1-1	0-0	2-2	1	2	0	0	4
Johnson	20	1-4	0-0	2-3	5	1	0	3	4
Vossekuil	6	0-0	0-0	0-0	0	2	1	2	0
Egekeze	7	0-1	0-0	4-4	1	1	0	2	4
McDougald	4	1-1	0-0	0-0	2	0	0	0	2
team					2				
<b>TOTALS</b>	<b>200</b>	<b>18-53</b>	<b>7-18</b>	<b>12-13</b>	<b>22</b>	<b>20</b>	<b>7</b>	<b>15</b>	<b>55</b>
		<b>(.340)</b>	<b>(.389)</b>	<b>(.923)</b>					

**Blocked Shots (3):** Jagla 1, Fellows 1, Johnson 1  
**Steals (5):** Chambliss 2, Jagla 1, Watkins 1, Cameron 1

**Halftime:** Wisconsin 50, Penn State 22  
**Officials:** Monje, Copenhaver, Yorkovich

#### Game Notes

- Kirk Penney's 28 points were the most by a Badger all season.
- The Badgers shot .607 (34-56) from the field, their best shooting performance of the season.
- Wisconsin shot a red-hot 70 percent (21-30) from the field in the first half.
- Penn State trailed by at least 30 points for the final 18:22 of the game.

### Purdue 78, Wisconsin 60

(Feb. 5, Mackey Arena - 11,123)

Wisconsin	MP	FG	3P	FT	R	F	A	TO	TP
Tucker	34	5-12	1-3	5-9	5	3	2	1	16
Wilkinson	37	4-10	1-2	4-6	7	2	1	0	13
Penney	31	3-15	1-7	1-1	5	3	2	3	8
Owens	29	1-7	1-3	2-2	3	2	3	2	5
Harris	35	2-8	0-2	3-4	3	5	2	3	7
Ukawuba	1	0-0	0-0	0-0	0	0	0	0	0
Nixon	2	1-1	0-0	0-0	1	2	0	0	2
Wade	24	3-5	2-3	0-1	1	4	0	0	8
Helmigk	5	0-1	0-0	1-2	0	0	0	0	1
Mader	2	0-1	0-0	0-0	0	1	0	0	0
team					2				
<b>TOTALS</b>	<b>200</b>	<b>19-60</b>	<b>6-20</b>	<b>16-25</b>	<b>27</b>	<b>22</b>	<b>10</b>	<b>9</b>	<b>60</b>
		<b>(.317)</b>	<b>(.300)</b>	<b>(.640)</b>					

**Blocked Shots (1):** Wade 1  
**Steals (7):** Tucker 3, Wade 2, Wilkinson 1, Harris 1

Purdue	MP	FG	3P	FT	R	F	A	TO	TP
Lowe	23	1-5	0-0	4-4	6	2	4	1	6
Booker	22	4-6	0-1	6-8	2	3	0	3	14
Kartelo	25	1-2	0-0	4-6	9	2	0	1	6
Deane	27	6-11	3-4	4-6	6	4	1	4	19
McKnight	25	2-5	0-0	1-2	7	2	1	2	5
Teague	17	2-6	1-4	0-0	3	1	0	0	5
Buscher	14	1-2	0-0	2-2	3	2	0	2	4
Ford	1	0-0	0-0	0-0	0	0	0	0	0
Parkinson	7	0-1	0-0	0-0	1	0	1	0	0
Buckley	5	0-1	0-0	0-0	0	0	0	0	0
Kilgore	20	5-11	3-7	4-4	1	2	1	2	17
Garrity	1	0-0	0-0	0-0	0	0	0	0	0
Kiefer	13	1-1	0-0	0-0	4	4	3	2	2
team					4				
<b>TOTALS</b>	<b>200</b>	<b>23-51</b>	<b>7-16</b>	<b>25-32</b>	<b>46</b>	<b>22</b>	<b>11</b>	<b>17</b>	<b>78</b>
		<b>(.451)</b>	<b>(.438)</b>	<b>(.781)</b>					

**Blocked Shots (4):** Keifer 2, Booker 1, Teague 1  
**Steals (6):** Kilgore 3, Deane 2, Keifer 1

**Halftime:** Purdue 41, Wisconsin 22  
**Officials:** Hightower, McDonald, Drury

#### Game Notes

- The Badgers shot 17.2 percent (5-29) from the field in the first half and shot a season-low .317 for the game.
- Purdue opened the game with a 13-0 run and led by as many as 26 points in the first half.
- Wisconsin couldn't get closer than 13 points in the second half.

### Wisconsin 74, Northwestern 59

(Feb. 8, Welsh-Ryan Arena - 6,054)

Wisconsin	MP	FG	3P	FT	R	F	A	TO	TP
Penney	36	7-17	3-7	6-7	6	2	3	4	23
Tucker	39	4-10	0-2	3-4	8	3	0	3	11
Wilkinson	20	4-6	0-1	0-0	7	4	4	1	8
Owens	18	2-2	0-0	0-0	1	3	4	0	4
Harris	24	4-8	1-2	0-1	5	4	1	0	9
Ukawuba	1	0-0	0-0	0-0	0	0	0	0	0
Nixon	1	0-0	0-0	0-0	0	0	0	0	0
Chappell	1	0-1	0-0	0-0	1	0	0	1	0
Wade	32	2-3	0-0	1-2	5	3	3	0	5
Hanson	20	4-5	4-4	0-1	1	1	0	0	12
Helmigk	6	0-0	0-0	0-0	0	1	0	3	0
Mader	1	0-1	0-0	0-0	0	1	0	1	0
Buchanan	1	1-1	0-0	0-0	0	0	0	0	2
team					3				
<b>TOTALS</b>	<b>200</b>	<b>28-53</b>	<b>8-16</b>	<b>10-15</b>	<b>37</b>	<b>22</b>	<b>15</b>	<b>13</b>	<b>74</b>
		<b>(.528)</b>	<b>(.500)</b>	<b>(.667)</b>					

**Blocked Shots (5):** Harris 2, Penney 1, Wilkinson 1, Hanson 1  
**Steals (3):** Wilkinson 1, Wade 1, Hanson 1

N'western	MP	FG	3P	FT	R	F	A	TO	TP
Young	39	7-16	0-2	11-14	10	1	2	1	25
Burke	32	0-1	0-0	0-0	2	2	3	0	0
Jennings	32	6-10	2-3	2-3	2	2	1	1	16
Parker	29	3-8	0-0	2-2	0	4	1	3	8
Hachad	35	2-6	1-4	0-2	2	4	1	1	5
Maley	7	0-1	0-0	0-0	0	1	0	0	0
Seacat	4	1-2	1-2	0-0	1	0	0	0	3
Blake	22	1-3	0-1	0-0	4	2	2	1	2
team					4				
<b>TOTALS</b>	<b>200</b>	<b>20-47</b>	<b>4-12</b>	<b>15-21</b>	<b>25</b>	<b>16</b>	<b>10</b>	<b>8</b>	<b>59</b>
		<b>(.426)</b>	<b>(.333)</b>	<b>(.714)</b>					

**Blocked Shots (2):** Hachad 1, Seacat 1  
**Steals (5):** Young 2, Hachad 2, Burke 1

**Halftime:** Wisconsin 35, Northwestern 29  
**Officials:** Gray, Steed, Smith

#### Game Notes

- Wisconsin used a 9-0 run spanning the end of the first half and the beginning of the second to break open a tight game.
- A 12-2 run, that included two Clayton Hanson three-pointers, gave the Badgers a 62-43 lead with 7:02 remaining.
- Hanson was 4-4 from three-point range His 12 points were the most for a UW player off the bench since Alando Tucker joined the starting lineup.

### Wisconsin 64, Michigan State 53

(Feb. 11, Kohl Center - 17,142)

Wisconsin	MP	FG	3P	FT	R	F	A	TO	TP
Tucker	35	3-8	1-2	2-3	5	2	2	0	9
Wilkinson	34	5-12	2-5	2-2	9	3	0	0	14
Penney	34	5-13	1-3	3-4	6	2	2	2	14
Owens	31	2-6	1-2	3-4	1	1	0	1	8
Harris	40	3-10	2-7	6-7	2	2	4	1	14
Nixon	2	0-0	0-0	0-0	0	1	0	0	0
Wade	12	0-0	0-0	0-0	0	0	2	0	0
Hanson	6	0-2	0-0	0-0	0	0	0	0	0
Helmigk	1	1-1	0-0	0-0	0	1	0	0	2
Mader	5	1-2	0-0	1-2	0	2	0	1	3
team									4
<b>TOTALS</b>	<b>200</b>	<b>20-54</b>	<b>7-19</b>	<b>17-22</b>	<b>27</b>	<b>14</b>	<b>10</b>	<b>5</b>	<b>64</b>
		<b>(.370)</b>	<b>(.368)</b>	<b>(.773)</b>					

**Blocked Shots (2):** Harris 2

**Steals (5):** Wilkinson 2, Penney 1, Owens 1, Harris 1

Michigan St.	MP	FG	3P	FT	R	F	A	TO	TP
Anagonye	11	2-2	0-0	0-0	5	3	0	1	4
Lorbek	24	7-10	1-2	4-5	5	2	0	1	19
Hill	38	4-12	1-7	0-0	7	5	3	4	9
Ager	22	1-2	0-1	2-2	1	2	0	2	4
Torbert	34	3-7	0-0	0-1	4	4	5	2	6
Wolfe	2	0-0	0-0	0-0	0	0	0	0	0
Johnson	8	0-0	0-0	0-0	0	1	0	0	0
Bogarakos	17	0-0	0-0	0-2	2	3	2	0	0
Davis	19	0-2	0-0	0-0	5	3	1	4	0
Andreas	5	1-1	0-0	0-0	0	0	0	0	2
Ballinger	20	4-6	1-3	0-0	1	2	1	1	9
team									0
<b>TOTALS</b>	<b>200</b>	<b>22-42</b>	<b>3-13</b>	<b>6-10</b>	<b>30</b>	<b>25</b>	<b>12</b>	<b>15</b>	<b>53</b>
		<b>(.524)</b>	<b>(.231)</b>	<b>(.600)</b>					

**Blocked Shots (2):** Anagonye 1, Ager 1

**Steals (1):** Lorbek 1

**Halftime:** Wisconsin 31, Michigan State 27

**Officials:** O'Neil, Higgins, Valentine

### Game Notes

- After MSU's Kelvin Torbert tied the game at 48-48 with 5:27 remaining, the Badgers ended the game on a 16-5 run.
- Wisconsin tied a season low with five turnovers.
- The win over Michigan State propelled Wisconsin into a tie for first place in the Big Ten for the first time all season.

### Wisconsin 71, Indiana 59

(Feb. 15, Kohl Center - 17,142)

Wisconsin	MP	FG	3P	FT	R	F	A	TO	TP
Tucker	35	2-6	0-1	5-7	8	2	3	1	9
Wilkinson	37	4-9	1-3	7-8	6	4	2	0	16
Penney	39	7-11	2-3	6-6	4	3	2	0	22
Owens	31	5-9	0-1	2-2	1	0	0	3	12
Harris	40	4-13	2-6	2-2	4	2	3	1	12
Wade	15	0-2	0-2	0-0	2	1	0	1	0
Helmigk	1	0-0	0-0	0-0	0	0	0	0	0
Mader	2	0-0	0-0	0-0	0	1	0	0	0
team									5
<b>TOTALS</b>	<b>200</b>	<b>22-50</b>	<b>5-16</b>	<b>22-25</b>	<b>30</b>	<b>13</b>	<b>10</b>	<b>6</b>	<b>71</b>
		<b>(.440)</b>	<b>(.313)</b>	<b>(.880)</b>					

**Blocked Shots (2):** Wilkinson 2

**Steals (5):** Harris 2, Penney 2, Tucker 1

Indiana	MP	FG	3P	FT	R	F	A	TO	TP
Newton	39	8-18	0-0	4-4	12	5	5	3	20
Moye	35	4-6	0-0	1-2	5	1	0	1	9
Coverdale	32	2-8	1-5	0-0	2	1	0	0	5
Wright	37	3-10	0-1	0-1	5	3	0	1	6
Strickland	37	7-11	3-7	0-1	6	3	4	3	17
Perry	4	0-1	0-1	0-0	1	2	1	0	0
Kliene	5	0-1	0-0	0-0	2	5	0	2	0
Hornsby	11	1-2	0-1	0-0	2	1	0	0	2
team									0
<b>TOTALS</b>	<b>200</b>	<b>25-57</b>	<b>4-15</b>	<b>5-8</b>	<b>35</b>	<b>21</b>	<b>10</b>	<b>10</b>	<b>59</b>
		<b>(.439)</b>	<b>(.267)</b>	<b>(.625)</b>					

**Blocked Shots (3):** Moye 1, Coverdale 1, Strickland 1

**Steals (4):** Moye 2, Newton 1, Strickland 1

**Halftime:** Indiana 29, Wisconsin 21

**Officials:** McDonald, Licklitter, Mayborg

### Game Notes

- The Badgers opened the second half with an 11-0 run to turn an eight-point halftime deficit into a three-point lead.
- Wisconsin outscored Indiana 50-30 in the second half.
- The Badgers made a season best 88.0 percent of its free throws, including 19-21 (.905) in the second half.
- Kirk Penney scored a game-high 22 points and was named Big Ten Player of the Week for his performance in the wins over MSU and Indiana.

### Penn State 58, Wisconsin 57

(Feb. 19, Bryce-Jordan Center - 7,037)

Wisconsin	MP	FG	3P	FT	R	F	A	TO	TP
Tucker	24	5-9	1-2	1-1	7	3	0	1	12
Wilkinson	35	3-13	0-1	0-0	8	2	1	1	6
Penney	39	4-14	2-10	3-4	6	3	3	2	13
Owens	31	1-6	1-3	1-2	1	0	2	0	4
Harris	37	6-11	2-2	1-2	5	2	2	3	15
Wade	15	1-2	0-0	0-0	4	1	3	2	2
Helmigk	13	1-2	0-0	0-0	1	1	1	0	3
Mader	6	1-3	0-0	0-0	1	0	0	1	2
team									1
<b>TOTALS</b>	<b>200</b>	<b>22-60</b>	<b>6-18</b>	<b>7-11</b>	<b>34</b>	<b>12</b>	<b>12</b>	<b>10</b>	<b>57</b>
		<b>(.367)</b>	<b>(.333)</b>	<b>(.636)</b>					

**Blocked Shots (2):** Tucker 1, Helmigk 1

**Steals (6):** Penney 2, Wade 2, Wilkinson 1, Harris 1

Penn State	MP	FG	3P	FT	R	F	A	TO	TP
Summers	20	0-3	0-0	0-0	7	2	0	1	0
Jagla	33	6-11	1-2	1-2	8	3	4	2	14
Riley	29	3-8	2-5	1-1	0	2	1	2	9
Watkins	25	4-8	0-1	2-2	1	3	1	4	10
Chambliss	34	6-10	4-6	0-0	2	2	1	2	16
Cameron	15	0-5	0-1	0-0	3	1	2	1	0
Fellows	5	0-0	0-0	0-0	0	1	0	0	0
Johnson	19	1-5	0-0	5-5	9	2	1	1	7
Vossekeil	15	0-0	0-0	0-0	0	2	0	0	0
Egekeze	5	1-1	0-0	0-0	1	0	0	0	2
team									3
<b>TOTALS</b>	<b>200</b>	<b>21-51</b>	<b>7-15</b>	<b>9-10</b>	<b>34</b>	<b>18</b>	<b>10</b>	<b>14</b>	<b>58</b>
		<b>(.412)</b>	<b>(.467)</b>	<b>(.900)</b>					

**Blocked Shots (5):** Jagla 2, Summers 1, Johnson 1, Vossekeil 1

**Steals (4):** Riley 1, Chambliss 1, Cameron 1, Johnson 1

**Halftime:** Penn State 28, Wisconsin 28

**Officials:** Bova, Monje, Rodeheffer

### Game Notes

- Penn State used a 9-0 run to end the game, capped off by a three-point play by DeForrest Riley with nine seconds left to win the game.
- Kirk Penney's three-pointer as the buzzer sounded fell short.
- Wisconsin shot just 33.3 percent (11-33) from the field in the second half.



### Wisconsin 61, Iowa 53

(Feb. 22, Carver-Hawkeye Arena - 15,500)

Wisconsin	MP	FG	3P	FT	R	F	A	TO	TP
Tucker	34	3-8	0-3	2-3	3	3	2	0	8
Wilkinson	34	8-13	4-5	0-0	7	2	3	1	20
Penney	37	5-11	0-2	5-7	4	2	4	1	15
Owens	33	5-10	3-5	0-0	1	1	0	2	13
Harris	33	1-6	0-3	1-3	2	3	4	3	3
Wade	20	1-3	0-1	0-0	2	1	2	0	2
Hanson	5	0-1	0-0	0-0	0	0	1	0	0
Helmigk	2	0-0	0-0	0-0	0	0	0	1	0
Mader	2	0-0	0-0	0-0	0	3	0	0	0
team					3				
<b>TOTALS</b>	<b>200</b>	<b>23-52</b>	<b>7-19</b>	<b>8-13</b>	<b>22</b>	<b>15</b>	<b>16</b>	<b>8</b>	<b>61</b>
		(.442)	(.368)	(.615)					

**Blocked Shots (1):** Wilkinson 1  
**Steals (9):** Harris 3, Wilkinson 2, Tucker 1, Owens 1, Wade 1, Mader 1

Iowa	MP	FG	3P	FT	R	F	A	TO	TP
Brunner	24	0-2	0-1	0-0	3	4	2	1	0
Sonderleiter	19	4-5	0-1	0-0	2	4	0	3	8
Leslie	36	3-8	1-3	4-4	7	2	5	4	11
Horner	35	2-6	1-4	0-0	3	3	4	3	5
Boyd	32	2-8	1-6	0-0	3	3	0	3	5
Kimm	3	0-0	0-0	0-0	0	0	0	0	0
Worley	32	5-12	0-1	4-7	14	2	1	3	14
Reiner	19	4-5	0-0	2-4	6	0	0	1	10
team					2				
<b>TOTALS</b>	<b>200</b>	<b>20-46</b>	<b>3-16</b>	<b>10-15</b>	<b>40</b>	<b>18</b>	<b>12</b>	<b>18</b>	<b>53</b>
		(.435)	(.188)	(.667)					

**Blocked Shots (2):** Sonderleiter 1, Worley 1  
**Steals (3):** Leslie 2, Worley 1

**Halftime:** Iowa 29, Wisconsin 21  
**Officials:** Welmer, Clark, Mayborg

#### Game Notes

- After trailing 29-21 at halftime, Wisconsin opened the second half with an 8-0 run to tie the game.
- The Badgers trailed by as many as 12 points (16-2) in the first half.
- A three-pointer by Mike Wilkinson with 12:14 remaining gave UW a 39-38 lead it would never relinquish.
- Wilkinson's 20 points were a season high.

### Wisconsin 73, Michigan 42

(Feb. 26, Kohl Center - 17,142)

Wisconsin	MP	FG	3P	FT	R	F	A	TO	TP
Tucker	35	6-8	0-1	0-0	10	1	3	1	12
Wilkinson	29	7-10	2-3	0-0	5	3	3	2	16
Penney	34	5-11	3-5	2-4	4	1	2	1	15
Owens	29	3-6	2-3	2-2	2	2	1	0	10
Harris	36	2-10	2-7	3-4	1	2	6	2	9
Ukawuba	1	1-1	0-0	0-0	0	0	0	0	2
Nixon	2	0-0	0-0	0-0	0	0	0	0	0
Chappell	1	0-0	0-0	0-0	0	0	0	0	0
Wade	20	1-2	0-0	0-0	3	1	3	0	2
Hanson	1	1-1	1-1	0-0	1	0	0	0	3
Helmigk	11	2-4	0-0	0-0	2	2	0	0	4
Mader	1	0-0	0-0	0-0	0	3	0	0	0
team					3				
<b>TOTALS</b>	<b>200</b>	<b>28-53</b>	<b>10-20</b>	<b>7-10</b>	<b>31</b>	<b>12</b>	<b>18</b>	<b>6</b>	<b>73</b>
		(.528)	(.500)	(.700)					

**Blocked Shots (4):** Harris 2, Wilkinson 1, Helmigk 1  
**Steals (7):** Wilkinson 3, Harris 2, Tucker 1, Owens 1

Michigan	MP	FG	3P	FT	R	F	A	TO	TP
Robinson Jr.	34	7-10	0-0	0-0	4	2	2	2	14
Blanchard	31	1-8	0-2	3-4	6	2	0	1	5
Brown	25	2-4	0-0	3-4	4	0	0	1	7
Abram	39	5-13	1-3	3-3	7	2	2	1	14
Horton	36	1-11	0-8	0-0	2	3	2	6	2
Dill	1	0-0	0-0	0-0	0	0	0	0	0
Harrell	4	0-0	0-0	0-0	0	0	0	0	0
Groninger	6	0-1	0-1	0-0	0	0	0	0	2
Hunter	18	0-2	0-0	0-0	3	2	0	0	0
Bailey	6	0-2	0-0	0-0	1	0	0	0	0
team					3				
<b>TOTALS</b>	<b>200</b>	<b>16-51</b>	<b>1-14</b>	<b>9-11</b>	<b>30</b>	<b>14</b>	<b>6</b>	<b>12</b>	<b>42</b>
		(.314)	(.071)	(.818)					

**Blocked Shots (0):** None  
**Steals (3):** Blanchard 1, Abram 1, Horton 1

**Halftime:** Wisconsin 31, Michigan 20  
**Officials:** Monje, Rodeheffer, Steed

#### Game Notes

- Wisconsin moved into sole possession of first place with the win over Michigan.
- Michigan's 42 points were a season low.
- The 31-point margin of victory was the UW's highest over Michigan in history.
- The Badgers used an 11-0 run in the middle of the first half to break open a tie game and never led by less than five points after that.
- Big Ten Freshman of the Year Daniel Horton was held to just two points on 1-11 shooting.

### Wisconsin 69, Minnesota 61

(March 2, Williams Arena - 14,907)

Wisconsin	MP	FG	3P	FT	R	F	A	TO	TP
Penney	35	5-7	5-7	1-2	6	3	0	5	16
Tucker	35	5-6	0-1	6-6	5	3	2	2	16
Wilkinson	36	3-5	1-3	4-4	9	2	1	1	11
Owens	32	4-12	1-5	3-4	1	1	2	1	12
Harris	38	1-5	0-3	4-5	3	1	5	1	6
Wade	14	2-3	2-2	0-0	0	0	3	3	6
Helmigk	10	1-1	0-0	0-0	1	1	0	1	2
team					0				
<b>TOTALS</b>	<b>200</b>	<b>21-39</b>	<b>9-21</b>	<b>18-21</b>	<b>25</b>	<b>11</b>	<b>13</b>	<b>14</b>	<b>69</b>
		(.538)	(.429)	(.857)					

**Blocked Shots (2):** Wilkinson 2  
**Steals (6):** Tucker 2, Harris 2, Penney 1, Owens 1

Minnesota	MP	FG	3P	FT	R	F	A	TO	TP
Rickert	36	10-17	2-5	0-0	4	2	2	1	22
Bauer	35	3-7	3-6	0-0	3	2	3	1	9
Holman	33	5-7	0-0	0-0	3	3	2	2	10
Hargrow	35	1-5	0-1	1-4	4	2	1	4	3
Burleson	29	2-5	1-2	0-0	2	4	6	3	5
Robinson	11	2-3	1-2	0-0	1	1	2	0	5
Gaines	1	0-0	0-0	0-0	0	0	0	0	0
Johnson	2	0-0	0-0	0-0	0	0	0	0	0
Esselink	11	1-2	1-1	0-0	1	1	2	1	3
Hagen	7	2-3	0-0	0-1	0	0	0	1	4
team					4				
<b>TOTALS</b>	<b>200</b>	<b>26-49</b>	<b>8-17</b>	<b>1-5</b>	<b>22</b>	<b>15</b>	<b>18</b>	<b>13</b>	<b>61</b>
		(.531)	(.471)	(.200)					

**Blocked Shots (3):** Bauer 2, Hagen 1  
**Steals (6):** Bauer 2, Burleson 2, Rickert 1, Hargrow 1

**Halftime:** Wisconsin 37, Minnesota 27  
**Officials:** Hightower, Hillary, Welmer

#### Game Notes

- The win over Minnesota was Wisconsin's fifth straight over the Gophers and seventh in the last eight meetings.
- The Badgers led the entire second half but never by more than nine points.
- UW scored the final six points of the game after Minnesota had cut the lead to 63-61 with 53 seconds left.
- Wisconsin shot a scorching 61.9 percent (13-21) from the field in the first half.

**Wisconsin 60, Illinois 59**

(March 5, Kohl Center - 17,142)

Wisconsin	MP	FG	3P	FT	R	F	A	T	TP
Tucker	32	3-8	1-3	5-6	4	4	1	2	12
Wilkinson	36	4-9	3-7	0-0	7	2	1	1	11
Penney	40	5-13	2-7	2-2	6	2	3	4	14
Owens	35	1-3	0-1	4-5	1	1	2	1	6
Harris	38	4-10	3-8	2-4	9	1	2	1	13
Wade	7	0-0	0-0	0-0	1	0	0	0	0
Helmigk	2	0-1	0-0	0-0	0	1	0	0	0
Mader	10	1-2	0-0	2-2	1	2	0	1	4
team					2				
<b>TOTALS</b>	<b>200</b>	<b>18-46</b>	<b>9-26</b>	<b>15-19</b>	<b>31</b>	<b>13</b>	<b>9</b>	<b>10</b>	<b>60</b>
		(.391)	(.346)	(.789)					

**Blocked Shots (3):** Tucker 1, Wilkinson 1, Harris 1  
**Steals (5):** Wilkinson 2, Tucker 1, Penney 1, Owens 1

Illinois	MP	FG	3P	FT	R	F	A	T	TP
Cook	37	8-18	2-2	7-10	6	1	2	1	25
Powell	15	2-5	0-1	0-0	1	4	0	1	4
Augustine	20	1-3	0-0	0-0	1	4	0	0	2
Williams	34	2-3	0-0	0-2	2	1	5	2	4
Brown	39	9-17	2-5	0-0	5	2	1	2	20
Head	14	1-2	0-0	0-0	3	1	1	0	2
Harrington	23	0-3	0-1	0-0	2	2	2	0	0
Smith	18	0-0	0-0	2-2	2	5	1	2	2
team					3				
<b>TOTALS</b>	<b>200</b>	<b>23-51</b>	<b>4-9</b>	<b>9-14</b>	<b>25</b>	<b>20</b>	<b>12</b>	<b>8</b>	<b>59</b>
		(.451)	(.444)	(.643)					

**Blocked Shots (3):** Cook 1, Head 1, Smith 1  
**Steals (6):** Williams 2, Brown 2, Cook 1, Smith 1

**Halftime:** Wisconsin 32, Illinois 26  
**Officials:** Sanzere, Hughes, Jenssen

**Game Notes**

- With the win, Wisconsin clinched its first outright Big Ten title since 1947 and its second consecutive conference championship.
- Devin Harris made 1-2 free throws with 0.4 seconds left in the game to break a 59-59 tie and give the Badgers the win.
- UW finished the conference season undefeated at home and have not lost a Big Ten game at home under Bo Ryan (16-0).
- The Badgers led by eight points with 2:36 to go in the game.
- Illinois' last lead came with 7:50 remaining in the first half.

**Ohio State 58, Wisconsin 50**

(March 14, United Center - 17,843)

Wisconsin	MP	FG	3P	FT	R	F	A	T	TP
Penney	37	5-12	4-9	0-0	4	2	3	3	14
Tucker	36	5-7	1-2	2-7	5	1	1	1	13
Wilkinson	30	2-12	0-4	0-1	9	5	1	1	4
Owens	30	4-5	2-3	0-0	1	1	3	1	10
Harris	38	2-11	1-7	4-4	6	3	3	3	9
Wade	15	0-2	0-1	0-0	1	1	1	0	0
Hanson	5	0-4	0-2	0-0	0	0	0	0	0
Helmigk	9	0-0	0-0	0-0	0	3	1	2	0
team					6				
<b>TOTALS</b>	<b>200</b>	<b>18-53</b>	<b>8-28</b>	<b>6-12</b>	<b>32</b>	<b>16</b>	<b>13</b>	<b>11</b>	<b>50</b>
		(.340)	(.286)	(.500)					

**Blocked Shots (3):** Wilkinson 2, Harris 1  
**Steals (6):** Tucker 2, Wilkinson 1, Harris 1, Wade 1, Hanson 1

Ohio State	MP	FG	3P	FT	R	F	A	T	TP
Sylvester	18	1-2	0-0	1-2	1	4	1	3	3
Jenkins	24	2-8	0-0	0-0	7	2	0	1	4
Radinovic	23	2-3	0-0	2-3	5	4	1	2	6
Connolly	37	8-12	5-7	0-1	2	2	1	1	21
Darby	40	4-9	0-2	8-8	3	0	6	1	16
Bass	4	0-1	0-0	0-0	1	0	0	0	0
Fuss-Cheatham	19	0-3	0-0	0-0	3	2	1	2	0
Jernigan	6	0-1	0-0	0-0	1	0	0	0	0
Williams	29	4-7	0-0	0-0	5	3	0	1	8
team					5				
<b>TOTALS</b>	<b>200</b>	<b>21-46</b>	<b>5-9</b>	<b>11-14</b>	<b>33</b>	<b>17</b>	<b>10</b>	<b>11</b>	<b>58</b>
		(.457)	(.556)	(.786)					

**Blocked Shots (3):** Williams 2, Jenkins 1  
**Steals (6):** Connolly 4, Jenkins 1, Williams 1

**Halftime:** Ohio State 30, Wisconsin 25  
**Officials:** Hightower, Monje, Steed

**Game Notes**

- Wisconsin entered the Big Ten tournament as the No. 1 seed while Ohio State was seeded eighth.
- It was the second consecutive year the Badgers lost in the quarterfinals as the No. 1 seed.
- UW opened the second half with an 11-1 run to take a 36-31 lead. OSU scored the next nine points, however, and would never relinquish the lead.
- Wisconsin's 28 three-point attempts were a season high.

**Wisconsin 81, Weber State 74**

(March 20, Spokane Arena - 11,171)

Wisconsin	MP	FG	3P	FT	R	F	A	T	TP
Tucker	22	5-6	0-0	1-2	7	3	2	3	11
Wilkinson	38	5-10	0-2	5-9	9	3	2	3	15
Penney	40	9-17	3-7	0-1	9	1	5	2	21
Owens	21	3-11	1-3	0-0	0	1	1	0	7
Harris	40	3-6	2-4	6-8	4	1	5	0	14
Wade	25	2-3	0-0	1-2	1	4	1	0	5
Hanson	3	1-1	0-0	0-0	1	0	0	0	2
Helmigk	11	3-4	0-0	0-0	1	3	0	1	6
team					2				
<b>TOTALS</b>	<b>200</b>	<b>31-58</b>	<b>6-16</b>	<b>13-22</b>	<b>34</b>	<b>16</b>	<b>9</b>	<b>81</b>	
		(.534)	(.375)	(.591)					

**Blocked Shots (2):** Wilkinson 1, Harris 1  
**Steals (7):** Harris 5, Wilkinson 1, Penney 1

Weber State	MP	FG	3P	FT	R	F	A	T	TP
Sparrow	29	5-8	2-5	0-0	4	5	1	2	12
Ocokoljic	35	10-21	3-5	3-4	14	4	2	2	26
Bachmann	12	1-2	0-0	0-1	0	0	1	0	2
Boyette	39	9-21	1-4	6-10	5	2	2	1	25
Hamilton	33	1-8	1-6	0-0	4	2	2	2	3
Barton	19	2-6	0-4	0-0	3	4	1	1	4
Eyre	0+	0-0	0-0	0-0	0	0	0	0	0
Morrison	8	0-1	0-0	0-0	1	0	0	0	0
Carter	5	0-0	0-0	0-0	0	0	0	0	0
Danley	20	1-4	0-0	0-0	8	3	0	2	2
team					4				
<b>TOTALS</b>	<b>200</b>	<b>29-71</b>	<b>7-24</b>	<b>9-15</b>	<b>43</b>	<b>20</b>	<b>9</b>	<b>10</b>	<b>74</b>
		(.408)	(.292)	(.600)					

**Blocked Shots (0):** None  
**Steals (4):** Boyette 1, Hamilton 1, Barton 1, Morrison 1

**Halftime:** Wisconsin 41, Weber State 26  
**Officials:** Stuart, Jackson, Faia

**Game Notes**

- Wisconsin was seeded fifth in the Midwest Region and Weber State was No. 12.
- The victory was Wisconsin's 23rd of the season, setting a school record.
- It also marked the first time in school history the UW won NCAA tournament games in back-to-back seasons.
- Weber State made just three of its last 22 shots in the first half and Wisconsin closed the half on a 9-0 run.
- WSU cut the lead to seven points with 9:40 remaining but the Badgers responded with a 12-4 run.
- Weber State's leading scorer, Jermaine Boyette, scored 10 of his 25 points in the final 42 seconds of the game.



**Wisconsin 61,  
Tulsa 60**

(March 22, Spokane Arena - 11,271)

Wisconsin	MP	FG	3P	FT	R	F	A	TO	TP
Tucker	40	3-9	1-3	3-5	6	2	0	1	10
Wilkinson	33	7-11	1-2	3-3	8	2	0	1	18
Penney	35	2-12	0-5	2-4	5	1	4	2	6
Owens	24	2-6	2-4	1-2	0	1	4	0	7
Harris	38	5-11	2-7	0-1	4	2	3	1	12
Wade	21	3-7	0-1	2-2	3	1	0	0	8
Hanson	2	0-0	0-0	0-0	0	1	0	0	0
Helmigk	7	0-1	0-0	0-0	1	1	1	0	0
team					5				
<b>TOTALS</b>	<b>200</b>	<b>22-57</b>	<b>6-22</b>	<b>11-17</b>	<b>32</b>	<b>11</b>	<b>12</b>	<b>5</b>	<b>61</b>
		(.386)	(.273)	(.647)					

**Blocked Shots (3):** Tucker 1, Harris 1, Wade 1  
**Steals (5):** Wilkinson 2, Harris 2, Penney 1

Tulsa	MP	FG	3P	FT	R	F	A	TO	TP
Davis	34	4-7	0-0	1-1	9	4	1	3	9
Johnson	30	11-18	1-3	0-0	9	3	2	0	23
Swanson	38	3-12	0-5	0-0	5	0	4	1	6
Glenn	36	0-2	0-0	0-0	6	4	2	3	0
Parker	40	6-15	2-3	3-3	2	2	3	2	17
Collins	6	0-1	0-0	0-0	0	1	0	0	0
Ledoux	14	1-2	0-0	0-0	5	1	0	1	2
Price	2	1-2	0-0	1-1	0	1	0	0	3
team					4				
<b>TOTALS</b>	<b>200</b>	<b>26-59</b>	<b>3-11</b>	<b>5-5</b>	<b>41</b>	<b>16</b>	<b>12</b>	<b>11</b>	<b>60</b>
		(.441)	(.273)	(1.000)					

**Blocked Shots (3):** Davis 1, Johnson 1, Ledoux 1  
**Steals (1):** Parker 1

**Halftime:** Tulsa 32, Wisconsin 25  
**Officials:** Higgins, Stuart, Connolly

**Game Notes**

- Freddie Owens hit a three-pointer with one second left to cap the greatest comeback in Wisconsin history.
- The Badgers trailed by 13 points with 3:36 remaining but scored 16 of the last 18 points to pull out the win.
- Tulsa made just 1-4 shots and turned the ball over four times in the final four minutes of the game. UW, meanwhile, made 5-6 from the field and 5-6 from the free throw line without a turnover during that span.
- The Badgers were seeded fifth in the Midwest Region and Tulsa was No. 13.
- Wisconsin advanced to the "Sweet 16" for the second time in four years with the win.

**Kentucky 63,  
Wisconsin 57**

(March 27, HHH Metrodome - 28,168)

Wisconsin	MP	FG	3P	FT	R	F	A	TO	TP
Harris	36	6-9	1-2	2-3	3	4	4	4	15
Tucker	36	1-4	0-1	2-2	7	3	0	2	4
Wilkinson	35	4-11	1-5	4-7	3	5	1	2	13
Penney	40	6-12	5-7	3-4	6	2	3	4	20
Owens	27	1-8	0-5	0-0	2	2	0	1	2
Wade	18	1-1	1-1	0-0	2	0	1	2	3
Helmigk	3	0-0	0-0	0-0	0	0	0	0	0
Mader	5	0-0	0-0	0-0	1	4	0	0	0
team					2				
<b>TOTALS</b>	<b>200</b>	<b>19-45</b>	<b>8-21</b>	<b>11-16</b>	<b>26</b>	<b>20</b>	<b>9</b>	<b>15</b>	<b>57</b>
		(.422)	(.381)	(.688)					

**Blocked Shots (1):** Mader 1  
**Steals (7):** Harris 3, Wilkinson 2, Tucker 1, Wade 1

Kentucky	MP	FG	3P	FT	R	F	A	TO	TP
Daniels	32	2-3	0-0	5-6	6	1	2	3	9
Estill	32	12-18	0-0	4-10	6	3	0	1	28
Hayes	28	2-5	0-0	0-0	7	2	0	2	4
Fitch	31	3-7	0-1	1-2	1	2	1	2	7
Bogans	15	2-6	1-2	0-0	2	0	1	1	5
Hawkins	28	1-4	0-1	2-2	1	3	2	3	4
Azubuikie	9	0-2	0-1	0-0	0	3	1	1	0
Barbour	15	0-2	0-0	2-2	2	0	1	1	2
Camara	10	2-2	0-0	0-2	3	3	1	0	4
team					5				
<b>TOTALS</b>	<b>200</b>	<b>24-49</b>	<b>1-5</b>	<b>14-24</b>	<b>33</b>	<b>17</b>	<b>9</b>	<b>14</b>	<b>63</b>
		(.490)	(.200)	(.583)					

**Blocked Shots (4):** Estill 1, Hayes 1, Bogans 1, Hawkins 1  
**Steals (10):** Hawkins 4, Hayes 3, Bogans 1, Azubuikie 1, Barbour 1

**Halftime:** Kentucky 32, Wisconsin 28  
**Officials:** Donato, Jr., Haney, Scagliotta

**Game Notes**

- Kentucky, which entered the game with 25 straight wins, was ranked No. 1 in the country and was the No. 1 seed in the Midwest Region.
- In his final game as a Badger, Kirk Penney had 20 points and made 5-7 three-pointers.
- Wisconsin pulled within one point, 56-55, on a Mike Wilkinson layup with 1:33 left in the game.
- Kentucky scored six straight points after that to seal the victory.

**UW RECORD  
WHEN ...**

**Under Ryan 2002-03**

Ahead at the half	31-5	19-2
Behind at the half	12-15	5-5
Tied at the half	0-1	0-1
FG% of .450 or more	32-3	18-2
FG% less than .450	11-18	6-6
Better FG% than opp.	29-3	20-1
Worse FG% than opp.	13-18	4-7
Same FG% as opp.	1-0	0-0
Opp. shoots less than 45%	26-7	17-2
3FG% of 40% or more	16-1	8-0
3FG% less than 40%	27-20	16-8
Try more than 15 3FGs	26-14	16-7
Try 15 or fewer 3FGs	17-7	8-1
Make at least 70% FT	30-7	18-1
Try at least 25 FTs	14-2	5-1
Try less than 25 FTs	26-18	17-7
Outrebound opponent	27-7	17-1
Tied or outrebounded	16-14	7-7
More TOs than opp.	14-9	7-1
Same or fewer TOs	28-12	16-7
Commit 12 or more TOs	16-14	9-3
Commit less than 12 TOs	27-7	15-5
Score less than 50 pts.	0-3	0-0
Score 50-59 pts.	1-9	1-4
Score 60-69 pts.	15-8	8-3
Score 70-79 pts.	14-0	6-0
Score 80-89 pts.	11-1	8-1
Score 90 or more pts.	2-0	1-0
Allow less than 50 pts.	4-0	3-0
Allow 50-59 pts.	17-5	14-2
Allow 60-69 pts.	14-9	4-4
Allow 70-79 pts.	7-4	3-1
Allow 80-89 pts.	0-2	0-0
Allow 90 or more pts.	1-1	0-1
Overtime	1-1	0-0
vs. A.P. top 25 opponents	6-7	1-4
Home games	28-2	16-1
Road games	12-13	6-5
Neutral site games	3-6	2-2
Day games	21-4	11-2
Night games	22-17	13-6


**Games Decided By ...**

5 points or less	10-9	3-2
6-10 points	9-7	3-5
11-19 points	14-3	10-1
20 or more points	10-2	8-0

**Televised Games ....**

ESPN Plus	17-8	8-3
ESPN	4-2	3-1
ESPN2	0-2	0-1
CBS	5-2	4-1
Fox Sports Net	4-2	4-2

# Records



**Back-to-Back  
Big Ten Champions**



# TEAM RECORDS

## Single Season

### Most Games

1. 36 in 1999-00
2. 32 in 2002-03
- 32 in 2001-02
- 32 in 1998-99
- 32 in 1995-96

*Big Ten: 18, many times*

### Most Wins

1. 24 in 2002-03
- 22 in 1999-00
- 22 in 1998-99
4. 20 in 1940-41
- 20 in 1915-16

*Big Ten: 12 in 1912, 1914 and 2003*

### Highest Winning Pct.

1. 1.000 (15-0 in 1911-12)
- 1.000 (15-0 in 1913-14)
3. .952 (20-1 in 1915-16)
4. .933 (14-1 in 1912-13)
5. .882 (15-2 in 1929-30)
- .882 (15-2 in 1928-29)

*Big Ten: 1.000 (12-0 in both 1912 and 1914)*

### Points

1. 2,259 in 1993-94
2. 2,250 in 2002-03
3. 2,226 in 1991-92
4. 2,193 in 1986-87
5. 2,157 in 1999-00

*Big Ten: 1,338 in 1976*

### Scoring Average

1. 86.3 in 1970-71
2. 84.7 in 1961-62
3. 81.9 in 1963-64
4. 81.8 in 1966-67
5. 80.1 in 1967-68

*Big Ten: 84.1 in 1971*

### Scoring Defense

1. 52.6 in 1949-50
2. 53.0 in 1946-47
3. 53.4 in 1947-48
4. 55.2 in 1998-99
5. 55.3 in 1996-97

*Big Ten: 51.4 in 1949*

### Field Goal Pct. Def.

1. .248 in 1946-47
2. .276 in 1949-50
3. .277 in 1947-48
4. .291 in 1950-51
5. .300 in 1952-53

*Big Ten: .242 in 1947*

### Field Goals

1. 816 in 1993-94
2. 814 in 1985-86
3. 813 in 1986-87
4. 803 in 1984-85
5. 798 in 2002-03

*Big Ten: 535 in 1976*

### Field Goal Attempts

1. 1,915 in 1963-64
2. 1,831 in 1970-71
3. 1,818 in 1974-75
4. 1,812 in 1961-62
5. 1,808 in 1975-76

*Big Ten: 1,258 in 1976*

### Field Goal Percentage

1. .503 (743-1476) in 1990-91
2. .501 (774-1546) in 1988-89
3. .488 (803-1646) in 1984-85
4. .483 (814-1686) in 1985-86
5. .479 (813-1696) in 1986-87

*Big Ten: .486 (417-858) in 1991*

### 3-Pt. Field Goals

1. 225 in 1993-94
2. 219 in 1992-93
3. 211 in 2001-02
4. 207 in 1999-00
5. 204 in 1998-99

*Big Ten: 138 in 1993*

### 3-Pt. Field Goal Att.

1. 609 in 1993-94
2. 602 in 1999-00
3. 593 in 2001-02
4. 572 in 1998-99
5. 570 in 1992-93

*Big Ten: 374 in 1993*

### 3-Pt. Field Goal Pct.

1. .448 (146-326) in 1988-89
2. .447 (160-358) in 1986-87
3. .432 (126-292) in 1987-88
4. .426 (179-420) in 1991-92
5. .413 (186-450) in 1990-91

*Big Ten: .452 (85-188) in 1988*

### Free Throws

1. 495 in 1954-55
2. 486 in 1953-54
3. 473 in 1995-96
- 473 in 1952-53
5. 471 in 2001-02

*Big Ten: 345 in 1955*

### Free Throw Attempts

1. 717 in 1952-53
2. 695 in 1953-54
3. 693 in 1954-55
4. 687 in 1994-95
5. 682 in 1991-92

*Big Ten: 479 in 1955*

### Free Throw Pct.

1. .758 (413-545) in 1983-84
2. .743 (361-496) in 1984-85
3. .740 (413-558) in 1998-99
4. .733 (368-502) in 1985-86
5. .732 (453-619) in 2002-03

*Big Ten: .787 (200-254) in 1999*

### Rebounds

1. 1,268 in 1970-71
2. 1,245 in 1972-73
3. 1,207 in 1966-67
4. 1,196 in 1962-63
5. 1,177 in 1961-62

*Big Ten: 776 in 1976*

### Offensive Rebounds

1. 362 in 1995-96
2. 332 in 1989-90
3. 331 in 1993-94
4. 328 in 2001-02
5. 326 in 2002-03

### Rebound Average

1. 52.8 in 1970-71
2. 51.9 in 1972-73
3. 50.3 in 1966-67
4. 50.0 in 1950-51
5. 49.8 in 1962-63

*Big Ten: 51.6 in 1971*

### Opp. Rebounding Avg.

1. 29.5 in 1988-89
2. 29.6 in 2000-01
3. 29.8 in 1990-91
4. 30.5 in 1983-84
5. 30.7 in 1989-90

*Big Ten: 30.0 in 1984, 1989 and 2003*

**Assists**

- 506 in 1986-87
  - 478 in 1999-00
  - 472 in 1993-94
  - 469 in 1990-91
  - 456 in 1984-85
- Big Ten: 281 in 1987*

**Fewest Turnovers**

- 334 in 2002-03
  - 337 in 2000-01
  - 374 in 1984-85
  - 377 in 1998-99
  - 379 in 1983-84
- Big Ten: 166 in 2003*

**Fewest TOs/game**

- 10.4 in 2002-03
  - 11.3 in 1999-00
  - 11.6 in 2000-01
  - 11.8 in 1998-99
  - 12.9 in 2001-02
- Big Ten: 10.4 in 2003*

**Blocked Shots**

- 153 in 1991-92
  - 135 in 1993-94
  - 103 in 1994-95
  - 102 in 1999-00
  - 97 in 1996-97
- Big Ten: 79 in 1994*

**Steals**

- 236 in 1999-00
  - 224 in 1998-99
  - 221 in 2002-03
  - 220 in 1988-89
  - 214 in 1992-93
- Big Ten: 140 in 1993*

(NOTE: single-season team records in conference games only are listed in italics after each statistical category)

**Single Game**

**Points**

- 120 vs. SMU (120-82), 12/9/67
  - 115 vs. Miss. Valley St. (115-79), 12/23/93  
115 vs. Gonzaga (115-71), 12/17/63
  - 114 vs. Michigan Tech (114-70), 12/5/70
  - 113 vs. Iowa (113-87), 2/9/74
- Big Ten: 113 vs. Iowa, 2/9/74*

**Scoring Defense**

- 29 vs. Loyola-Chicago (66-29), 11/14/98  
29 vs. Michigan State (35-29), 2/24/51
  - 30 vs. Brown (52-30), 12/7/96
  - 33 vs. Northwestern (56-33), 1/17/98  
33 vs. Wash'ton (Mo.) (43-33), 12/9/57
- Big Ten: 29 vs. Michigan State (35-29), 2/24/51*

**Field Goals**

- 48 vs. Southern Methodist, 12/9/67  
48 vs. Gonzaga, 12/17/63
  - 44 vs. Eastern Illinois, 12/1/70  
44 vs. Illinois, 3/11/67  
44 vs. West Virginia, 12/18/65  
44 at LSU, 12/18/54
- Big Ten: 44 vs. Illinois, 3/11/67*

**Field Goal Attempts**

- 113 at Michigan State, 1/6/64
  - 111 vs. Michigan Tech, 12/5/70
  - 102 vs. South Dakota, 12/9/72
  - 99 vs. Northern Michigan, 12/11/71
  - 97 vs. West Virginia, 12/18/65
- Big Ten: 113 at Michigan State, 1/6/64*

**Field Goal Percentage**

- .744 (32-43) vs. Army, 12/30/79
  - .687 (33-48) vs. N. Illinois, 12/22/84
  - .667 (32-48) at New Mexico, 12/29/84
  - .649 (24-37) at Minnesota, 1/3/87
  - .648 (35-54) vs. E. Illinois, 12/28/95
- Big Ten: .649 (24-37) at Minnesota, 1/3/87*

**Field Goal Pct. Def.**

- .183 vs. Creighton, 1/8/49  
.183 vs. Missouri, 12/9/48
  - .184 vs. Brown, 12/7/96  
.184 vs. Purdue, 1/19/48  
.184 vs. Indiana, 1/15/49
- Big Ten: .184 vs. Purdue, 1/19/48 and .184 vs. Indiana, 1/15/49*

**3-Point Field Goals**

- 15 vs. Missouri, 3/19/94  
15 vs. Alcorn State, 12/29/92
  - 14 at Temple, 12/14/00  
14 vs. Michigan State, 2/2/94  
14 vs. Texas-Arlington, 12/22/90
- Big Ten: 14 vs. Michigan State, 2/2/94*

**3-Point Field Goal Att.**

- 40 vs. Temple, 12/3/01
  - 37 vs. Missouri, 3/19/94
  - 35 at Eastern Michigan, 12/10/94
  - 32 at Marquette, 12/31/94
  - 31 vs. UW-Milwaukee, 11/27/93  
31 vs. Northwestern, 2/3/93
- Big Ten: 31 vs. Northwestern, 2/3/93*

**3-Point Field Goal Pct.**

- (min. 8 attempts)
- .900 (9-10) at Illinois, 1/25/97
  - .889 (8-9) vs. N. Dakota St., 12/10/86
  - .778 (7-9) vs. Indiana, 3/3/90  
.778 (7-9) at Iowa, 2/10/90
  - .750 (6-8) vs. Gonzaga, 12/1/89  
.750 (9-12) vs. Denver, 12/14/88
- Big Ten: .900 (9-10) at Illinois, 1/25/97*

**Free Throws**

- 41 at Illinois, 1/1/55
  - 40 vs. Minnesota, 1/12/53
  - 37 at Michigan, 2/21/53
  - 36 vs. Ohio State, 2/6/02  
36 vs. Sam Houston State, 12/13/92
- Big Ten: 41 at Illinois, 1/1/55*

**Free Throw Attempts**

- 61 at Michigan, 2/21/53
  - 54 at Illinois, 1/1/55
  - 50 at Indiana, 2/12/62
  - 48 vs. Sam Houston State, 12/13/92  
48 vs. Michigan State, 3/9/53  
48 vs. Minnesota, 1/12/53
- Big Ten: 61 at Michigan, 2/21/53*

**Free Throw Pct.**

- (min. 12 attempts)
- 1.000 (22-22) vs. Purdue, 2/7/76  
1.000 (13-13) at Loyola, 12/12/87  
1.000 (12-12) vs. Marquette, 12/4/90  
1.000 (12-12) vs. S. Illinois, 12/3/83
  - .962 (25-26) vs. Michigan, 2/26/92
- Big Ten: 1.000 (22-22) vs. Purdue, 2/7/76*

**Rebounds**

- 79 vs. Michigan Tech, 12/5/70
  - 76 vs. South Dakota, 12/9/72
  - 74 vs. Iowa, 2/6/71  
74 vs. Washington (Mo.), 12/11/61
  - 73 vs. Gonzaga, 12/17/63
- Big Ten: 74 vs. Iowa, 2/6/71*

**Assists**

- 33 vs. Northwestern, 3/7/53
  - 31 vs. South Dakota, 12/6/84  
31 at Louisiana State, 12/18/54
  - 30 vs. Iowa, 3/9/94
  - 29 vs. Mississippi Valley St., 12/23/93
- Big Ten: 33 vs. Northwestern, 3/7/53*



**Fewest Turnovers**

- 2 vs. Penn State, 3/3/93
  - 4 vs. Michigan State, 3/11/00
  - 5, eight times; MR vs. Tulsa (3/22/03)
- Big Ten: 2 vs. Penn State, 3/3/93*

**Blocked Shots**

- 12 vs. Northwestern, 3/9/00
- 11 at Portland, 11/30/91
- 11 vs. Texas-Arlington, 12/22/90
- 11 vs. Ferris State, 11/28/88
- 11 vs. Rollins, 12/1/73

*Big Ten: 12 vs. Northwestern, 3/9/00\**

**Steals**

- 17 vs. Michigan State, 1/7/88
- 16 vs. New Hampshire, 12/11/02
- 16 vs. Denver, 12/14/88
- 15, five times; MR

*Big Ten: 17 vs. Michigan State, 1/7/88*

(NOTE: single-game team records in conference games only are listed in italics after each statistical category)

\*Big Ten Tournament game

**Single Half****Points**

- 67 vs. Iowa, 1/25/88 (2nd)
- 65 vs. Cleveland State, 12/22/79 (2nd)
- 65 vs. Gonzaga, 12/17/63 (2nd)
- 63 vs. Miss. Valley St., 12/23/93 (2nd)
- 63 vs. So. Methodist, 12/9/67 (1st)

*Big Ten: 67 vs. Iowa, 1/25/88 (2nd)*

**Scoring Defense**

- 8 vs. Pittsburgh, 12/12/47 (1st)
- 10 at Marquette, 12/23/98 (1st)
- 10 at Marquette, 12/31/48 (1st)
- 11 vs. Michigan State, 2/9/48 (2nd)
- 12 vs. Brown, 12/7/96 (2nd)
- 12 vs. UNC-Wilmington, 11/30/96 (1st)
- 12 vs. Marquette, 12/2/50 (2nd)

*Big Ten: 11 vs. Michigan State, 2/9/48 (2nd)*

**Field Goals**

- 28 vs. Georgia, 12/17/63 (2nd)
- 27 vs. Iowa, 1/25/88 (2nd)
- 26 vs. SMU, 12/9/67 (1st)
- 25 vs. Purdue, 3/2/68 (2nd)
- 25 vs. West Virginia, 12/18/65 (1st)
- 25 vs. Indiana, 2/25/63 (1st)

*Big Ten: 27 vs. Iowa, 1/25/88 (2nd)*

**Field Goal Attempts**

- 58 at Michigan State, 1/6/64 (2nd)
- 57 vs. Michigan Tech, 12/5/70 (2nd)
- 56 vs. SIU-Edwardsville, 12/2/72 (2nd)
- 56 vs. Ohio State, 2/29/70 (2nd)
- 55 at Michigan State, 1/6/64 (1st)

*Big Ten: 58 at Michigan State, 1/6/64 (2nd)*

**Field Goal Percentage**

- .778 (14-18) vs. Bowling Green, 3/13/91 (2nd)
- .773 (17-22) vs. N. Illinois, 12/18/84 (2nd)
- .762 (16-21) vs. Northwestern, 1/30/88 (1st)
- .760 (19-25) vs. Army, 12/30/79 (2nd)
- .750 (15-20) vs. NE Illinois, 11/28/95 (1st)

*Big Ten: .762 (16-21) vs. N'wstn., 1/30/88 (1st)*

**Field Goal Pct. Def.**

- .118 vs. Brown, 12/7/96 (2nd)
- .136 at Marquette, 12/23/98 (1st)
- .154 vs. Michigan State, 1/17/96 (1st)
- .158 vs. Northwestern, 2/18/01 (1st)
- .158 vs. Northwestern, 2/10/99 (1st)

*Big Ten: .154 vs. Michigan State, 1/17/96 (1st)*

**3-Point Field Goals**

- 11 at E. Michigan, 12/10/94 (2nd)
- 10 vs. Michigan, 12/16/00 (1st)
- 9, six times; MR at Temple, 12/9/98 (1st)

*Big Ten: 10 vs. Michigan, 12/16/00*

**3-Point Field Goal Att.**

- 24 at E. Michigan, 12/10/94 (2nd)
- 22 vs. Missouri, 3/19/94 (2nd)
- 18 vs. Iowa, 1/25/88 (2nd)
- 17, seven times; MR at Tennessee, 11/21/00 (2nd)

*Big Ten: 17, four times; MR vs. Michigan State, 2/2/94 (1st)*

**3-Point Field Goal Pct.**

(min. 5 attempts)

- 1.000 (10-10) vs. Michigan, 2/16/00 (1st)
- 1.000 (6-6) at Illinois, 1/25/97 (1st)
- 1.000 (5-5) at Wright St., 12/5/95 (2nd)
- 1.000 (6-6) vs. North Dakota State, 12/10/86 (1st)
- .857 (6-7) at Iowa, 2/10/90 (1st)

*Big Ten: 1.000 (10-10) vs. Michigan, 2/16/00 (1st)*

**Free Throws**

- 31 at St. Bonaventure, 12/14/96 (2nd)
- 27 vs. Ohio State, 3/4/89 (2nd)
- 26 vs. Marquette, 2/19/90 (2nd)
- 23 vs. Washington State, 12/1/84 (2nd)
- 22, five times; MR vs. Iowa, 1/16/01 (2nd)

*Big Ten: 27 vs. Ohio State, 3/4/89 (2nd)*

**Free Throw Attempts**

- 42 at St. Bonaventure, 12/14/96 (2nd)
- 36 vs. Ohio State, 3/4/89 (2nd)
- 35 vs. Minnesota, 1/7/91 (2nd)
- 33 vs. Marquette, 2/19/90 (2nd)
- 31 at Indiana, 2/12/62 (2nd)

*Big Ten: 36 vs. Ohio State, 3/4/89 (2nd)*

**Free Throw Pct.**

(min. 12 attempts)

- 1.000 (15-15) vs. Purdue, 2/7/76 (2nd)
- 1.000 (13-13) vs. Purdue, 2/2/92 (1st)
- 1.000 (13-13) at Ohio St., 1/7/89 (2nd)
- 1.000 (13-13) vs. Florida, 12/20/67 (2nd)
- 1.000 (12-12) at Marquette, 12/4/90 (2nd)
- 1.000 (12-12) vs. Pittsburgh, 12/30/86 (2nd)

*Big Ten: 1.000 (15-15) vs. Purdue, 2/7/76 (2nd)*

**Rebounds**

- 46 vs. Michigan Tech, 12/1/71 (2nd)
- 46 vs. Gonzaga, 12/17/63 (2nd)
- 45 vs. South Dakota St., 12/9/72 (1st)
- 43 at Michigan State, 1/6/64 (1st)
- 40 vs. DePauw, 12/15/73 (1st)
- 40 vs. Michigan Tech, 12/5/70 (1st)
- 40 vs. Boston College, 12/18/64 (1st)

*Big Ten: NA*

**Assists**

- 17 vs. Miss. Valley St., 12/23/93 (2nd)
- 17 vs. Alcorn State, 12/29/92 (1st)
- 17 vs. UT-Arlington, 12/22/90 (2nd)
- 17 vs. Iowa State, 12/7/74 (1st)
- 16 vs. Iowa, 1/25/88 (2nd)
- 16 vs. LSU, 12/18/54 (1st)

*Big Ten: 16 vs. Iowa, 1/25/88 (2nd)*

**Fewest Turnovers**

- 0 vs. Indiana, 1/4/97 (2nd)
- 1, seven times; MR vs. Penn State, 3/3/93 (1st and 2nd)

*Big Ten: 0 vs. Indiana, 1/4/97 (2nd)*

**Blocked Shots**

- 7 at Illinois, 1/22/92 (1st)
- 7 vs. UT-Arlington, 12/22/90 (1st)
- 7 vs. San Francisco St., 11/29/90 (2nd)
- 7 vs. Rollins College, 12/1/73 (1st)
- 6 four times; MR vs. Northwestern, 3/9/00 (1st and 2nd)

*Big Ten: 7 at Illinois, 1/22/92 (1st)*

**Steals**

- 11 vs. Denver, 12/14/88 (2nd)
- 10 vs. Minnesota, 1/22/00 (1st)
- 10 vs. Michigan State, 1/7/88 (1st)
- 10 at Purdue, 1/30/82 (2nd)
- 9, six times; MR vs. New Hampshire, 12/11/02 (2nd)

*Big Ten: 10, three times; MR vs. Minnesota, 1/22/00 (1st)*

## Scoring Margins

### Biggest Wins

- 55 Denver (89-34), 12/14/88
- 52 Morgan State (94-42), 12/23/79
- 52 N. Dakota State (102-50), 1/23/62
- 49 New Hampshire (85-36), 12/11/02
- 46 North Dakota (94-48), 12/7/68

### Biggest Home Wins

- 55 Denver (89-34), 12/14/88
- 52 Morgan State (94-42), 12/23/79
- 52 N. Dakota State (102-50), 1/23/62
- 49 New Hampshire (85-36), 12/11/02
- 46 North Dakota (94-48), 12/7/68

### Biggest Road Wins

- 38 at Chaminade (104-66), 11/22/95
- 37 vs. Nebraska (78-41), 11/22/98
- 36 at Loyola Marymount (103-67), 12/4/93
- 35 vs. Navy (93-58), 12/29/91
- 34 at Chicago (54-20), 2/9/42

## Attendance

### Largest Crowds to Watch the Badgers

No.	Attend.	Arena	Date	Score
1.	43,116	RCA Dome, Indianapolis	4/1/00	Mich. State 53, UW 41
2.	28,168	HHH Metrodome, Minneapolis	3/27/03	Kentucky 63, UW 57
3.	23,266	Rupp Arena, Lexington	11/27/76	Kentucky 72, UW 64
4.	22,011	United Center, Chicago	3/11/00	Mich. State 55, UW 46
5.	21,739	United Center, Chicago	3/9/01	Indiana 64, UW 52
6.	21,711	United Center, Chicago	3/6/98	Illinois 66, UW 61
	21,711	United Center, Chicago	3/5/98	UW 52, Penn State 51
8.	20,695	United Center, Chicago	3/6/99	Mich. State 56, UW 41
9.	20,297	United Center, Chicago	3/5/99	UW 74, Iowa 50
10.	19,627	United Center, Chicago	3/10/00	UW 78, Purdue 66
11.	19,200	Value City Arena, Columbus	2/10/01	Ohio State 63, UW 58
12.	19,165	Chicago Stadium	2/15/47	UW 54, Northwestern 52
13.	19,100	Value City Arena, Columbus	2/2/00	Ohio State 51, UW 48
14.	18,996	Conseco Fieldhouse, Indianapolis	3/8/02	Iowa 58, UW 56
15.	18,789	MCI Center, Washington, D.C.	3/17/02	Maryland 87, UW 57
16.	18,770	MCI Center, Washington, D.C.	3/15/02	UW 80, St. John's 70
17.	18,692	Value City Arena, Columbus	2/24/99	Ohio State 63, UW 54
18.	18,677	Bradley Center, Milwaukee	12/14/02	Marquette 63, UW 54
19.	18,545	Bradley Center, Milwaukee	12/23/98	UW 61, Marquette 45
20.	18,543	Bradley Center, Milwaukee	1/2/93	UW 77, Marquette 67

### Biggest Defeats

- 53 at Iowa (48-101), 2/10/86
- 53 at Indiana (61-114), 1/3/76
- 44 at UCLA (56-100), 12/28/66
- 44 Michigan (59-103), 2/22/64
- 41 at UCLA (53-94), 11/25/72
- 41 at Rice (37-78), 12/6/58

### Biggest Home Defeats

- 44 Michigan (59-103), 2/22/64
- 37 Ohio State (69-106), 2/8/60
- 33 Purdue (42-75), 2/7/96
- 32 Ohio State (68-100), 1/30/61
- 31 Minnesota (78-109), 2/12/94
- 31 Michigan State (57-88), 2/2/59

### Biggest Road Defeats

- 53 at Iowa (48-101), 2/10/86
- 53 at Indiana (61-114), 1/3/76
- 44 at UCLA (56-100), 12/28/66
- 41 at UCLA (53-94), 11/25/72
- 41 at Rice (37-78), 12/6/58

## UW'S 100-POINT GAMES

- 120 Southern Methodist (82), 12/9/67
- 115 Mississippi Valley St. (79), 12/23/93
- 115 Gonzaga (71), 12/17/63
- 114 Michigan Tech (70), 12/5/70
- 113 Iowa (87), 2/9/74
- 110 Alcorn State (81), 12/29/92
- 110 Northwestern (94), 2/21/67
- 108 Detroit Mercy (86), 12/23/92
- 107 Michigan Tech (74), 12/1/71
- 107 Louisiana State (68), 12/18/54
- 106 UW-Milwaukee (84), 11/27/93
- 105 Eastern Illinois (70), 12/28/95
- 105 Texas-Arlington (74), 12/22/90
- 105 DePauw (63), 11/29/75
- 105 at Indiana (94), 2/12/62
- 105 vs. Dayton (93), 12/28/61
- 104 vs. Chaminade (66), 11/22/95
- 104 Cal. State-L.A. (88), 12/27/85
- 104 Northern Michigan (65), 12/11/71
- 104 Purdue (84), 3/2/68
- 104 vs. Arizona (77), 12/30/66
- 104 vs. Georgia Tech (84), 12/28/63
- 103 Cleveland State (78), 12/22/79
- 103 Grambling (83), 12/29/93
- 103 at Loyola Marymount (67), 12/4/93
- 103 Michigan State (96), 2/22/75
- 103 Illinois (101), 2/19/62
- 102 Eastern Illinois (84), 12/1/70
- 102 Illinois (92), 3/11/67
- 102\* at Michigan (120), 2/12/66
- 102 Indiana (96), 2/25/63
- 102 North Dakota State (50), 1/23/62
- 101 Northwestern (87), 2/3/93
- 101 Charleston Southern (72), 12/14/92
- 101 Illinois (75), 1/19/74
- 101 Michigan State (74), 2/29/72
- 100 Florida A&M (56), 11/26/83
- 100 SIU-Edwardsville (74), 12/2/72
- 100\* at Iowa (119), 2/10/70

\*losses



# WINNING STREAKS AND BEST STARTS

## All-time Badger Winning Streaks

### Overall

No.	Began	Opponent	Site	Score	Ended	Opponent	Site	Score
29	Dec. 9, 1911	Beloit	H	31-18	Mar. 7, 1913	Chicago	A	10-23
24	Dec. 13, 1913	Knox	H	48-15	Jan. 23, 1915	Chicago	H	19-24
19	Jan. 11, 1941	Iowa	H	49-35	Dec. 31, 1941	Dartmouth	N	49-57
16	Jan. 29, 1916	Chicago	A	29-18	Jan. 13, 1917	Minnesota	A	25-33
12	Dec. 10, 1915	Beloit	H	38-11	Jan. 22, 1916	Illinois	A	20-27
12	Feb. 1, 1907	Illinois	H	47-13	Feb. 28, 1908	Chicago	A	19-24

### Single Season


No.	Began	Opponent	Site	Score	Ended	Opponent	Site	Score
15	Jan. 11, 1941	Iowa	H	49-35	Mar. 29, 1941	Washington St.	N	39-34
15	Dec. 13, 1913	Knox	H	48-15	Mar. 10, 1914	Purdue	A	27-13
15	Dec. 9, 1911	Beloit	H	31-18	Mar. 16, 1912	Indiana	A	32-21
14	Dec. 7, 1912	Ripon	H	40-13	Mar. 7, 1913	Chicago	A	10-23
12	Dec. 10, 1915	Beloit	H	38-11	Jan. 22, 1916	Illinois	A	20-27

### Home Games (Overall)

No.	Began	Opponent	Site	Score	Ended	Opponent	Site	Score
33	Mar. 8, 1911	Northwestern	H	23-11	Jan. 23, 1915	Chicago	H	19-24
24	Jan. 14, 1929	Indiana	H	24-20	Feb. 14, 1931	Minnesota	H	15-42
18	Feb. 19, 1915	Purdue	H	26-21	Jan. 26, 1917	Chicago	H	13-21
18	Feb. 27, 1909	Purdue	H	29-6	Mar. 1, 1911	Minnesota	H	13-21
15	Jan. 31, 1920	Minnesota	H	28-12	Dec. 16, 1921	Butler	H	20-26

### Road Games (Overall)

No.	Began	Opponent	Site	Score	Ended	Opponent	Site	Score
12	Dec. 20, 1911	Beloit	A	20-12	Mar. 7, 1913	Chicago	A	10-23
10	Jan. 10, 1914	Illinois	A	26-25	Feb. 8, 1915	Illinois	A	19-39
7	Jan. 29, 1916	Chicago	A	29-18	Jan. 13, 1917	Minnesota	A	25-33
7	Dec. 30, 1915	Ripon	A	27-15	Jan. 22, 1916	Illinois	A	20-27
7	Mar. 3, 1905	Co. F Portage	A	52-28	Mar. 2, 1906	Chicago	A	18-35



Ty Calderwood and the 1998-99 Badgers started the season 12-1.

## UW's Best Starts

### Unbeaten

6-0: 15 times, last in 1996-97  
 7-0: 13 times, last in 1993-94  
 8-0: 10 times, last in 1993-94  
 9-0: 7 times, last in 1993-94  
 10-0: 5 times, last in 1993-94  
 11-0: 5 times, last in 1993-94  
 12-0: 4 times, last in 1915-16  
 13-0: 3 times, last in 1913-14  
 14-0: 3 times, last in 1913-14  
 15-0: 2 times, last in 1913-14

No UW team has ever been unbeaten with more than 15 wins.

### One-Loss

6-1: 22 times, last in 2002-03  
 7-1: 15 times, last in 2000-01  
 8-1: 13 times, last in 2000-01  
 9-1: 14 times, last in 2000-01  
 10-1: 7 times, last in 2000-01  
 11-1: 5 times, last in 1998-99  
 12-1: 6 times, last in 1998-99  
 13-1: 2 times, last in 1928-29  
 14-1: 3 times, last in 1928-29  
 15-1: once, in 1915-16  
 16-1: once, in 1915-16  
 17-1: once, in 1915-16  
 18-1: once, in 1915-16  
 19-1: once, in 1915-16  
 20-1: once, in 1915-16



# OPPONENT RECORDS

## Individual

### Field Goals

- 18 Lynn Greer (Temple), 12/3/01
- 18 Scott Skiles (Michigan State), 1/30/86
- 18 Bill Bradley (Princeton), 12/21/63

### Field Goal Attempts

- 42 Oliver Shannon (Minnesota), 3/6/71
- 42 Pete Maravich (LSU), 12/15/67

### Field Goal Percentage (min. 10 att.)

- .929 (13-14), Quinn Buckner (Indiana), 1/20/75
- .929 (13-14), Terry Furlow (Michigan State), 1/25/75

### Three-point Field Goals

- 8 Shawn Respert (Michigan State), 3/11/95

### Three-point Field Goal Attempts

- 17 Shawn Respert (Michigan State), 3/11/95

### Three-point FG Percentage (min. 6 att.)

- 1.000 (7-7), Glen Rice (Michigan), 2/25/89
- 1.000 (6-6), Doug Altenberger (Illinois), 2/7/87

### Free Throws

- 17 Geno Carlisle (Northwestern), 2/21/96
- 17 Dennis Hopson (Ohio State), 2/12/87

### Free Throw Attempts

- 22 Dennis Hopson (Ohio State), 2/12/87

### Free Throw Percentage (min. 10 att.)

- 1.000, many times (Most — 14-14, Glenn Robinson (Purdue), 2/13/93)

### Rebounds

- 30 Chuck Darling (Iowa), 3/3/52

### Assists

- 16 Arriel McDonald (Minnesota), 1/12/94

### Blocked Shots

- 9 Acie Earl (Iowa), 1/29/92

### Steals

- 8 Brett Etherington (Butler), 12/15/90
- 8 Brent Carmichael (N. Iowa), 12/1/82
- 8 Darryl Mitchell (Minnesota), 1/8/81

### Minutes Played

- 55 Steve Alford (Indiana), 2/16/87
- 55 Terry Donnelly (Michigan State), 1/29/77

## Team

### Points in a Half

- 63 Kentucky, 2nd, 12/20/63

### Field Goals

- 49 Michigan, 2/12/66

### Field Goal Attempts

- 108 Minnesota, 3/6/71

### Field Goal Percentage

- .702 (33-47), Indiana, 2/24/01

### Field Goal Percentage in a Half

- .818 (18-22), 2nd, Michigan State, 2/24/68

### Three-point Field Goals

- 14 Indiana, 2/24/01

### Three-point Field Goal Attempts

- 33 Illinois, 1/25/97

### Three-point FG Percentage (min 8 att.)

- .875 (7-8), Illinois, 2/7/87

### Free Throws

- 40 Iowa, 1/21/95

### Free Throw Attempts

- 52 Iowa, 1/21/95

### Free Throw Percentage (min. 12 att.)

- 1.000, many (Most: 25-25, Purdue, 2/7/76)

### Rebounds

- 83 Michigan State, 3/2/59

### Assists

- 33 UCLA, 11/25/72

### Fewest Turnovers

- 4 Illinois, 2/3/96

### Blocked Shots

- 13 Georgia, 12/28/74

### Steals


- 20 Indiana, 1/31/76

## MOST POINTS/INDIVIDUAL

- 50 Terry Dischinger (Purdue), 1/27/62
- 47 Bill Bradley (Princeton), 12/21/63
- 47 Lynn Greer (Temple), 12/3/01
- 44 Henry Wilmore (Michigan), 1/9/71
- 44 Tony Smith (Marquette), 2/19/90
- 44 Jimmy Rayl (Indiana), 2/12/62
- 42 Glenn Robinson (Purdue), 2/13/93
- 42 Oliver Shannon (Minnesota), 3/6/71
- 42 Pete Maravich (LSU), 12/15/67
- 41 Scott May (Indiana), 2/26/76
- 40 Rick Mount (Purdue), 1/9/68
- 40 Gary Bradds (Ohio State), 2/15/64

## MOST POINTS/TEAM

- 120 at Michigan (102), 2/12/66
- 119 at Iowa (100), 2/10/70
- 114 at Indiana (61), 1/31/76
- 111 at Minnesota (92), 2/1/64
- 109 vs. Missouri (96), 3/19/94
- 109 Minnesota (78), 2/12/94
- 108 at Indiana (82), 2/24/64
- 108 at Kentucky (85), 12/20/63
- 107 at Michigan (86), 2/2/76
- 107 at Purdue (80), 2/16/74



WISCONSIN RECORDS



# INDIVIDUAL RECORDS

## Career

### Points

- 2,147 Michael Finley, 1992-95
- 1,854 Danny Jones, 1987-90
- 1,745 Claude Gregory, 1978-81
- 1,736 Rick Olson, 1983-86
- 1,545 Trent Jackson, 1986-89
- 1,454 Kirk Penney, 2000-03
- 1,408 Clarence Sherrod, 1969-71
- 1,405 Cory Blackwell, 1982-84
- 1,294 Sean Mason, 1995-96, '98-99
- 1,264 Tracy Webster, 1992-94

Big Ten: 1,385, Michael Finley, 1992-95

### Scoring Average

- 19.6 Clarence Sherrod, 1969-71
- 18.7 Michael Finley, 1992-95
- 18.1 Wes Matthews, 1978-80
- 16.9 Cory Blackwell, 1982-84
- 16.9 Joe Franklin, 1966-68
- 16.6 Leon Howard, 1971-73
- 15.9 Claude Gregory, 1978-81
- 15.9 James Johnson, 1967-69
- 15.7 Danny Jones, 1987-90
- 15.6 Rashard Griffith, 1994-95
- 15.6 Trent Jackson, 1986-89

Big Ten: 21.1, Clarence Sherrod, 1969-71

### Field Goals


- 739 Michael Finley, 1992-95
- 729 Rick Olson, 1983-86
- 723 Danny Jones, 1987-90
- 656 Claude Gregory, 1978-81
- 563 Cory Blackwell, 1982-84
- 557 Trent Jackson, 1986-89
- 503 Kirk Penney, 2000-03
- 500 Clarence Sherrod, 1969-71
- 489 Wes Matthews, 1978-80
- 465 Joe Chnelich, 1977-80

Big Ten: 471, Michael Finley, 1992-95

### Field Goal Attempts

- 1,681 Michael Finley, 1992-95
- 1,535 Rick Olson, 1983-86
- 1,492 Claude Gregory, 1978-81
- 1,351 Danny Jones, 1987-90
- 1,234 Cory Blackwell, 1982-84
- 1,230 Clarence Sherrod, 1969-71
- 1,218 Bob Litzow, 1956-58
- 1,206 Trent Jackson, 1986-89
- 1,199 Don Rehfeldt, 1947-50
- 1,158 Kirk Penney, 2000-03

Big Ten: 1,098, Michael Finley, 1992-95



Michael Finley finished his career as the UW's all-time leader in points, field goals, field goal attempts, three-point field goal attempts and free throws. He is also second in scoring average and free throw attempts.

### Field Goal Percentage

(min. 500 attempts)

- .573 Patrick Tompkins (306-534), 1988-91
- .557 Andy Kowske (359-645), 1998-01
- .554 Rashard Griffith (294-531), 1994-95
- .545 Willie Simms (391-717), 1988-91
- .535 Danny Jones (723-1351), 1987-90
- .527 J.J. Weber (405-768), 1984-87
- .512 Joe Chnelich (465-908), 1977-80
- .493 M. Heineman (262-532), 1984-87
- .493 Brad Sellers (356-723), 1982-83
- .491 Scott Roth (455-927), 1982-85

Big Ten (min. 400 att.): .532, Danny Jones (446-839), 1987-90

### 3-Point Field Goals

- 227 Tim Locum, 1988-91
- 217 Kirk Penney, 2000-03
- 213 Michael Finley, 1992-95
- 193 Trent Jackson, 1986-89
- 167 Tracy Webster, 1992-94
- 166 Sean Mason, 1995-99
- 162 Andy Kilbride, 1992-95
- 120 Jon Bryant, 1999-2000
- 112 Devin Harris, 2002-present
- 103 Duany Duany, 1996-2000

Big Ten: 141, Michael Finley, 1992-95

### 3-Point Field Goal Att.

- 631 Michael Finley, 1992-95
- 561 Kirk Penney, 2000-03
- 481 Tim Locum, 1988-91
- 471 Sean Mason, 1995-99
- 430 Trent Jackson, 1986-89
- 406 Tracy Webster, 1992-94
- 388 Andy Kilbride, 1992-95
- 319 Jon Bryant, 1999-2000
- 316 Duany Duany, 1996-2000
- 298 Devin Harris, 2002-present

Big Ten: 413, Michael Finley, 1992-95

### 3-Point Field Goal Pct.

(min. 60 attempts)

- .475 Mike Heineman (29-61), 1984-87
- .472 Tim Locum (227-481), 1988-91
- .449 Trent Jackson (193-430), 1986-89
- .431 Brian Good (94-218), 1989-92
- .424 Shelton Smith (59-139), 1985-87
- .418 Andy Kilbride (162-388), 1992-95
- .411 Tracy Webster (167-406), 1992-94
- .396 John Ellenson (36-91), 1989-91
- .387 Kirk Penney (217-561), 2000-03
- .376 Jon Bryant (120-319), 1999-00

Big Ten (min. 100 att.): .454, Tim Locum (128-282), 1988-91; and Trent Jackson (128-282), 1986-89

### Free Throws

- 456 Michael Finley, 1992-95
- 433 Claude Gregory, 1978-81
- 408 Danny Jones, 1987-90
- 408 Clarence Sherrod, 1969-71
- 332 Sean Mason, 1995-99
- 316 Dick Cable, 1952-55
- 307 Paul Morrow, 1952-54
- 301 James Johnson, 1967-69
- 299 Leon Howard, 1971-73
- 297 Joe Franklin, 1966-68

Big Ten: 302, Michael Finley, 1992-95

### Free Throw Attempts

- 599 Danny Jones, 1987-90
- 593 Michael Finley, 1992-95
- 586 Claude Gregory, 1978-81
- 522 Clarence Sherrod, 1969-71
- 476 Joe Franklin, 1966-68
- 449 Paul Morrow, 1952-54
- 429 James Johnson, 1967-69
- 423 Leon Howard, 1971-73
- 422 Ab Nicholas, 1950-52
- 418 Sean Mason, 1995-99

Big Ten: 387, Michael Finley, 1992-95; and Claude Gregory, 1978-81

### Free Throw Pct.

(min. 175 attempts)

1. .870 Rick Olson (260-299), 1983-86
2. .856 Tim Locum (166-194), 1988-91
3. .817 Wes Matthews (273-334), 1978-80
4. .804 Mike Carlin (172-214), 1966-68
5. .801 Dick Miller (246-307), 1954-56
6. .794 Sean Mason (332-418), 1995-99
7. .782 C. Sherrod (408-522), 1969-71
8. .775 Tracy Webster (207-267), 1992-94
9. .773 Trent Jackson (238-308), 1986-89
10. .770 Mike Wilkinson (174-226), 2002-present

Big Ten (min. 100 att.): .874, Rick Olson (166-190), 1983-86

### Rebounds


1. 904 Claude Gregory, 1978-81
2. 858 Joe Franklin, 1966-68
3. 841 Joe Chernelich, 1977-80
4. 806 Kim Hughes, 1972-74
5. 718 Larry Petty, 1978-81
6. 680 Dale Koehler, 1973-76
7. 656 Andy Kowske, 1998-01
8. 648 Michael Finley, 1992-95
9. 644 Sean Daugherty, 1995-98
10. 641 Tom Gwyn, 1961-63

Big Ten: 609, Claude Gregory, 1978-81

### Rebounding Average

(min. 500 rebounds)

1. 11.9 Joe Franklin, 1966-68
2. 11.2 Kim Hughes, 1972-74
3. 10.4 Jack Brens, 1962-64
4. 8.9 Tom Gwyn, 1961-63
5. 8.7 Dale Koehler, 1973-76



Joe Franklin ended his career as the UW's career leader in rebounding average and second in total rebounds.

6. 8.2 Claude Gregory, 1978-81
7. 7.8 Kerry Hughes, 1972-74
8. 7.7 Joe Chernelich, 1977-80
9. 7.6 Leon Howard, 1971-73
- 7.6 Ken Siebel, 1961-63

Big Ten (min. 350 reb.): 12.4, Joe Franklin, 1966-68

### Offensive Rebounds

1. 240 Andy Kowske, 1998-01
2. 227 Sean Daugherty, 1995-98
3. 205 Michael Finley, 1992-95
4. 181 Patrick Tompkins, 1988-91
5. 176 Willie Simms, 1988-91
6. 150 Rashard Griffith, 1994-95
7. 149 Mike Wilkinson, 2002-present
8. 145 Charlie Wills, 1999-02
9. 144 Mark Vershaw, 1998-01
- 144 Kurt Portmann, 1987-90

Offensive rebounds first tracked in 1987-88

### Assists

1. 501 Tracy Webster, 1992-94
2. 388 Mike Heineman, 1984-87
3. 371 Michael Finley, 1992-95
4. 344 Mike Kelley, 1998-01
5. 335 Tom Molaski, 1986-89
6. 311 Mark Vershaw, 1998-01
7. 290 Arnold Gaines, 1977-80
8. 261 Trent Jackson, 1986-89
9. 259 Rick Olson, 1983-86
10. 255 Scott Roth, 1982-85
- 255 Wes Matthews, 1978-80

Big Ten: 295, Tracy Webster, 1992-94

### Steals

1. 275 Mike Kelley, 1998-01
2. 183 Tracy Webster, 1992-94
3. 168 Michael Finley, 1992-95
4. 151 Trent Jackson, 1986-89
5. 133 Hennssy Auriantal, 1996-99
6. 131 Claude Gregory, 1978-81
7. 113 Wes Matthews, 1978-80
8. 111 Ty Calderwood, 1997, '99
9. 110 Tom Molaski, 1986-89

Big Ten: 138, Mike Kelley, 1998-01


### Blocked Shots

1. 124 Rashard Griffith, 1994-95
2. 120 Brad Sellers, 1982-83
3. 102 Kurt Portmann, 1987-90
4. 95 J.J. Weber, 1984-87
5. 92 Louis Ely, 1991-93
6. 86 Andy Kowske, 1998-01
7. 78 Michael Finley, 1992-95
8. 71 Sam Okey, 1996-98
9. 67 Claude Gregory, 1978-81
10. 63 Grant Johnson, 1991-94

Big Ten: 80, Rashard Griffith, 1994-95

### Games Played

1. 129 Charlie Wills, 1999-02
2. 128 Mike Kelley, 1998-01
- 128 Andy Kowske, 1998-01
- 128 Mark Vershaw, 1998-01



Rick Olson is the only Badger to start every game in his career. He is also tops on the UW's career minutes played list with 3,962.

5. 127 Kirk Penney, 2000-03
6. 118 Tim Locum, 1988-91
- 118 Danny Jones, 1987-90
- 118 Kurt Portmann, 1987-90
9. 117 Sean Daugherty, 1995-98
10. 115 Michael Finley, 1992-95

Big Ten: 72, five players tied

### Games Started

1. 116 Mike Kelley, 1998-01
2. 112 Rick Olson, 1983-86
- 112 Michael Finley, 1992-95
4. 109 Andy Kowske, 1998-01
- 109 Danny Jones, 1987-90
6. 108 Joe Chernelich, 1977-80
7. 99 Larry Petty, 1978-81
8. 92 Kirk Penney, 2000-03
9. 88 Tracy Webster, 1992-94
- 88 Claude Gregory, 1978-81

Big Ten: 72, Rick Olson, 1983-86

### Minutes Played

1. 3,962 Rick Olson, 1983-86
2. 3,945 Michael Finley, 1992-95
3. 3,712 Mike Kelley, 1998-01
4. 3,623 Danny Jones, 1987-90
5. 3,466 Mark Vershaw, 1998-01
6. 3,416 Kirk Penney, 2000-03
7. 3,410 Claude Gregory, 1978-81
8. 3,392 Larry Petty, 1978-81
9. 3,118 Andy Kowske, 1998-01
10. 3,007 Sean Daugherty, 1995-98

Big Ten: 2,588, Michael Finley, 1992-95



## Season

### Points

- 620 Michael Finley, 1993
  - 611 Danny Jones, 1989
  - 592 Michael Finley, 1994
  - 574 Trent Jackson, 1989
  - 571 Rick Olson, 1986
  - 570 Clarence Sherrod, 1971
  - 554 Michael Finley, 1995
  - 550 Claude Gregory, 1981
  - 549 Wes Matthews, 1980
  - 548 Danny Jones, 1990
- Big Ten: 417, Michael Finley, 1993*

### Scoring Average

- 23.8 Clarence Sherrod, 1971
  - 22.7 Joe Franklin, 1968
  - 22.4 Clarence Sherrod, 1970
  - 22.1 Michael Finley, 1993
  - 20.5 Michael Finley, 1995
  - 20.4 Michael Finley, 1994
  - 20.4 Danny Jones, 1989
  - 20.4 Rick Olson, 1986
  - 20.4 Claude Gregory, 1981
  - 20.2 Dick Cable, 1955
- Big Ten: 24.8, Clarence Sherrod, 1970*

### Rebounds

- 344 Jim Clinton, 1951
  - 334 Joe Franklin, 1968
  - 306 Jack Brens, 1963
  - 301 Kim Hughes, 1973
  - 290 Paul Morrow, 1952
  - 289 Joe Franklin, 1967
  - 281 Rashard Griffith, 1995
  - 270 James Gregory, 1977
  - 267 Tom Gwyn, 1963
  - 266 Kim Hughes, 1974
- Big Ten: 222, Jim Clinton, 1951*

### Rebounding Average

- 15.6 Jim Clinton, 1951
  - 13.9 Joe Franklin, 1968
  - 13.2 Paul Morrow, 1952
  - 12.8 Jack Brens, 1963
  - 12.5 Kim Hughes, 1973
  - 12.0 Joe Franklin, 1967
  - 11.3 Ab Nicholas, 1951
  - 11.1 Tom Gwyn, 1963
  - 11.1 Kim Hughes, 1974
  - 11.0 Al Henry, 1970
- Big Ten: 15.8, Jim Clinton, 1951*

### Offensive Rebounds

- 86 Alando Tucker, 2003
- 81 Andy Kowske, 2000
- 81 Sam Okey, 1997
- 80 Osita Nwachuku, 1996
- 76 Rashard Griffith, 1995
- 75 Mike Wilkinson, 2002
- 75 Patrick Tompkins, 1991

- 74 Mike Wilkinson, 2003
  - 74 Rashard Griffith, 1994
  - 69 Sean Daugherty, 1996
- Offensive rebounds first tracked in 1987-88*

### Field Goals


- 237 Rick Olson, 1986
  - 231 Danny Jones, 1989
  - 223 Michael Finley, 1993
  - 215 Danny Jones, 1990
  - 215 Cory Blackwell, 1983
  - 211 Wes Matthews, 1980
  - 211 Clarence Sherrod, 1971
  - 208 Michael Finley, 1994
  - 202 Joe Franklin, 1968
  - 201 Trent Jackson, 1989
  - 201 Cory Blackwell, 1984
- Big Ten: 149, Rick Olson, 1986*

### Field Goal Attempts

- 519 Clarence Sherrod, 1971
  - 505 Don Rehfeldt, 1960
  - 485 Rick Olson, 1986
  - 478 Michael Finley, 1993
  - 470 Michael Finley, 1995
  - 468 Bob Litzow, 1957
  - 465 Cory Blackwell, 1983
  - 449 Danny Jones, 1989
  - 446 Michael Finley, 1994
  - 439 Cory Blackwell, 1984
- Big Ten: 335, Michael Finley, 1995*

### Field Goal Percentage

- (min. 100 attempts)*
- .636 Patrick Tompkins (164-258), 1991
  - .611 Louis Ely (80-131), 1993
  - .592 Jeff Petersen (93-157), 1994



Danny Jones is one of two Badgers to score at least 600 points in a season, pouring in 611 in 1989.

- .583 Andy Kowske (137-235), 2000
  - .574 Andy Kowske (85-148), 1999
  - .573 Willie Simms (153-267), 1991
  - .570 Danny Jones (176-309), 1988
  - .570 Al Rudd (81-142), 1976
  - .566 Rashard Griffith (167-295), 1995
  - .562 J.J. Weber (182-324), 1987
- Big Ten: .591 Patrick Tompkins (94-159), 1991*

### 3-Point Field Goals

- 78 Sean Mason, 1999
  - 75 Tracy Webster, 1992
  - 74 Jon Bryant, 2000
  - 74 Trent Jackson, 1988
  - 73 Trent Jackson, 1989
  - 70 Kirk Penney, 2001
  - 67 Tim Locum, 1990
  - 66 Michael Finley, 1994
  - 65 Tim Locum, 1991
  - 63 Michael Finley, 1993
- Big Ten: 53, Tracy Webster, 1992*

### 3-Point Field Goal Att.

- 208 Sean Mason, 1999
  - 204 Michael Finley, 1995
  - 200 Jon Bryant, 2000
  - 182 Michael Finley, 1994
  - 173 Michael Finley, 1993
  - 165 Ty Calderwood, 1999
  - 164 Trent Jackson, 1988
  - 163 Trent Jackson, 1989
  - 162 Kirk Penney, 2001
  - 161 Kirk Penney, 2003
  - 161 Kirk Penney, 2002
  - 161 Sean Mason, 1998
- Big Ten: 126, Michael Finley, 1993*

### 3-Point Field Goal Pct.

- (min. 60 attempts)*
- .490 Tracy Webster (75-153), 1992
  - .486 Tim Locum (54-111), 1989
  - .485 Tim Locum (65-134), 1991
  - .475 Mike Heineman (29-61), 1987
  - .469 Tim Locum (67-143), 1990
  - .458 Andy Kilbride (49-107), 1993
  - .458 Brian Good (38-83), 1992
  - .451 Trent Jackson (74-164), 1988
  - .448 Trent Jackson (73-163), 1989
  - .441 Tim Locum (41-93), 1988
- Big Ten: .500, Tracy Webster (53-106), 1992*

### Free Throws

- 168 Clarence Sherrod, 1970
  - 152 Claude Gregory, 1981
  - 149 Danny Jones, 1989
  - 148 Clarence Sherrod, 1970
  - 145 Dick Miller, 1956
  - 140 Michael Finley, 1995
  - 140 Joe Franklin, 1968
  - 140 Claude Gregory, 1980
  - 137 Sean Mason, 1999
  - 134 James Johnson, 1969
- Big Ten: 115, Clarence Sherrod, 1970*



**Tracy Webster recorded the top three assist totals in a season for the UW from 1992-94. His 114 assists during the 1993 Big Ten season were also a school record.**

- 7. 25 Roy Boone, 2001
- 8. 24 Brian Good, 1992
- 9. 23 Michael Finley, 1993
- 10. 22 Five players tied

**Assists**

- 1. 179 Tracy Webster, 1993
- 2. 171 Tracy Webster, 1994
- 3. 151 Tracy Webster, 1992
- 4. 137 Mike Heineman, 1987
- 5. 126 Travon Davis, 2002
- 6. 118 Mark Vershaw, 2000
- 118 Wes Matthews, 1980
- 8. 114 Mike Kelley, 2000
- 9. 111 Mike Heineman, 1985
- 10. 108 Tom Molaski, 1989
- 108 Michael Finley, 1995

*Big Ten: 114, Tracy Webster, 1993*

**Assist-to-TO ratio**

*(min. 50 assists and at least 2-to-1 ratio)*

- 1. 4.30 Mike Kelley, 1999
- 2. 3.26 Mike Kelley, 2000
- 3. 2.38 Tracy Webster, 1994
- 4. 2.36 Mike Heineman, 1985
- 5. 2.33 Mike Heineman, 1986
- 6. 2.24 Tracy Webster, 1993
- 7. 2.23 Mike Kelley, 2001
- 8. 2.10 Travon Davis, 2002
- 9. 2.07 Tim Locum, 1989
- 10. 2.06 Tom Molaski, 1987

*Big Ten: 6.25, Mike Kelley, 1999*

**Steals**

- 1. 95 Mike Kelley, 2000
- 2. 69 Tracy Webster, 1994
- 3. 66 Tracy Webster, 1993
- 4. 65 Devin Harris, 2003
- 5. 63 Ty Calderwood, 1997
- 6. 62 Mike Kelley, 1999
- 7. 60 Mike Kelley, 2001
- 8. 59 Trent Jackson, 1988
- 9. 58 Mike Kelley, 1998
- 10. 53 Wes Matthews, 1979

*Big Ten: 46, Tracy Webster, 1993*

**Blocked Shots**

- 1. 68 Brad Sellers, 1983
- 2. 66 Rashard Griffith, 1994
- 3. 58 Rashard Griffith, 1995
- 4. 52 Brad Sellers, 1982
- 5. 45 J.J. Weber, 1987
- 6. 42 Sam Okey, 1996
- 7. 41 Louis Ely, 1992
- 8. 34 Paul Grant, 1997
- 34 Kurt Portmann, 1989
- 10. 31 Mike Wilkinson, 2003
- 31 Louis Ely, 1993

*Big Ten: 44, Rashard Griffith, 1995*

**Games Played**

- 1. 36 Jon Bryant, 2000
- 36 Roy Boone, 2000
- 36 Travon Davis, 2000
- 36 Mike Kelley, 2000
- 36 Andy Kowske, 2000
- 36 Mark Vershaw, 2000
- 36 Charlie Wills, 2000


**Games Started**

- 1. 35 Mike Kelley, 2000
- 35 Andy Kowske, 2000
- 3. 32 12 times, MR: Devin Harris, Freddie Owens, Kirk Penney and Mike Wilkinson, 2003

**Minutes Played**

- 1. 1,122 Mark Vershaw, 2000
- 2. 1,119 Kirk Penney, 2003
- 3. 1,100 Devin Harris, 2003
- 4. 1,099 Trent Jackson, 1989
- 5. 1,094 Devin Harris, 2002
- 6. 1,091 Patrick Tompkins, 1991
- 7. 1,077 Tracy Webster, 1992
- 8. 1,062 Danny Jones, 1989
- 9. 1,050 Mike Kelley, 2000
- 10. 1,046 Michael Finley, 1994

*Big Ten: 693, Trent Jackson, 1989*



**Louis Ely led the Badgers with 41 blocked shots in 1991-92. That year, Wisconsin set a school record with 153 blocks as a team.**

**Free Throw Attempts**

- 1. 210 Joe Franklin, 1968
- 2. 202 Clarence Sherrod, 1970
- 202 Claude Gregory, 1981
- 4. 200 Clarence Sherrod, 1971
- 5. 199 Danny Jones, 1989
- 6. 192 James Johnson, 1969
- 7. 189 Claude Gregory, 1980
- 8. 188 Danny Jones, 1990
- 9. 181 Cory Blackwell, 1984
- 181 Dick Cable, 1956
- 181 Michael Finley, 1995

*Big Ten: 146, Joe Franklin, 1968*

**Free Throw Pct.**

*(min. 50 made)*

- 1. .905 Brian Good (57-63), 1990
- 2. .894 Rick Olson (59-66), 1984
- 3. .890 Rick Olson (72-82), 1985
- 4. .888 Wes Matthews (127-143), 1980
- 5. .882 Rick Olson (97-110), 1986
- 6. .864 Tim Locum (51-59), 1991
- 7. .841 Chuck Nagle (53-63), 1969
- 8. .832 Clarence Sherrod (168-202), 1970
- 9. .830 Trent Jackson (88-106), 1988
- 10. .828 Brad Sellers (82-99), 1983

*Big Ten (min. 40 made): .923, Rick Olson (48-52), 1984*

**Consecutive FT Made**

- 1. 35 Wes Matthews, 1980
- 2. 30 Rick Olson, 1984
- 3. 28 Tracy Webster, 1993
- 28 Brad Sellers, 1983
- 5. 27 Dick Miller, 1956
- 6. 26 Clarence Sherrod, 1970



## Single Game

### Points

- 42 Michael Finley at Eastern Michigan, 12/10/94
- 42 Ken Barnes vs. Indiana, 3/8/65
- 39 Rick Olson vs. Michigan, 1/14/84
- 38 Dale Koehler vs. Iowa, 2/1/75
- 38 Joe Franklin vs. Michigan State, 1/16/68
- 37 Chuck Nagle vs. Michigan, 3/4/67
- 36 Michael Finley vs. Missouri, 3/19/94
- 36 Tracy Webster vs. SE Missouri State, 11/25/91
- 36 Dale Koehler vs. Michigan, 2/2/76

### Points in a Half

- 33 Michael Finley (2nd) at Eastern Michigan, 12/10/94
- 28 Dale Koehler (2nd) at Michigan, 2/2/76
- 27 Kirk Penney (2nd) at Minnesota, 2/16/02
- 27 Marty Gharrity (2nd) vs. Loyola-Chicago, 12/12/59
- 25 Michael Finley (1st) vs. Michigan State, 2/2/94
- 24 Tracy Webster (2nd) vs. SE Missouri State, 11/25/91
- 23 Rick Olson (1st) vs. Michigan, 1/14/83
- 23 Clarence Sherrod (2nd) at Iowa, 2/10/70
- 23 Joe Franklin (2nd) vs. Illinois, 3/11/67
- 23 Ken Barnes (1st) vs. Indiana, 3/8/65

### Rebounds

- 30 Paul Morrow vs. Purdue, 1/3/53
- 27 Joe Franklin vs. Purdue, 3/2/68
- 26 Mark Zubor vs. Gonzaga, 12/17/63
- 25 Joe Chernelich vs. St. Mary's, 12/2/76
- 23 Joe Franklin at Illinois, 12/19/66
- 23 Ken Barnes vs. Indiana, 3/8/65
- 23 Jack Brens vs. St. John's, 1/26/63
- 23 Curt Mueller vs. Northwestern, 3/3/56
- 22 Kerry Hughes vs. Iowa, 2/9/74
- 22 Jack Brens vs. Illinois, 2/11/63

### Field Goals

- 17 Michael Finley at Eastern Michigan, 12/10/94
- 17 Rick Olson vs. San Francisco State, 12/2/85
- 16 Bob Litzow vs. Indiana, 2/10/58
- 15 Nine players tied


### Field Goal Attempts

- 37 Don Rehfeldt vs. Iowa, 2/28/49
- 32 Bob Litzow vs. Indiana, 2/10/58
- 32 Don Rehfeldt vs. Iowa, 2/18/50
- 31 Michael Finley at Eastern Michigan, 12/10/94
- 31 Don Rehfeldt at UCLA, 12/23/48
- 30 Bob Litzow at Ohio State, 1/14/56

### Field Goal Percentage

(min. 10 attempts)

- .923 Al Henry (12-13) vs. Minnesota, 1/13/70
- .909 Larry Hisle (10-11) vs. Texas-Arlington, 12/22/90
- .909 Scott Roth (10-11) at New Mexico, 12/29/84
- .900 Carlton McGee (9-10) vs. Michigan, 2/26/92
- .900 Willie Simms (9-10) vs. Iowa, 1/11/90
- .900 Patrick Tompkins (9-10) at Oregon, 11/24/90
- .900 Trent Jackson (9-10) vs. Northwestern, 1/30/88
- .900 Larry Petty (9-10) vs. Illinois, 1/18/79



Larry Hisle set a school record by making all seven of his three-point attempts vs. UT-Arlington on Dec. 22, 1990. Overall, he was 10-11 from the fird, tied for the second-best shooting performance in UW annals.

### 3-Point Field Goals

- 7 Jon Bryant vs. Fresno State, 3/16/00
- 7 Michael Finley at Eastern Michigan, 12/10/94
- 7 Tracy Webster vs. Missouri, 3/19/94
- 7 Michael Finley at Michigan, 1/29/94
- 7 Larry Hisle vs. UT-Arlington, 12/22/90
- 7 Tim Locum vs. Rollins, 12/15/89
- 7 Tim Locum vs. Butler, 12/5/87
- 7 Trent Jackson at Ohio State, 1/17/87

### 3-Point Field Goal Attempts

- 20 Devin Harris vs. Temple, 12/3/01
- 16 Michael Finley at Eastern Michigan, 12/10/94
- 13 Tracy Webster vs. Missouri, 3/19/94
- 13 Michael Finley at Minnesota, 2/18/93
- 12 Michael Finley vs. Valparaiso, 12/6/94
- 12 Andy Kilbride at Minnesota, 2/28/95
- 12 Michael Finley at Michigan, 1/29/94
- 12 Tim Locum vs. Butler, 12/5/87

### 3-Point Field Goal Percentage

(min. 6 attempts)

- 1.000 Larry Hisle (7-7) vs. UT-Arlington, 12/22/90
- .833 Kirk Penney (5-6) vs. Eastern Washington, 11/15/02
- .833 Kirk Penney (5-6) vs. Marquette, 12/22/01
- .833 Tracy Webster (5-6) vs. Illinois, 2/20/92
- .833 Tim Locum (5-6) vs. Iowa, 1/25/88
- .833 Tim Locum (5-6) vs. Iowa, 1/17/91
- .833 Shelton Smith (5-6) vs. Northern Illinois, 12/11/86

**Free Throws**

1. 17 Dale Koehler vs. Loyola-Chicago, 12/6/75
2. 15 Paul Grant vs. Iowa, 2/26/97
- 15 Michael Finley vs. Michigan, 2/11/95
- 15 Bill Pearson at Northwestern, 2/18/78
- 15 Paul Morrow at Michigan, 2/21/53
6. 14 Four players tied

**Free Throw Attempts**

1. 24 Paul Morrow at Michigan, 2/21/53
2. 23 Dale Koehler vs. Loyola-Chicago, 12/6/75
3. 19 Willie Simms vs. Minnesota, 1/7/91
- 19 Joe Franklin vs. Michigan, 1/10/67
5. 18 Ty Calderwood at St. Bonaventure, 12/14/96
- 18 Joe Franklin at Northwestern, 3/9/68
7. 17 Seven players tied

**Free Throw Percentage**

(min. 10 attempts)

1. 1.000 Paul Grant (15-15) vs. Iowa, 2/26/97
- 1.000 Rick Olson (14-14) vs. Purdue, 2/13/86
- 1.000 Sean Mason (13-13) at Ohio State, 1/3/98
- 1.000 Six players tied at 12-12
- 1.000 Six players tied at 11-11
- 1.000 Six players tied at 10-10

**Assists**

1. 13 Tracy Webster vs. Michigan, 2/26/92
- 13 Wes Matthews vs. Army, 12/30/79
3. 12 Mike Kelley vs. Maryland, 11/29/00
- 12 Tracy Webster vs. Coastal Carolina, 12/7/92
5. 11 Mike Heineman vs. Northwestern, 3/9/85
- 11 Wes Matthews at Northwestern, 2/24/79
- 11 Joe Chernelich vs. Canisius, 12/3/77
- 11 Jim Smith at Northwestern, 2/19/77
- 11 Dick Cable vs. California, 12/26/52
10. 10 by several players

**Steals**

1. 10 Mike Kelley vs. Texas, 12/7/99
- 10 Michael Finley vs. Purdue, 2/13/93
3. 9 Mike Heineman vs. Morgan State, 11/25/84
4. 8 Mike Kelley at Illinois State, 12/5/98
5. 6 seven players tied

**Blocked Shots**

1. 9 Brad Sellers vs. Toledo, 11/29/82
2. 8 Kim Hughes vs. Rollins, 12/1/73
3. 7 Brad Sellers vs. Minnesota, 1/21/82
- 7 Brad Sellers vs. Ball State, 12/8/82
5. 6 Rashard Griffith at Northwestern, 2/15/95
- 6 Rashard Griffith vs. Illinois, 2/4/95
- 6 Rashard Griffith at Texas Tech, 12/11/93
- 6 Louis Ely at Illinois, 1/22/92
- 6 Kim Hughes vs. Illinois, 1/19/74
10. 5 seven players tied

**DOUBLE-DOUBLES**

**POINTS & REBOUNDS (CAREER)**

Player	Years	No.
Joe Franklin	1966-68	47
Kim Hughes	1972-74	39
Claude Gregory	1978-81	32
Dale Koehler	1973-76	31
Jack Brens	1962-64	27
Rashard Griffith	1994-95	24
Paul Morrow	1952-54	23
Joe Chernelich	1977-80	22

**POINTS & REBOUNDS (SEASON)**

Player	Season	No.
Joe Franklin	1967-68	21
Kim Hughes	1972-73	16
Joe Franklin	1966-67	16
Jack Brens	1962-63	16
Rashard Griffith	1994-95	15
Dale Koehler	1975-76	15
James Gregory	1976-77	14
Kim Hughes	1973-74	13

**PLAYERS WHO AVERAGED A DOUBLE-DOUBLE FOR ENTIRE SEASON**

Player	Season	Pts.	Reb.
Rashard Griffith	1994-95	17.2	10.8
James Gregory	1976-77	15.9	10.0
Dale Koehler	1975-76	19.4	10.1
Dale Koehler	1974-75	18.2	10.1
Kim Hughes	1973-74	15.3	11.1
Kim Hughes	1972-73	13.8	12.5
Glen Richgels	1970-71	12.1	10.6
Al Henry	1969-70	15.0	11.0
Joe Franklin	1967-68	22.7	13.9
Joe Franklin	1966-67	16.1	12.0
Jack Brens	1962-63	17.8	12.8
Tom Gwyn	1962-63	10.9	11.1
Paul Morrow	1951-52	12.5	13.2
Jim Clinton	1950-51	12.2	15.6
Ab Nicholas	1950-51	16.6	11.3

**POINTS & ASSISTS**

Tracy Webster at Loyola-Marymount (12-10)	Dec. 4, 1993
Tracy Webster vs. UW-Milwaukee (17-10)	Nov. 27, 1993
Tracy Webster vs. Northwestern (27-10)	Feb. 3, 1993
Tracy Webster vs. Detroit Mercy (22-10)	Dec. 23, 1992
Tracy Webster vs. Michigan (10-13)	Feb. 26, 1992
Tracy Webster vs. Illinois (33-10)	Feb. 20, 1992
Tracy Webster vs. Coastal Carolina (20-12)	Dec. 7, 1991
Willie Simms vs. Ohio State (14-10)	Feb. 14, 1991
Wes Matthews vs. Army (18-13)	Dec. 30, 1979
Dan Hastings vs. Michigan State (14-10)	March 3, 1979
Wes Matthews at Northwestern (23-11)	Feb. 24, 1979
James Smith at Northwestern (10-11)	Feb. 19, 1977

**POINTS & STEALS**

Michael Finley vs. Purdue (33-10)	Feb. 13, 1993
-----------------------------------	---------------

WISCONSIN RECORDS



## Freshman (season)

### Games Played

- 34 Kirk Penney, 2000
- 32 Seven times; MR: Alando Tucker and Boo Wade, 2003

### Games Started

- 32 Devin Harris, 2002  
32 Sam Okey, 1996
- 29 Mike Kelley, 1998
- 28 Michael Finley, 1992  
28 Rick Olson, 1983

### Minutes Played

- 1,094 Devin Harris, 2002
- 1,024 Sam Okey, 1996
- 1,016 Alando Tucker, 2003
- 979 Rick Olson, 1983
- 964 Brad Sellers, 1982

### Points

- 429 James Gregory, 1977
- 423 Sam Okey, 1996
- 394 Devin Harris, 2002
- 385 Alando Tucker, 2003
- 381 Michael Finley, 1992

### Scoring Average

- 15.9 James Gregory, 1977
- 14.5 Wes Matthews, 1978
- 14.0 Brad Sellers, 1982
- 13.9 Rashard Griffith, 1994
- 13.5 Cory Blackwell, 1982

### Field Goals

- 167 Brad Sellers, 1982
- 166 James Gregory, 1977
- 151 Sam Okey, 1996
- 147 Cory Blackwell, 1982
- 139 Alando Tucker, 2003

### Field Goal Attempts

- 403 James Gregory, 1977
- 351 Brad Sellers, 1982
- 343 Sam Okey, 1996
- 330 Cory Blackwell, 1982
- 326 Rick Olson, 1983



**Alando Tucker is coming off a season that saw him place in the top five in games played, minutes played, points, field goals, field goal percentage and free throw attempts among Badger freshmen.**

### Field Goal Percentage

(min. 100 attempts)

- .570 Al Rudd (81-142), 1976
- .558 Danny Jones (101-181), 1987
- .538 Rashard Griffith (127-236), 1994
- .537 Joe Chernelich (122-227), 1977
- .533 Alando Tucker (139-261), 2003

### 3-Point Field Goals

- 59 Devin Harris, 2002
- 49 Jeremy Hall, 1996
- 41 Tim Locum, 1988
- 35 Hennssy Auriantal, 1996
- 28 Duany Duany, 1997

### 3-Point Field Goal Att.

- 161 Devin Harris, 2002
- 132 Jeremy Hall, 1996
- 93 Tim Locum, 1988
- 88 Hennssy Auriantal, 1996
- 86 Duany Duany, 1997

### 3-Point Field Goal Pct.

(min. 60 attempts)

- .441 Tim Locum (41-93), 1988
- .398 Hennssy Auriantal (35-88), 1996
- .371 Jeremy Hall (49-132), 1996
- .366 Devin Harris (59-161), 2002
- .361 Michael Finley (26-72), 1992

### Free Throws

- 101 Devin Harris, 2002
- 100 Sam Okey, 1996
- 97 James Gregory, 1977
- 95 Michael Finley, 1992
- 94 Rashard Griffith, 1994

### Free Throw Attempts

- 162 Rashard Griffith, 1994
- 142 Sam Okey, 1996
- 139 James Gregory, 1977
- 130 Alando Tucker, 2003  
130 Devin Harris, 2002

### Free Throw Pct.

(min. 50 made)

- .777 Devin Harris (101-130), 2002
- .756 Mike Wilkinson (93-123), 2002
- .742 Michael Finley (95-128), 1992
- .707 Claude Gregory (70-99), 1978
- .704 Sam Okey (100-142), 1996

### Rebounds

- 270 James Gregory, 1977
- 254 Brad Sellers, 1982
- 238 Joe Chernelich, 1977
- 218 Sam Okey, 1996
- 212 Rashard Griffith, 1994

### Rebounding Average

- 10.0 James Gregory, 1977
- 9.4 Brad Sellers, 1982
- 8.8 Joe Chernelich, 1977
- 8.5 Rashard Griffith, 1994
- 6.8 Sam Okey, 1996

### Assists


- 100 Sam Okey, 1996
- 93 Carl Golston, 1982  
93 Arnold Gaines, 1977
- 85 Michael Finley, 1992
- 83 Rick Olson, 1983

### Blocked Shots

- 66 Rashard Griffith, 1994
- 52 Brad Sellers, 1982
- 42 Sam Okey, 1996
- 24 Michael Finley, 1992
- 21 Claude Gregory, 1978

### Steals

- 58 Mike Kelley, 1998
- 43 Hennssy Auriantal, 1996
- 43 Devin Harris, 2002
- 40 Mike Wilkinson, 2002
- 35 Sam Okey, 1996



Devin Harris scored 20 points in his Wisconsin debut on Nov. 17, 2001 at UNLV. That is the second-highest point total for a Badger in their first game.

## Freshmen Debuts

(Top freshmen performances in the first game of the season; non-starters in *italics*)

### Most Points

Pts.	Player	Opponent	Date
27	Rashard Griffith	Wright State	11/27/93
20	Devin Harris	UNLV	11/17/01
16	Cory Blackwell	Illinois-Chicago	12/4/81
16	Brian Colbert	Ohio University	11/30/74
15	Michael Finley	Loyola-Chicago	11/23/91
15	Carl Golston	Illinois-Chicago	12/4/81

### Most Rebounds

Reb.	Player	Opponent	Date
15	Larry Petty	UW-Milwaukee	12/1/77
12	Rashard Griffith	Wright State	11/27/93
11	Al Rudd	DePauw	11/29/75
10	James Gregory	at Kentucky	11/27/76
9	Otto McDuffie	at Loyola-Chicago	12/1/92
9	Robert Barnes	vs. Morgan State	11/25/84

### Most Assists


Ast.	Player	Opponent	Date
8	Brian Colbert	Ohio University	11/30/74
6	Rashard Griffith	Wright State	11/27/93
6	Rick Olson	Washington State	11/27/82
5	Carl Golston	Illinois-Chicago	12/4/81
4	James Smith	UW-Milwaukee	11/24/78
4	James Smith III	DePauw	11/29/75

## FRESHMEN STARTERS IN SEASON OPENERS

(From 1972-73 through 2000-01; total of 19 starters)

Date	Player	Opponent	Min.	Pts.	Reb.	Asst.
Nov. 17, 2001	Devin Harris	UNLV	35	20	1	2
Nov. 14, 1997	Mike Kelley	Marquette	31	1	6	3
Nov. 20, 1995	Sam Okey	Villanova*	36	12	6	3
Nov. 27, 1993	Rashard Griffith	Wright State	32	27	12	6
Nov. 23, 1991	Michael Finley	Loyola (Ill.)	21	15	0	3
Nov. 24, 1990	Carlton McGee	at Oregon	15	2	1	3
Nov. 28, 1986	Kurt Portmann	Nebraska-Omaha	NA	5	2	2
Nov. 22, 1985	Darin Schubring	at South Carolina	19	0	4	1
Nov. 27, 1982	Rick Olson	Washington State	39	14	1	6
Dec. 4, 1981	Brad Sellers	Illinois-Chicago	31	10	7	1
	Cory Blackwell		37	16	4	3
	Carl Golston		40	15	3	5
Dec. 1, 1977	Wes Matthews	UW-Milwaukee	25	6	6	1
	Larry Petty		28	6	15	0
Nov. 27, 1976	James Gregory	at Kentucky	28	7	10	0
	Joe Chernelich		21	12	5	1
	Arnold Gaines		36	7	3	2
Nov. 29, 1975	James Smith III	DePauw	17	8	0	4
Nov. 30, 1974	Brian Colbert	Ohio University	40	16	3	8


\*Maui Invitational



Rashard Griffith had 27 points, 12 rebounds and six assists in his UW debut on Nov. 27, 1993.



# I,000-POINT SCORERS



Michael Finley, now in his ninth season in the NBA, averaged more than 20.0 points per game in each of his last three seasons in Madison.

## 1. Michael Finley — 2,147

Left school as the 12th-leading scorer in Big Ten history (all games) ... ranks seventh in conference scoring annals in league games with 1,385 points ... three-time (1993, '94, '95) Associated Press honorable mention All-America choice ... twice (1993, '95) named first-team All-Big Ten ... only player in Badger history to score 500 points in three different seasons ... only player in UW history to average better than 20 points per game in three different years ... ranks first or second in eight different UW career statistical categories ... school's career leader in points, field goals, field goal attempts, free throws and three-point field goal attempts ... first-round draft choice (21st overall) of the Phoenix Suns in 1995.

Season	G	FG-A	PCT	3P-A	PCT	FT-A	PCT	PTS-AVG
1991-92	31	130-287	.453	26-72	.361	95-128	.742	381-12.3
1992-93	28	223-478	.467	63-173	.364	111-144	.771	620-22.1
1993-94	29	208-446	.466	66-182	.363	110-140	.786	592-20.4
1994-95	27	178-470	.379	58-204	.284	140-181	.773	554-20.5
<b>Totals</b>	<b>115</b>	<b>739-1681</b>	<b>.440</b>	<b>213-631</b>	<b>.338</b>	<b>456-593</b>	<b>.768</b>	<b>2147-18.7</b>

## 2. Danny Jones — 1,854

Wisconsin's career leader in free throw attempts with 599 ... ranks third in school history in field goals made (723) ... AP honorable mention All-America in 1988-89 ... two-time team captain (1988-89, '89-90) ... Badger MVP in 1989-90 ... second-team All-Big Ten in 1989-90 and 1988-89, and third-team All-Big Ten by UPI in 1987-88 ... named Badgers' Most Improved Player in 1987-88 ... led Badgers in scoring in 1988-89 and 1989-90 ... led UW in rebounding in 1987-88 and 1988-89 ... set then-school record for points in a season when he scored 611 in 1988-89 ... scored in double figures in 91 games for Badgers, including a stretch of 33 straight.

Season	G	FG-A	PCT	3P-A	PCT	FT-A	PCT	PTS-AVG
1986-87	31	101-181	.558	0-0	—	52-88	.591	254-8.2
1987-88	26	176-309	.570	0-1	.000	89-124	.718	441-17.0
1988-89	30	231-449	.514	0-2	.000	149-199	.749	611-20.4
1989-90	31	215-412	.522	0-4	.000	118-188	.628	548-17.7
<b>Totals</b>	<b>118</b>	<b>723-1351</b>	<b>.535</b>	<b>0-7</b>	<b>.000</b>	<b>408-599</b>	<b>.681</b>	<b>1854-15.7</b>

## 3. Claude Gregory — 1,745

UW's career rebounding leader (904) ... a second-team All-Big Ten selection in 1980-81 and a third-team all-conference choice in 1979-80 ... led team in scoring and rebounding in 1980-81 en route to Badger MVP honors ... also led UW in rebounding in 1978-79 and 1979-80 ... scored in double figures in 80 games ... named team's Most Improved Player in 1977-78 ... brother, James, played at UW from 1976-78 ... second-round draft choice (41st overall) of Washington in 1981 NBA Draft.

Season	G	FG-A	PCT	3P-A	PCT	FT-A	PCT	PTS-AVG
1977-78	27	92-245	.376	—	—	70-99	.707	254-9.4
1978-79	27	168-385	.436	—	—	71-106	.670	407-15.1
1979-80	29	197-424	.465	—	—	140-189	.741	534-18.4
1980-81	27	199-438	.454	—	—	152-202	.752	550-20.4
<b>Totals</b>	<b>110</b>	<b>656-1492</b>	<b>.440</b>	<b>—</b>	<b>—</b>	<b>433-596</b>	<b>.727</b>	<b>1745-15.9</b>

## 4. Rick Olson — 1,736

Wisconsin's career leader in minutes played (3,962) and tied with Michael Finley in games started with 112 ... started every game during his four-year career ... also UW's career leader in free throw percentage (.870) ... team captain, MVP and leading scorer as a senior in 1985-86 ... third-team All-Big Ten in 1985-86 and honorable mention All-Big Ten in 1984-85 ... set then-Big Ten record for consecutive free throws made when he connected on 36 straight during 1984 and 1985 ... selected in seventh round (158th overall) of 1986 NBA Draft by Houston.

Season	G	FG-A	PCT	3P-A	PCT	FT-A	PCT	PTS-AVG
1982-83	28	129-326	.398	18-48	.375	31-41	.756	307-11.0
1983-84	28	166-337	.493	—	—	59-66	.894	391-14.0
1984-85	28	197-397	.496	—	—	73-82	.890	467-16.7
1985-86	28	237-485	.489	—	—	97-110	.882	571-20.4
<b>Totals</b>	<b>112</b>	<b>729-1545</b>	<b>.472</b>	<b>18-48</b>	<b>.375</b>	<b>260-299</b>	<b>.870</b>	<b>1736-15.5</b>

## 5. Trent Jackson — 1,545

Earned second-team All-Big Ten honors from AP in 1988-89, while leading Badgers to their first postseason tournament bid since 1947 ... team MVP in 1987-88 and 1988-89 ... also captained squad in 1988-89 ... a third-team All-Big Ten choice by UPI in 1987-88 ... tabbed UW's Most Improved Player in 1986-87 ... led team in scoring in 1987-88.

Season	G	FG-A	PCT	3P-A	PCT	FT-A	PCT	PTS-AVG
1985-86	13	35-83	.422	—	—	5-10	.500	75-5.8
1986-87	28	129-289	.446	46-103	.447	46-59	.780	350-12.5
1987-88	28	192-426	.451	74-164	.451	88-106	.830	546-19.5
1988-89	30	201-408	.493	73-163	.448	99-133	.744	574-19.1
<b>Totals</b>	<b>99</b>	<b>557-1206</b>	<b>.462</b>	<b>193-430</b>	<b>.449</b>	<b>238-308</b>	<b>.773</b>	<b>1545-15.6</b>

## 6. Kirk Penney — 1,454

First UW player to earn back-to-back first-team All-Big Ten selections since Ab Nicholas in 1951-52 ... unanimous first-team choice by both coaches and media in 2003 ... named Big Ten Player of the Week a school-record five times ... part of 83 victories while at UW, a school record ... second on UW career list in three-pointers made (217) and attempted (561) ... fifth in career games played and sixth in minutes played.

Season	G	FG-A	PCT	3P-A	PCT	FT-A	PCT	PTS-AVG
1999-00	34	45-135	.333	23-77	.299	14-19	.737	127-3.7
2000-01	29	108-245	.441	70-162	.432	40-56	.714	326-11.2
2001-02	32	167-368	.454	62-161	.385	86-112	.768	482-15.1
2002-03	32	183-410	.446	62-161	.385	91-121	.752	519-16.2
<b>Totals</b>	<b>127</b>	<b>503-1158</b>	<b>.434</b>	<b>217-561</b>	<b>.387</b>	<b>231-308</b>	<b>.750</b>	<b>1454-11.4</b>

**7. Clarence Sherrod — 1,408**

UW's career leader in scoring average (19.6 ppg) ... second-team All-Big Ten choice in 1969-70 and 1970-71 ... Academic All-Big Ten in 1969-70 ... team co-captain in 1970-71 ... led team in scoring in 1969-70 and 1970-71 ... registered UW-record 40 consecutive games scoring in double figures ... still holds Badger single-season marks for scoring average (23.8) and field goal attempts (519), both set in 1970-71 ... made UW-record 168 free throws in 1969-70 ... seven career 30-point games ... chosen by Chicago in eighth round (134th overall) of 1971 NBA Draft.

Season	G	FG-A	PCT	3P-A	PCT	FT-A	PCT	PTS-AVG
1968-69	24	104-273	.381	—	—	92-120	.767	300-12.5
1969-70	24	185-438	.420	—	—	168-202	.832	538-22.4
1970-71	24	211-519	.407	—	—	148-200	.740	570-23.8
<b>Totals</b>	<b>72</b>	<b>500-1230</b>	<b>.407</b>	<b>—</b>	<b>—</b>	<b>408-522</b>	<b>.782</b>	<b>1408-19.6</b>

**8. Cory Blackwell — 1,405**

A first-team All-Big Ten selection in 1983-84 ... garnered AP honorable mention All-America honors ... two-time team MVP (1982-83 and 1983-84) ... third-team All-Big Ten in 1982-83 ... 36 straight games scoring in double figures ... selected by Seattle in second round (29th overall) of 1984 NBA Draft.

Season	G	FG-A	PCT	3P-A	PCT	FT-A	PCT	PTS-AVG
1981-82	27	147-330	.445	—	—	71-103	.689	365-13.5
1982-83	28	215-465	.462	1-4	.250	80-113	.708	511-18.3
1983-84	28	201-439	.458	—	—	127-181	.702	529-18.9
<b>Totals</b>	<b>83</b>	<b>563-1234</b>	<b>.456</b>	<b>1-4</b>	<b>.250</b>	<b>278-397</b>	<b>.700</b>	<b>1405-16.9</b>



Cory Blackwell, a first-team All-Big Ten selection in 1984, averaged 18.6 points per game over his final two seasons as a Badger.

**9. Sean Mason — 1,294**

Played in 105 games, including 72 starts ... Associated Press honorable mention All-America as a senior ... second-team All-Big Ten in 1998-99 and honorable mention the year before ... on school career lists, he left UW sixth in free throw percentage (.794), fifth in free throws (332), 10th in free throw attempts (418), fifth in three-point field goals (166) and third in three-point field goal attempts (471) ... team's leading scorer his last two seasons, he was Big Ten's sixth-leading scorer as a senior ... set UW records for three-point field goals (78) and three-point attempts (208) his senior year ... missed all but first 13 games as a sophomore (right knee ACL) and all but four games the following year (in which he red-shirted) due to left knee ACL injury ... tri-captain in '97-98.

Season	G	FG-A	PCT	3P-A	PCT	FT-A	PCT	PTS-AVG
1994-95	25	41-122	.336	21-62	.339	23-39	.590	126-5.0
1995-96	13	37-93	.398	10-31	.323	28-33	.848	112-8.6
1996-97	4	9-25	.360	3-9	.333	16-20	.800	37-9.3
1997-98	31	149-378	.394	54-161	.335	128-157	.815	480-15.5
1998-99	32	162-419	.387	78-208	.375	137-169	.811	539-16.8
<b>Totals</b>	<b>105</b>	<b>398-1037</b>	<b>.384</b>	<b>166-471</b>	<b>.352</b>	<b>332-418</b>	<b>.794</b>	<b>1294-12.3</b>

**10. Tracy Webster — 1,264**

Second-team All-Big Ten in 1991-92, third-team in 1992-93 and honorable mention in 1993-94 ... Wisconsin's career leader in assists (501) and is No. 2 in steals (183) ... his 179 assists in 1992-93 are single-season school standard ... holds UW single-season mark for three-point field goal percentage (.490) set in 1991-92 ... team MVP in 1991-92 ... three-time team captain (1991-92, '92-93 and '93-94).

Season	G	FG-A	PCT	3P-A	PCT	FT-A	PCT	PTS-AVG
1991-92	31	186-419	.444	75-153	.490	90-115	.783	537-17.3
1992-93	28	139-354	.393	45-134	.336	72-89	.809	395-14.1
1993-94	29	120-272	.441	47-119	.395	45-63	.714	332-11.4
<b>Totals</b>	<b>88</b>	<b>445-1045</b>	<b>.426</b>	<b>167-406</b>	<b>.411</b>	<b>207-267</b>	<b>.775</b>	<b>1264-14.4</b>

**11. Wes Matthews — 1,251**

Second-team All-Big Ten in 1979-80 and third-team all-league honors from UPI in 1978-79 ... team MVP in 1978-79 ... career .817 free-throw shooter, including .888 in final season with Badgers ... made school-record 35 straight free throws during 1979-80 campaign ... left school as UW's No. 2 career scorer ... led team in scoring in each of his three seasons ... selected in first round (14th overall) of 1980 NBA Draft by Washington.

Season	G	FG-A	PCT	3P-A	PCT	FT-A	PCT	PTS-AVG
1977-78	14	83-197	.421	—	—	37-52	.712	203-14.5
1978-79	27	195-417	.468	—	—	109-139	.784	499-18.5
1979-80	28	211-412	.512	—	—	127-143	.888	549-19.6
<b>Totals</b>	<b>69</b>	<b>489-1026</b>	<b>.477</b>	<b>—</b>	<b>—</b>	<b>273-334</b>	<b>.817</b>	<b>1251-18.1</b>

**12. Joe Franklin — 1,215**

A first-team All-Big Ten choice in 1967-68 ... UW's career rebounding average leader (11.9) and the school's No. 2 rebounder overall ... led team in rebounding in each of his three seasons ... team MVP in 1966-67 and 1967-68 ... team captain in 1967-68 ... chosen in fifth round (63rd overall) of 1968 NBA Draft by Milwaukee.

Season	G	FG-A	PCT	3P-A	PCT	FT-A	PCT	PTS-AVG
1965-66	24	118-281	.419	—	—	48-99	.485	284-11.8
1966-67	24	139-316	.440	—	—	109-167	.653	387-16.1
1967-68	24	202-402	.502	—	—	140-210	.667	544-22.7
<b>Totals</b>	<b>72</b>	<b>459-999</b>	<b>.459</b>	<b>—</b>	<b>—</b>	<b>297-476</b>	<b>.624</b>	<b>1215-16.9</b>



**13. Dale Koehler — 1,200**

Two-time team MVP and two-time team captain (1974-75 and 1975-76) ... led team in scoring and rebounding his last two seasons ... registered 28 straight games scoring in double figures ... connected on school-record 17 free throws vs. Loyola (Ill.) on Dec. 6, 1975 ... set then-school record for points in a half with 28 in second half vs. Michigan on Feb. 2, 1976 ... selected by Cleveland in eighth round (123rd overall) of 1976 NBA Draft.

Season	G	FG-A	PCT	3P-A	PCT	FT-A	PCT	PTS-AVG
1972-73	7	4-11	.364	—	—	3-6	.500	11-1.6
1973-74	24	129-273	.473	—	—	44-73	.603	302-12.6
1974-75	21	155-307	.505	—	—	72-109	.661	382-18.2
1975-76	26	190-437	.435	—	—	125-165	.758	505-19.4
<b>Totals</b>	<b>78</b>	<b>478-1028</b>	<b>.465</b>	<b>—</b>	<b>—</b>	<b>244-353</b>	<b>.691</b>	<b>1200-15.4</b>

**14. Dick Cable — 1,180**

Team MVP and captain in 1954-55 ... led UW in scoring in 1953-54 and 1954-55 ... paced team in free throw percentage in 1952-53 and 1953-54 ... became second player in school history to eclipse the 1,000-point mark ... Milwaukee's second choice in 1955 NBA Draft.

Season	G	FG-A	PCT	3P-A	PCT	FT-A	PCT	PTS-AVG
1951-52	16	50-128	.391	—	—	36-51	.706	136-8.5
1952-53	22	110-299	.368	—	—	81-110	.736	301-13.7
1953-54	22	116-266	.436	—	—	69-92	.750	301-13.7
1954-55	22	156-389	.401	—	—	130-170	.765	442-20.2
<b>Totals</b>	<b>82</b>	<b>432-1082</b>	<b>.399</b>	<b>—</b>	<b>—</b>	<b>316-423</b>	<b>.747</b>	<b>1180-14.4</b>

**15. Joe Chernelich — 1,171**

Two-time team captain (1978-79 and 1979-80) and team MVP in 1979-80 ... led Badgers in rebounding in 1977-78 ... paced UW in field goal percentage in 1976-77 ... a four-year starter ... chosen by New York in the fourth round (82nd overall) of the 1980 NBA Draft.

Season	G	FG-A	PCT	3P-A	PCT	FT-A	PCT	PTS-AVG
1976-77	27	122-227	.537	—	—	77-113	.681	321-11.9
1977-78	27	112-221	.507	—	—	51-72	.708	275-10.2
1978-79	26	108-230	.470	—	—	60-92	.652	276-10.6
1979-80	29	123-230	.535	—	—	53-81	.654	299-10.3
<b>Totals</b>	<b>109</b>	<b>465-908</b>	<b>.512</b>	<b>—</b>	<b>—</b>	<b>241-358</b>	<b>.673</b>	<b>1171-10.7</b>

**16. Don Rehfeldt — 1,169**

UW's last first-team All-America selection (1949-50) ... Big Ten MVP in 1950 ... first-team All-Big Ten in 1949 and 1950 ... two-time team MVP (1948-49 and 1949-50) ... led UW in scoring and free throw percentage in 1948-49 and 1949-50 and led Badgers in field goal percentage in 1947-48, 1948-49 and 1949-50 ... still holds school record for field goal attempts with 37 vs. Iowa on Feb. 28, 1949 ... first Badger to eclipse 1,000-point plateau ... chosen second overall by Baltimore in the 1950 NBA Draft.

Season	G	FG-A	PCT	3P-A	PCT	FT-A	PCT	PTS-AVG
1944-45*	9	37-na	—	—	—	21-na	—	95-10.6
1946-47	8	12-51	.235	—	—	9-18	.500	33-4.1
1947-48	20	86-258	.333	—	—	52-78	.667	224-11.2
1948-49	22	146-436	.335	—	—	89-129	.690	381-17.3
1949-50	22	170-505	.337	—	—	96-147	.653	436-19.8
<b>Totals</b>	<b>81</b>	<b>451-na</b>	<b>—</b>	<b>—</b>	<b>—</b>	<b>267-na</b>	<b>—</b>	<b>1169-14.4</b>

\*Entered service after first semester. Field goal and free throw attempts not available.

**17. Leon Howard — 1,165**

Two-time team MVP (1971-72 and 1972-73) ... team captain in 1972-73 ... three-year starter who led the UW in scoring in each of his last two seasons ... paced Badgers in free throw percentage in 1972-73 ... one of four Badgers to record a double-double (15 points, 11 rebounds) in a win over Loyola (New Orleans) in 1970.

Season	G	FG-A	PCT	3P-A	PCT	FT-A	PCT	PTS-AVG
1970-71	23	133-290	.455	—	—	90-130	.692	356-14.8
1971-72	23	143-346	.413	—	—	92-136	.676	378-16.4
1972-73	24	157-353	.445	—	—	117-157	.745	431-18.0
<b>Totals</b>	<b>70</b>	<b>433-989</b>	<b>.438</b>	<b>—</b>	<b>—</b>	<b>299-423</b>	<b>.707</b>	<b>1165-16.6</b>

**18. Scott Roth — 1,156**

Team MVP as a senior in 1984-85 ... two-time team captain (1983-84 and 1984-85) ... three-year starter ... led UW in scoring in 1984-85, field goal percentage in 1983-84 and 1984-85 and free throw percentage, assists and steals in 1983-84 ... selected by San Antonio in the fourth round of the 1985 NBA Draft.

Season	G	FG-A	PCT	3P-A	PCT	FT-A	PCT	PTS-AVG
1981-82	25	47-102	.461	—	—	10-18	.556	104-4.2
1982-83	28	59-156	.378	0-0	—	43-60	.717	161-5.8
1983-84	28	151-304	.497	—	—	76-96	.792	378-13.5
1984-85	28	198-365	.542	—	—	117-156	.750	513-18.3
<b>Totals</b>	<b>109</b>	<b>455-927</b>	<b>.491</b>	<b>0-0</b>	<b>—</b>	<b>246-330</b>	<b>.745</b>	<b>1156-10.6</b>

**19. James Johnson — 1,147**


Team MVP and captain in 1968-69 ... three-year starter ... led Badgers in scoring, rebounding and field goal percentage in 1968-69 ... paced UW in free throw percentage in 1967-68 ... selected by Boston in seventh round (93rd overall) of 1969 NBA Draft.

Season	G	FG-A	PCT	3P-A	PCT	FT-A	PCT	PTS-AVG
1966-67	24	104-228	.456	—	—	72-107	.673	280-11.7
1967-68	24	155-355	.437	—	—	95-130	.731	405-16.9
1968-69	24	164-401	.409	—	—	134-192	.698	462-19.2
<b>Totals</b>	<b>72</b>	<b>423-984</b>	<b>.430</b>	<b>—</b>	<b>—</b>	<b>301-429</b>	<b>.702</b>	<b>1147-15.9</b>


**20. Ken Siebel — 1,084**

Three-time team MVP ... three-year starter who led UW in scoring in 1961-62 ... paced Badgers in field goal percentage in 1960-61 and 1961-62 ... UW's free throw percentage leader in each of his three seasons ... selected by Baltimore in sixth round (47th overall) of the 1963 NBA Draft.

Season	G	FG-A	PCT	3P-A	PCT	FT-A	PCT	PTS-AVG
1960-61	24	108-250	.432	—	—	67-97	.691	283-11.8
1961-62	24	144-318	.453	—	—	104-155	.671	392-16.3
1962-63	23	149-344	.433	—	—	111-158	.703	409-17.8
<b>Totals</b>	<b>71</b>	<b>401-912</b>	<b>.440</b>	<b>—</b>	<b>—</b>	<b>282-410</b>	<b>.688</b>	<b>1084-15.3</b>



Scott Roth averaged 18.3 points per game as a senior and was named team MVP. He was selected by the San Antonio Spurs in the 1985 NBA Draft.



**Tim Locum, UW's career leader in three-point field goals, is currently fourth on the all-time NCAA list for three-point shooting percentage (.472) among players with at least 200 career treys.**

**T22. Larry Petty — 1,066**

Tabbed UW's Most Improved Player in back-to-back seasons (1978-79 and 1979-80) ... four-year starter ... led UW in field goal percentage in 1978-79 and 1980-81 ... chosen by Los Angeles in the seventh round (157th overall) of the 1981 NBA Draft.

Season	G	FG-A	PCT	3P-A	PCT	FT-A	PCT	PTS-AVG
1977-78	27	50-138	.362	—	—	34-63	.540	134-5.0
1978-79	27	106-204	.520	—	—	55-94	.585	267-9.9
1979-80	29	97-210	.462	—	—	59-107	.551	253-8.7
1980-81	27	172-348	.494	—	—	68-126	.539	412-15.3
<b>Totals</b>	<b>110</b>	<b>425-900</b>	<b>.472</b>	<b>—</b>	<b>—</b>	<b>216-390</b>	<b>.554</b>	<b>1066-9.7</b>

**24. Chuck Nagle — 1,064**

Academic All-Big Ten in 1966-67 ... three-year starter who led UW in scoring and free throw percentage in 1966-67 ... broke school's 62-year-old season scoring record with his 463-point performance in 1966-67.

Season	G	FG-A	PCT	3P-A	PCT	FT-A	PCT	PTS-AVG
1966-67	24	188-421	.447	—	—	87-117	.744	463-19.3
1967-68	24	146-312	.468	—	—	48-70	.686	340-14.2
1968-69	24	104-259	.402	—	—	53-63	.841	261-10.9
<b>Totals</b>	<b>72</b>	<b>438-992</b>	<b>.442</b>	<b>—</b>	<b>—</b>	<b>188-250</b>	<b>.752</b>	<b>1064-14.8</b>

**25. Sean Daugherty — 1,057**

Played in 117 games (including 96 straight), eighth-most ever at Wisconsin ... eighth on school's all-time rebounds list with 644 ... only the seventh player in school history to register 1,000 points and 600 rebounds ... registered 11 career "double-doubles" ... team tri-captain as a senior ... earned team's Badger Award in 1997-98 ... career-high 24 points in final game as a Badger vs. Illinois.

Season	G	FG-A	PCT	3P-A	PCT	FT-A	PCT	PTS-AVG
1994-95	26	43-123	.350	13-47	.277	20-34	.588	119-4.6
1995-96	32	125-272	.460	12-39	.308	70-96	.729	332-10.4
1996-97	28	104-235	.443	17-48	.354	45-65	.692	270-9.6
1997-98	31	125-282	.443	11-34	.324	75-105	.714	336-10.8
<b>Totals</b>	<b>117</b>	<b>397-912</b>	<b>.435</b>	<b>53-168</b>	<b>.315</b>	<b>210-300</b>	<b>.700</b>	<b>1057-9.0</b>

**26. J.J. Weber — 1,021**

Team MVP and tri-captain in 1986-87 ... led Badgers in rebounding in 1984-85 and 1986-87 ... led team in scoring, field goal percentage, free throw percentage, steals and minutes in 1986-87 ... paced club in blocked shots in 1985-86 and 1986-87 ... tabbed team's Most Improved Player in 1984-85 ... three-year starter ... ranks fourth on UW's career blocked shots list.

Season	G	FG-A	PCT	3P-A	PCT	FT-A	PCT	PTS-AVG
1983-84	18	7-13	.538	—	—	2-5	.400	16-0.9
1984-85	28	85-173	.491	—	—	37-53	.698	207-7.4
1985-86	28	131-258	.508	—	—	67-89	.753	329-11.8
1986-87	31	182-324	.562	—	—	105-141	.745	469-15.1
<b>Totals</b>	<b>105</b>	<b>405-768</b>	<b>.527</b>	<b>—</b>	<b>—</b>	<b>211-288</b>	<b>.733</b>	<b>1021-9.7</b>

**27. Willie Simms — 1,015**

Team captain in 1990-91 ... named team's Most Improved Player in 1988-89 ... three-year starter ... led Badgers in field goal percentage and free throw percentage in 1989-90 ... topped team in assists in each of his last two seasons ... career field goal percentage of .545 is third-best in school history.

Season	G	FG-A	PCT	3P-A	PCT	FT-A	PCT	PTS-AVG
1987-88	2	1-4	.250	0-0	—	2-5	.400	4-2.0
1988-89	30	84-162	.519	1-2	.500	21-53	.396	190-6.3
1989-90	30	153-284	.539	2-6	.333	92-146	.630	400-13.3
1990-91	29	153-267	.573	1-3	.333	114-179	.637	421-14.5
<b>Totals</b>	<b>91</b>	<b>391-717</b>	<b>.545</b>	<b>4-11</b>	<b>.364</b>	<b>229-383</b>	<b>.598</b>	<b>1015-11.2</b>

**21. Tim Locum — 1,077**

Two-time team captain (1989-90 and 1990-91) ... two-year starter ... currently fourth on all-time NCAA list for three-point field goal percentage (.472) among players who have made at least 200 shots from beyond the arc ... holds UW record for career three-point field goals made ... led Badgers in three-point field goal percentage in each of his last three seasons ... tied for team lead in steals with 33 in 1989-90.

Season	G	FG-A	PCT	3P-A	PCT	FT-A	PCT	PTS-AVG
1987-88	28	58-137	.423	41-93	.441	30-35	.857	187-6.7
1988-89	30	83-168	.494	54-111	.486	45-55	.818	265-8.8
1989-90	30	94-194	.485	67-143	.469	40-45	.889	295-9.8
1990-91	30	107-212	.505	65-134	.485	51-59	.864	330-11.0
<b>Totals</b>	<b>118</b>	<b>342-711</b>	<b>.481</b>	<b>227-481</b>	<b>.472</b>	<b>166-194</b>	<b>.856</b>	<b>1077-9.1</b>

**T22. Mark Vershaw — 1,066**

One of only six forwards in Big Ten history to register at least 1,000 points, 400 rebounds and 300 assists ... never missed a game during his UW career ... he left school tied for first in games played (128) and consecutive games played (128), tied for 21st in scoring (1,066), sixth in assists (311) and fifth in minutes (3,466) ... leading scorer on UW's 2000 Final Four team and set school records for minutes played (1,122) and assists by a forward (118) that year.

Season	G	FG-A	PCT	3P-A	PCT	FT-A	PCT	PTS-AVG
1997-98	31	59-134	.440	4-10	.400	42-72	.583	164-5.3
1998-99	32	84-185	.454	0-3	.000	61-75	.813	229-7.2
1999-00	36	148-326	.454	21-40	.525	106-144	.736	423-11.8
2000-01	29	79-203	.389	6-35	.171	86-119	.723	250-8.6
<b>Totals</b>	<b>128</b>	<b>370-848</b>	<b>.436</b>	<b>31-88</b>	<b>.352</b>	<b>295-410</b>	<b>.720</b>	<b>1066-8.3</b>


WISCONSIN RECORDS



# 30-POINT PERFORMANCES

Pts.	Player	Opponent	Date	Pts.	Player	Opponent	Date
42	Michael Finley	at Eastern Michigan	12/10/94	31	Dick Cable	Tulane	12/20/54
42	Ken Barnes	Indiana	3/8/65	31	Dick Cable	at Notre Dame	12/4/54
39	Rick Olson	Michigan	1/14/84	31	John Kotz	Iowa	3/7/42
38	Dale Koehler	Iowa	2/1/75	30	Kirk Penney	at Minnesota	2/16/02
38	Joe Franklin	Michigan State	1/16/68	30	Sean Mason	at Penn State	2/14/98
37	Chuck Nagle	Michigan	3/4/67	30	Sam Okey	UW-Milwaukee	12/10/96
36	Michael Finley	Missouri	3/19/94	30	Michael Finley	at Michigan	1/29/94
36	Tracy Webster	SE Missouri State	11/25/91	30	Michael Finley	at Illinois	1/27/93
36	Dale Koehler	at Michigan	2/2/76	30	Michael Finley	Michigan	2/26/92
35	Rick Olson	San Francisco State	12/2/85	30	Tim Locum	Western Kentucky	11/25/89
35	Claude Gregory	Kentucky State	12/5/80	30	Trent Jackson	Minnesota	2/28/88
35	Clarence Sherrod	at Iowa	2/10/70	30	J.J. Weber	Northwestern	3/1/87
35	Jack Brens	Indiana	2/25/63	30	Rick Olson	Purdue	2/13/86
35	Don Rehfeldt	at Northwestern	2/11/50	30	Wes Matthews	at Purdue	2/16/80
34	Michael Finley	Ohio State	1/20/93	30	Clarence Sherrod	Tulane	12/19/70
34	Cory Blackwell	at Minnesota	2/19/83	30	Clarence Sherrod	Ohio State	2/24/70
34	Cory Blackwell	Ohio State	2/9/83	30	Clarence Sherrod	Michigan State	2/7/70
34	Joe Franklin	Michigan	1/6/68	30	Clarence Sherrod	Ohio University	1/31/70
34	Bob Litzow	Indiana	2/10/58	30	Joe Franklin	at Northwestern	3/9/68
34	Don Rehfeldt	Iowa	2/28/49	30	Chuck Nagle	Purdue	3/2/68
33	Kirk Penney	Marquette	12/22/01	30	Joe Franklin	Illinois	3/11/67
33	Michael Finley	Purdue	2/13/93	30	Joe Franklin	Nebraska	12/1/65
33	Tracy Webster	Illinois	2/20/92	30	Mark Zubor	Illinois	12/15/64
33	Trent Jackson	at Butler	12/10/88	30	Jim Biggs	Northwestern	2/28/59
33	Scott Roth	Oklahoma State	12/29/83	30	Paul Morrow	Indiana	2/16/53
33	Claude Gregory	at Iowa	2/28/81				
33	Dale Koehler	Loyola Chicago	12/6/75				
33	Ron Jackson	Dayton	12/28/61				
33	Dick Miller	at Michigan State	2/27/56				
32	Michael Finley	Michigan State	2/2/94				
32	Michael Finley	UW-Green Bay	12/5/92				
32	Danny Jones	Ohio State	3/4/89				
32	Rick Olson	at Minnesota	2/22/86				
32	Rick Olson	at Michigan State	1/30/86				
32	Rick Olson	Ohio State	2/9/85				
32	Claude Gregory	Iowa	1/15/81				
32	Leon Howard	at Ohio State	2/5/72				
32	Clarence Sherrod	Eastern Illinois	12/1/70				
32	Joe Franklin	Arizona	12/30/66				
32	Dick Miller	at Ohio State	1/14/56				
31	Willie Simms	Bowling Green	3/13/91				
31	Danny Jones	at Michigan	2/25/89				
31	Rick Olson	Illinois	2/15/86				
31	Rick Olson	Purdue	1/19/85				
31	Scott Roth	Illinois	1/17/85				
31	Scott Roth	at Northern Illinois	12/22/84				
31	Cory Blackwell	at Purdue	3/12/83				
31	Larry Petty	Minnesota	3/7/81				
31	Claude Gregory	Nebraska	12/27/79				
31	Wes Matthews	at Michigan	2/22/79				
31	Bruce McCauley	at Northwestern	1/4/75				
31	Clarence Sherrod	Michigan	1/9/71				
31	Albert Henry	Minnesota	1/13/70				
31	Joe Franklin	Purdue	3/2/68				
31	James Johnson	Northwestern	2/21/67				
31	Jack Brens	Utah	12/28/62				
31	Ken Siebel	Utah	12/28/62				
31	Dick Miller	Minnesota	2/21/55				

NOTE: The only players to have back-to-back 30-point games are Michael Finley (30 at Michigan and 32 vs. Michigan State in 1994); Rick Olson (30 vs. Purdue and 31 vs. Illinois in 1986); and Clarence Sherrod (30 vs. Michigan State and 35 vs. Iowa in 1970).



Michael Finley had nine games in which he scored at least 30 points.

# KOHL CENTER RECORDS

## Points

Team — 104 by Kansas vs. Oregon, 3/24/02  
Individual — 47 by Lynn Greer (Temple) vs. Wisconsin, 12/3/01

## Points - Both Teams

190, Kansas (104) vs. Oregon (86), 3/24/02

## Points in a Half

Team — 56 by Kansas vs. Oregon, 3/24/02  
Individual — 20 by John Cliff (Marquette) vs. Wisconsin, 12/23/99 (second half)

## Largest UW Winning Margin

37 by Wisconsin over Loyola-Chicago (66-29), 11/14/98

## Field Goals Made

Team — 40 by Kansas vs. Oregon, 3/24/02  
Individual — 18 by Lynn Greer (Temple) vs. Wisconsin, 12/3/01

## Field Goal Attempts

Team — 84 by Oregon vs. Kansas, 3/24/02  
Individual — 38 by Lynn Greer (Temple) vs. Wisconsin, 12/3/01

## Field Goal Percentage

Team — .607 (34-56) by Wisconsin vs. Penn State (2/1/03)  
Individual (min. 10 att.) — .900 (9-10) by James Peters (UNLV) vs. Wisconsin, 12/7/02

## 3-Point Field Goals

Team — 13 by Wisconsin vs. Michigan, 2/27/02  
Individual — 6 by Devin Harris vs. Temple 12/3/01; by Lynn Greer (Temple) vs. Wisconsin, 12/3/01; and by Sean Mason vs. Northern Illinois, 12/2/98

## 3-Point Field Goal Attempts

Team — 40 by Wisconsin vs. Temple, 12/3/01  
Individual — 20 by Devin Harris vs. Temple 12/3/01

## 3-Point Field Goal Percentage

Team (min. 8 att.) — .706 (12-17) by Wisconsin vs. Michigan, 2/16/00  
Individual (min. 6 att.) — .833 (5-6) by Kirk Penney vs. Eastern Michigan, 11/15/02 and Marquette, 12/22/01

## Free Throws Made

Team — 36 by Wisconsin vs. Ohio State, 2/6/02  
Individual — 14 by Sean Mason vs. Pepperdine, 12/12/98

## Free Throw Attempts

Team — 46 by Wisconsin vs. Ohio State, 2/6/02  
Individual — 16 by Mike Wilkinson vs. Ohio State, 2/6/02

## Free Throw Percentage

Team (min. 12 att.) — .941 (16-17) by Michigan State vs.



Kirk Penney holds the Kohl Center record for three-point goal percentage in a game. He made 5-6 (.833) treys against Marquette on Dec. 22, 2001 and did it again in the 2002-03 season opener vs. Eastern Washington on Nov. 15.

Wisconsin, 1/6/99  
Individual (min. 10 att.) — 1.000 (10-10) by Evan Eschmeyer (Northwestern) vs. Wisconsin, 2/10/99

## Rebounds

Team — 63 by Kansas vs. Oregon, 3/24/02  
Individual — 20 by Drew Gooden (Kansas) vs. Oregon, 3/24/02

## Assists

Team — 21 by Oregon vs. Kansas, 3/24/02; by Oregon vs. Texas, 3/22/02; and by Wisconsin vs. Minnesota, 1/22/00  
Individual — 8, five times; MR: Marcus Banks (UNLV) vs. Wisconsin, 12/7/02

## Blocked Shots

Team — 9 by South Florida vs. Wisconsin, 12/30/00  
Individual — 8 by Gerrick Morris (South Florida), 12/30/00



# YEARLY STATISTICAL LEADERS

## Scoring

Year	Name	G	PTS	AVG
1939	Dave Dupee	20	154	7.7
1940	Gene Englund	20	199	10.0
1941	Gene Englund	23	304	13.2
1942	John Kotz	21	325	15.5
1943	John Kotz	21	308	14.7
1944	Ray Patterson	21	295	14.0
1945	Ray Patterson	21	225	10.7
1946	Bob Cook	21	289	13.8
1947	Bob Cook	22	323	14.7
1948	Bob Cook	20	235	12.4
1949	Don Rehfeldt	22	381	17.3
1950	Don Rehfeldt	22	436	19.8
1951	Ab Nicholas	22	366	16.6
1952	Ab Nicholas	22	361	16.4
1953	Paul Murrow	22	352	16.0
1954	Dick Cable	22	301	13.7
1955	Dick Cable	22	442	20.1
1956	Dick Miller	22	429	19.5
1957	Bob Litzow	22	355	16.1
1958	Bob Litzow	22	324	14.7
1959	Bob Barneson	21	259	12.3
1960	Tom Hughbanks	24	312	13.0
1961	Tom Hughbanks	23	301	13.1
1962	Ken Siebel	24	392	16.3
1963	Jack Brens	24	425	17.8
1964	Ken Gustafson	24	359	14.9
1965	Mark Zubor	22	345	15.7
1966	Ken Gustafson	24	333	13.8
1967	Chuck Nagle	24	463	19.3
1968	Joe Franklin	24	544	22.7
1969	James Johnson	24	462	19.2

1970	Clarence Sherrod	24	538	22.4
1971	Clarence Sherrod	14	570	23.8
1972	Leon Howard	23	378	16.4
1973	Leon Howard	24	431	18.0
1974	Kim Hughes	24	367	15.3
1975	Bruce McCauley	25	418	16.7
1976	Dale Koehler	26	505	19.4
1977	James Gregory	27	429	15.9
1978	Wes Matthews	14	203	14.5
1979	Wes Matthews	27	499	18.5
1980	Wes Matthews	28	549	19.6
1981	Claude Gregory	27	550	20.4
1982	Brad Sellers	27	378	14.0
1983	Cory Blackwell	28	511	18.3
1984	Cory Blackwell	28	529	18.9
1985	Scott Roth	28	513	18.3
1986	Rick Olson	28	571	20.4
1987	J.J. Weber	31	469	15.1
1988	Trent Jackson	28	546	19.5
1989	Danny Jones	30	611	20.4
1990	Danny Jones	31	548	17.7
1991	Willie Simms	29	421	14.5
1992	Tracy Webster	31	537	17.3
1993	Michael Finley	28	620	22.1
1994	Michael Finley	29	592	20.4
1995	Michael Finley	27	554	20.5
1996	Sam Okey	32	423	13.2
1997	Paul Grant	28	350	12.5
1998	Sean Mason	31	480	15.5
1999	Sean Mason	32	539	16.8
2000	Mark Vershaw	36	423	11.8
2001	Roy Boone	29	372	12.8
2002	Kirk Penney	32	482	15.1
2003	Kirk Penney	32	519	16.2

## Field Goal Percentage


Year	Name	FG	FGA	PCT
1947	Bob Cook	124	358	.346
1948	Don Rehfeldt	86	258	.333
1949	Don Rehfeldt	146	436	.335
1950	Don Rehfeldt	170	505	.337
1951	Ab Nicholas	130	378	.344
1952	Dick Cable	50	128	.391
1953	Charles Siefert	99	264	.375
1954	Dick Cable	116	266	.436
1955	John Parker	75	177	.424
1956	Dick Miller	142	344	.413
1957	Walter Holt	46	101	.455
1958	Walter Holt	112	225	.498
1959	Bob Barneson	93	234	.397
1960	Marty Gharrity	119	244	.488
1961	Ken Siebel	108	250	.432
1962	Ken Siebel	144	318	.453
1963	Tom Gwyn	108	221	.489
1964	Tom O'Melia	77	159	.484
1965	Mark Zubor	137	290	.472
1966	Dennis Sweeney	67	137	.489
1967	James Johnson	104	228	.456
1968	Joe Franklin	202	402	.502
1969	James Johnson	164	401	.409
1970	Albert Henry	152	321	.474
1971	Glen Richtigels	126	264	.477
1972	Kim Hughes	113	242	.467
1973	Kim Hughes	144	291	.495
1974	Gary Anderson	142	284	.500
1975	Dale Koehler	155	307	.505
1976	Al Rudd	81	142	.570
1977	Joe Chrnelich	122	227	.537
1978	Bill Pearson	87	170	.512
1979	Larry Petty	106	204	.520
1980	Joe Chrnelich	123	230	.535
1981	Larry Petty	172	348	.494
1982	Brad Sellers	167	351	.476
1983	Brad Sellers	189	372	.508
1984	Scott Roth	151	304	.497
1985	Scott Roth	198	365	.542
1986	Shelton Smith	84	153	.549
1987	J.J. Weber	182	324	.562
1988	Danny Jones	176	309	.570
1989	Kurt Portmann	63	113	.558
1990	Willie Simms	153	284	.539
1991	Patrick Tompkins	164	258	.636
1992	Carlton McGee	123	222	.554
1993	Jeff Petersen	58	93	.624
1994	Jeff Petersen	93	157	.592
1995	Rashard Griffith	167	295	.566
1996	Sean Daugherty	125	272	.460
1997	Paul Grant	129	261	.494
1998	Sean Daugherty	125	282	.443
1999	Andy Kowske	85	148	.574
2000	Andy Kowske	137	235	.583
2001	Andy Kowske	79	145	.545
2002	Charlie Wills	112	235	.477
2003	Alando Tucker	139	261	.533

Minimum 2.0 made per game


WISCONSIN RECORDS



Trent Jackson was the UW's leading scorer (19.5 ppg.) in 1987-88.



Andy Kowske led the Badgers in field goal percentage three straight seasons (1999-2001).



Patrick Tompkins led Wisconsin in rebounding in 1989-90 and 1990-91. His 264 rebounds in 1990-91 are 11th-best in school history.

### Rebounding

Year	Name	G	REB	AVG
1951	Jim Clinton	22	344	15.6
1952	Paul Morrow	22	290	13.2
1953	Records Incomp.	—	—	—
1954	Paul Morrow	22	194	9.6
1955	Curt Mueller	19	110	5.8
1956	Curt Mueller	22	207	9.4
1957	Ray Gross	21	165	7.9
1958	Ray Gross	22	156	7.1
1959	Bob Barneson	21	152	7.2
1960	Fred Clow	24	234	9.8
1961	Tom Hughbanks	23	198	8.6
1962	Tom Gwyn	24	192	8.0
1963	Jack Brens	24	306	12.8
1964	Ken Gustafson	24	235	9.8
1965	Ken Barnes	20	176	8.8
1966	Joe Franklin	24	235	9.8
1967	Joe Franklin	24	289	12.0
1968	Joe Franklin	24	334	13.9
1969	James Johnson	24	210	8.8
1970	Albert Henry	24	265	11.0
1971	Glen Richgels	24	254	10.6
1972	Kim Hughes	24	239	10.0
1973	Kim Hughes	24	301	12.5
1974	Kim Hughes	24	266	11.1
1975	Dale Koehler	21	213	10.1
1976	Dale Koehler	26	263	10.1
1977	James Gregory	27	270	10.0
1978	Joe Chrnlich	27	182	6.7
1979	Claude Gregory	27	236	8.7
1980	Claude Gregory	29	254	8.8
1981	Claude Gregory	27	249	9.2
1982	Brad Sellers	27	254	9.4
1983	Brad Sellers	28	219	7.8
1984	Cory Blackwell	28	243	8.7

1985	J.J. Weber	28	162	5.8
1986	Rod Ripley	28	194	6.9
1987	J.J. Weber	31	251	8.1
1988	Danny Jones	26	121	4.7
1989	Danny Jones	30	141	4.7
1990	Patrick Tompkins	28	178	6.4
1991	Patrick Tompkins	30	264	8.8
1992	Michael Finley	31	152	4.9
1993	Michael Finley	28	161	5.8
1994	Rashard Griffith	25	212	8.5
1995	Rashard Griffith	26	281	10.8
1996	Sam Okey	32	218	6.8
1997	Sam Okey	27	230	8.5
1998	Sean Daugherty	31	192	6.2
1999	Andy Kowske	32	157	4.9
2000	Andy Kowske	36	222	6.2
2001	Andy Kowske	29	157	5.4
2002	Mike Wilkinson	32	171	5.3
2003	Mike Wilkinson	32	216	6.8

### 3-Point FG Pct.

Year	Name	FG	FGA	PCT
1983	Rick Olson	18	48	.375
1987	Mike Heineman	29	61	.475
1988	Trent Jackson	74	164	.451
1989	Tim Locum	54	111	.486
1990	Tim Locum	67	143	.469
1991	Tim Locum	65	134	.485
1992	Tracy Webster	75	153	.490
1993	Andy Kilbride	49	107	.458
1994	Andy Kilbride	54	131	.412
1995	Andy Kilbride	54	134	.403
1996	Hennssy Auriantal	35	88	.398
1997	Ty Calderwood	39	117	.333
1998	Sean Mason	54	161	.335
1999	Jon Bryant	46	119	.387
2000	Duany Duany	47	120	.392
2001	Ricky Bower	22	50	.440
2002	Kirk Penney	62	161	.385
2003	Devin Harris	53	137	.387


Minimum 1.0 made per game

### Free Throw Pct.

Year	Name	FT	FTA	PCT
1947	Bob Cook	75	101	.743
1948	Bob Cook	73	97	.754
1949	Don Rehfeldt	89	129	.690
1950	Don Rehfeldt	96	147	.653
1951	Ab Nicholas	106	149	.711
1952	Ab Nicholas	121	176	.687
1953	Dick Cable	81	110	.736
1954	Dick Cable	69	92	.750
1955	Dick Miller	87	109	.798
1956	Dick Miller	145	181	.801
1957	Bob Litzow	55	92	.598
1958	Walter Holt	71	90	.789
1959	Bob Barneson	73	108	.676
1960	Marty Gharrity	74	92	.804
1961	Ken Siebel	67	97	.691
1962	Ken Siebel	104	155	.671
1963	Ken Siebel	111	158	.703
1964	Mark Zubor	69	99	.697
1965	Ken Barnes	62	84	.738
1966	Mike Carlin	70	90	.778
1967	Chuck Nagle	87	117	.744
1968	James Johnson	95	130	.731
1969	Clarence Sherrod	92	120	.767


1970	Clarence Sherrod	168	202	.832
1971	Clarence Sherrod	148	200	.740
1972	Lee Oler	84	106	.792
1973	Leon Howard	117	157	.745
1974	Kim Hughes	57	92	.620
1975	Mike McCauley	98	125	.784
1976	Dale Koehler	125	165	.758
1977	James Gregory	97	139	.698
1978	Bill Pearson	74	95	.779
1979	Wes Matthews	109	139	.784
1980	Wes Matthews	127	143	.888
1981	Claude Gregory	152	202	.752
1982	Cory Blackwell	71	103	.689
1983	Brad Sellers	82	99	.828
1984	Scott Roth	76	96	.792
1985	Rick Olson	73	82	.890
1986	Rick Olson	97	110	.882
1987	J.J. Weber	105	141	.745
1988	Trent Jackson	88	106	.830
1989	Danny Jones	149	199	.749
1990	Willie Simms	92	146	.630
1991	Patrick Tompkins	95	147	.646
1992	Tracy Webster	90	115	.783
1993	Tracy Webster	72	89	.809
1994	Michael Finley	110	140	.786
1995	Michael Finley	140	181	.773
1996	Mosezell Peterson	79	107	.738
1997	Paul Grant	92	129	.713
1998	Sean Mason	128	157	.815
1999	Sean Mason	137	169	.811
2000	Mark Vershaw	106	144	.736
2001	Roy Boone	88	118	.746
2002	Devin Harris	101	130	.777
2003	Mike Wilkinson	81	103	.786

Minimum 2.5 made per game



Sean Mason was the first Badger to shoot better than 80.0 percent from the free throw line in consecutive seasons since Rick Olson did it in 1984-85 and 1985-86.





Travon Davis had 126 assists in 2001-02, the most by a Badger since 1994. It is the fifth-best single-season mark in school history.

WISCONSIN RECORDS

**Assists**

Year	Name	G	AST	AVG
1974	Marcus McCoy	24	74	3.1
1975	Bruce McCauley	25	88	3.5
1976	James Smith	23	76	3.3
1977	Bob Falk	27	93	3.4
	Arnold Gaines	27	93	3.4
1978	Arnold Gaines	26	80	3.1
1979	Wes Matthews	27	106	3.9
1980	Wes Matthews	28	118	4.2
1981	Dan Hastings	27	85	3.1
1982	Carl Golston	27	93	3.4
1983	Rick Olson	28	83	3.0
1984	Scott Roth	28	87	3.1
1985	Mike Heineman	25	111	4.4
1986	Mike Heineman	22	100	4.5
1987	Mike Heineman	28	137	4.9
1988	Tom Molaski	28	104	3.7
1989	Tom Molaski	30	108	3.6
1990	Willie Simms	30	97	3.2
1991	Willie Simms	29	98	3.4
1992	Tracy Webster	31	151	4.9
1993	Tracy Webster	28	179	6.4
1994	Tracy Webster	29	171	5.9
1995	Michael Finley	27	108	4.0
1996	Sam Okey	32	100	3.1
1997	Ty Calderwood	27	101	3.7
1998	Hennssy Auriantal	29	64	2.2
1999	Ty Calderwood	32	104	3.3
2000	Mark Vershaw	36	118	3.3
2001	Mike Kelley	29	89	3.1
2002	Travon Davis	32	126	3.9
2003	Kirk Penney	32	100	3.1

**Steals**

Year	Name	G	STL	AVG
1978	Arnold Gaines	26	28	1.1
1979	Wes Matthews	27	53	2.0
1980	Wes Matthews	28	42	1.5
1981	John Bailey	27	39	1.4
1982	John Bailey	27	37	1.4
1983	Cory Blackwell	28	39	1.4

1984	Scott Roth	28	43	1.5
1985	Mike Heineman	25	33	1.3
1986	Rick Olson	28	33	1.2
1987	J.J. Weber	31	41	1.3
1988	Trent Jackson	28	59	2.1
1989	Trent Jackson	30	50	1.7
1990	Willie Simms	30	33	1.1
	Tim Locum	30	33	1.1
1991	Willie Simms	29	27	0.9
1992	Tracy Webster	31	48	1.5
1993	Tracy Webster	28	66	2.4
1994	Tracy Webster	29	69	2.4
1995	Michael Finley	27	52	1.9
1996	Hennssy Auriantal	32	43	1.3
1997	Ty Calderwood	27	63	2.3
1998	Mike Kelley	31	58	1.9
1999	Mike Kelley	32	62	1.9
2000	Mike Kelley	36	95	2.6
2001	Mike Kelley	29	60	2.1
2002	Devin Harris	32	43	1.3
2003	Devin Harris	32	65	2.0


**Blocked Shots**

Year	Name	G	BL	AVG
1978	Claude Gregory	27	21	0.8
1979	Claude Gregory	27	21	0.8
1980	Claude Gregory	29	20	0.7
1981	Claude Gregory	27	26	1.0
1982	Brad Sellers	27	52	1.9
1983	Brad Sellers	28	68	2.4
1984	David Miller	27	11	0.4
1985	John Ploss	28	20	0.7
1986	J.J. Weber	28	28	1.0
1987	J.J. Weber	31	45	1.5
1988	Kurt Portmann	28	25	0.9
1989	Kurt Portmann	30	34	1.1
1990	Kurt Portmann	31	30	1.0
1991	Patrick Tompkins	30	25	0.8
1992	Louis Ely	30	41	1.4
1993	Louis Ely	28	31	1.1
1994	Rashard Griffith	25	66	2.6
1995	Rashard Griffith	26	58	2.2
1996	Sam Okey	32	42	1.3

1997	Paul Grant	28	34	1.2
1998	Sean Daugherty	31	18	0.6
	Andy Kowske	31	18	0.6
1999	Andy Kowske	32	27	0.8
2000	Andy Kowske	36	27	0.8
2001	Andy Kowske	29	14	0.5
2002	Devin Harris	32	18	0.6
2003	Mike Wilkinson	32	31	1.0


**Minutes**

Year	Name	G	MIN	AVG
1978	Arnold Gaines	26	782	30.1
1979	Wes Matthews	27	986	36.5
1980	Claude Gregory	29	1001	34.5
1981	Claude Gregory	27	989	36.6
1982	Brad Sellers	27	964	35.7
1983	Brad Sellers	28	1009	36.0
1984	Cory Blackwell	28	1045	37.3
1985	Rick Olson	28	970	34.6
1986	Rick Olson	28	983	35.1
1987	J.J. Weber	31	993	32.0
1988	Trent Jackson	28	1032	36.9
1989	Trent Jackson	30	1099	36.6
1990	Danny Jones	31	1043	33.6
1991	Patrick Tompkins	30	1091	36.4
1992	Tracy Webster	31	1077	34.7
1993	Michael Finley	28	979	35.0
1994	Michael Finley	29	1046	36.1
1995	Michael Finley	27	1000	37.0
1996	Sam Okey	32	1024	32.0
1997	Ty Calderwood	27	886	32.8
1998	Sean Mason	31	885	28.5
1999	Sean Mason	32	937	29.3
2000	Mark Vershaw	36	1122	31.2
2001	Mike Kelley	29	903	31.1
2002	Devin Harris	32	1094	34.2
2003	Kirk Penney	32	1119	35.0



Mark Vershaw's 1,122 minutes played in 1999-2000 are a school record.

# History



**Back-to-Back  
Big Ten Champions**



# 105 YEARS OF WISCONSIN BASKETBALL

The Wisconsin men's basketball program begins its 106th season in 2003-04. Following is a chronological list of highlights from the first 105 years of UW basketball.

## December, 1898

Six years after the advent of the new sport of basketball, Bob Burdick, John Mapel, Carl Sillman, Paul Stover and Captain Walter Hirschberg make up the first Wisconsin Badger basketball team. Dr. J.C. Elsom is the first UW coach.

## Jan. 21, 1899

Wisconsin plays its first game and falls to the Milwaukee Normal Alumni, 25-15, in Milwaukee.

## March 4, 1899

The Badgers play their first home game. The Milwaukee Normal Alumni edge Wisconsin, 13-10, and the Badgers finish their first season 0-3.

## Feb. 15, 1900

Wisconsin defeats Wayland Academy, 25-15, for the first victory in school history.

## March, 1902

After completing a 10-game schedule (all on the road), the Badgers finish the year with a 7-3 record, their first winning season.

## Dec. 2, 1904

Emmett Angell coaches the Badgers for the first time and watches his team rout Sparta's Company C, 75-10. Christian Steinmetz scores 50 points in the victory to set a pre-modern, single-game scoring mark.

## January, 1905

The Badgers make their first road trip to the East and come home with a 2-6 mark after games in New Jersey, New York, Pennsylvania and Ohio.

## Spring, 1905

Christian Steinmetz finishes the season with 462 points, setting a Wisconsin season scoring mark that would stand for 61 years. Steinmetz is later named the Badgers' first All-American.

## March 15, 1907

Wisconsin defeats Purdue, 37-10, to secure an 11-3 record and a share of the school's first Big Ten championship.

## March 16, 1912

First-year coach Walter Meanwell, known as the "Little Doctor," guides the Badgers to a 32-21 win over Indiana to complete an unbeaten season at 15-0. Wisconsin wins the Big Ten title outright and will win or share the conference crown seven more times before Meanwell's coaching career ends in 1934.

## March 16, 1918

Despite dropping a 19-11 decision to Minnesota, first-year coach Guy Lowman's Badgers win the school's sixth Big Ten championship in 12 years.

## Dec. 18, 1930

The Badgers defeat Penn, 25-12, in the dedication game for the new Wisconsin Field House.

## Fall, 1934

Harold "Bud" Foster, a former All-America player for the Badgers, takes over as head coach. Foster will hold that position for 25 years, longer than any other basketball coach in school history.

## Spring, 1935

In his first season as head coach, "Bud" Foster leads the Badgers to the Big Ten title with a 15-5 record.

## March 29, 1941

The "Cinderella" Badgers, lower division finishers in the Big Ten just one year earlier, top Washington State, 39-34, to win the NCAA tournament. The UW's John Kotz is named tournament MVP. Team captain Gene Englund is the Big Ten MVP and earns All-America honors.

## Spring, 1942

Wisconsin has the Big Ten MVP for the second straight season when John Kotz earns the award. Kotz also garners All-America kudos.

## March, 1947

The 15-5 Big Ten champion Badgers are invited to play in the NCAA Eastern Regionals in New York's Madison Square Garden. Wisconsin takes third place in the East by squeaking past Navy, 50-49, after losing the opener, 70-56, to CCNY.

## Feb. 28, 1949

Junior Don Rehfeldt takes 37 shots in a 70-47 trouncing of Iowa. Rehfeldt's 37 field goal attempts still stand as a single-game Wisconsin record.



The UW Field House opened on Dec. 18, 1930 as Wisconsin defeated Penn 25-12.

**Spring, 1950**

After being named the Big Ten's MVP, Don Rehfeldt becomes Wisconsin's last All-American to date. He finishes his career as the school's all-time leading scorer with 1,169 points. Rehfeldt also is picked second overall in the NBA Draft.

**Jan. 3, 1953**

Center Paul Morrow grabs what remains a school-record 30 rebounds in a 50-46 victory over Purdue.

**Jan. 27, 1962**


Despite Boilermaker Terry Dischinger's UW Field House-record 50 points, the Badgers defeat Purdue 89-86.

**March 3, 1962**

The Badgers defeat a top-ranked Ohio State squad (86-67) that features all-Americans John Havlicek and Jerry Lucas, as well as reserve forward Bob Knight. The powerful Buckeyes see their 47-game winning streak come to an end.

**March 11, 1963**

Senior Ken Seibel earns the team's MVP award for the third consecutive season. He remains the Badgers' only three-time MVP.



Claude Gregory (#35) left Wisconsin in 1981 as the school's all-time career leader in both points (1,745) and rebounds (904).



Wes Matthews made a shot from halfcourt as time expired to give Wisconsin an 83-81 victory over Michigan State on March 3, 1979 at the UW Field House. The Spartans were led by Magic Johnson and won the national championship that year.

**March 8, 1965**

Ken Barnes scores a school-record 42 points, along with 23 rebounds, in a 92-73 loss to Indiana. Barnes' mark stands alone until Michael Finley matches it in December of 1994.

**March 11, 1967**

With 12 seconds remaining in the season finale against Illinois, sophomore Chuck Nagle makes a layup to tie Christian Steinmetz as the school's single-season scoring leader with 462 points. Fouled on the play, Nagle converts the free throw and sets the record.

**Dec. 9, 1967**

The Badgers set a school single-game scoring record with a 120-82 win over Southern Methodist.

**March 2, 1968**

Senior Joe Franklin pulls down a career-high 27 rebounds in a 104-84 victory over Purdue — his final game at the UW Field House. Franklin ends his collegiate career one week later having amassed 858 boards for what still is a school-record 11.9 rebounds per game.

**March 9, 1968**

Only one year after Chuck Nagle snaps Wisconsin's 62-year-old single-season scoring mark set by Christian Steinmetz, Joe Franklin registers 30 points in the season finale at Northwestern to finish the campaign with a school-best 544 points.

**March 13, 1971**

Senior co-captain Clarence Sherrod scores 27 points in a season-ending loss at Michigan to finish the year with 570 points. It is the third time in five seasons that the Badgers have a new all-time single-season scoring leader.

**Jan. 5, 1976**

The Badgers record the largest comeback in school history when they erase a 22-point (47-25) deficit and gain an 82-81 overtime victory over Ohio State at the UW Field House.

**March 3, 1979**

Guard Wes Matthews hits a halfcourt shot as time expires as the Badgers defeat Magic Johnson and eventual NCAA champion Michigan State 83-81 at the UW Field House.

**Dec. 30, 1979**

The Badgers connect on 32 of 43 field goal attempts (.744) to set a single-game school record and defeat Army 78-54.

**March 10, 1981**


Claude Gregory scores 29 points and grabs 17 rebounds in his last game as a Badger. He leaves the school as Wisconsin's career leader in points (1,745) and rebounds (904).

**Dec. 2, 1985**

In a non-conference matchup with San Francisco State, senior Rick Olson makes

WISCONSIN HISTORY





Steve Yoder led the Badgers to the NIT in both 1989 and 1991. UW advanced to the second round of both tournaments. The 1989 NIT was Wisconsin's first postseason appearance since 1947.

17 field goals in a 90-61 Badger victory. Olson's 17 field goals tops the previous school record of 16 set nearly 27 years earlier by Bob Litzow.

### March 9, 1986

Setting a school record by starting every game (112) in his four-year career, Rick Olson guides Wisconsin past Northwestern, 70-68. Olson scores 26 points in the game and misses becoming the school's career scoring leader by nine points. However, he does become the UW's single-season scoring champion with 571 points.

### Feb. 16, 1987

In one of the most infamous games in school history, the Badgers take eventual NCAA champion Indiana to three overtimes before falling 86-85 at the UW Field House before a capacity crowd and national television audience.

### March 8, 1987

Mike Heineman scores 20 points, grabs seven rebounds and hands out nine assists in his final game as a Badger. Heineman ends his career as Wisconsin's all-time assist leader with 388.

### Dec. 14, 1988

The Badgers record the widest margin of victory in school history with an 89-34 win over Denver at the UW Field House.

### March 15, 1989

The Badgers, under Coach Steve Yoder, make their first-ever appearance in the National Invitation Tournament and defeat New Orleans, 63-61, at the UW Field House. It is Wisconsin's first postseason appearance since the 1947 NCAA Tournament.

### March 20, 1989

Danny Jones scores 24 points in the season finale against St. Louis. His 611 points establishes a new single-season school scoring record.

### Feb. 15, 1990

Danny Jones snaps Wisconsin's career scoring mark against Ohio State. Jones ends his career with 1,854 points.

### March 13, 1991

The Badgers make their second NIT appearance in three years and defeat Bowling Green 87-79 (OT) at the UW Field House. Wisconsin, however, is eliminated from the tournament five days later by Stanford.

### March 25, 1992

Former New York Knicks coach Stu Jackson is hired as Wisconsin's 11th head coach.

### Feb. 13, 1993

Sophomore Michael Finley goes head-to-head with Purdue All-American Glenn Robinson. Finley scores 33 points and adds a Big Ten-record 10 steals but the Boilermakers prevail 90-87 in double overtime behind Robinson's 42 points.

### March 17, 1993

Wisconsin qualifies for its third National Invitation Tournament in five years but loses 77-73 to Rice in the first round at the UW Field House.

### Nov. 22, 1993

The Badgers are ranked 25th by the Associated Press, their first national ranking by the A.P. since January of 1976.

### March 17, 1994

Led by Michael Finley, Tracy Webster and Rashard Griffith, Coach Stu Jackson's Badgers defeat Cincinnati 80-72 in the school's first NCAA tournament game since 1947. Wisconsin is eliminated two days later by Missouri.

### Dec. 10, 1994

Michael Finley scores a school record-tying 42 points in a 92-76 loss at Eastern Michigan. Finley registers 33 points in the second half to set the school mark for points in a half.

### Jan. 14, 1995


Michael Finley breaks Danny Jones' school career scoring mark in the first half of the Badgers' 74-67 win at home over Minnesota. Finley goes on to finish his career with 2,147 points.

### March 31, 1995

Dick Bennett is hired from UW-Green Bay as Wisconsin's 13th head coach, replacing Stan Van Gundy.

### June 28, 1995

Forward Michael Finley becomes Wisconsin's first first-round NBA draft choice since 1980 when he is selected 21st overall by Phoenix.



Michael Finley, UW's all-time leading scorer, was drafted in the first round (21st overall) in the 1995 NBA Draft by the Phoenix Suns

**March 13, 1996**

Coach Dick Bennett's Badgers defeat Manhattan 55-42 in the first round of the National Invitation Tournament at the UW Field House. The Badgers are eliminated five days later by Illinois State.

**Jan. 4, 1997**

Wisconsin snaps a 31-game losing streak to Indiana with a 71-58 victory over the Hoosiers at the UW Field House. Wisconsin leads 17-0 before Indiana scores.

**Feb. 26, 1997**

Seven-foot center Paul Grant sets a school record with a 15-for-15 performance at the free throw line in a 49-48 victory over Iowa at the UW Field House.

**March 8, 1997**

The Badgers lock up the school's second NCAA tournament bid in 50 years with a 66-65 upset win over No. 2-ranked Minnesota at the UW Field House. It is the UW's first win over a first or second-ranked opponent since 1962.

**March 14, 1997**

The Badgers lose 71-58 to Texas in the first round of the NCAA tournament at Pittsburgh's Civic Arena.

**June 25, 1997**

Paul Grant becomes UW's second first-round NBA draft choice in three years when he is selected 20th overall by Minnesota.

**Jan. 14, 1998**

The Badgers play the final game in the UW Field House and record a 76-57 win over Penn State.

**Jan. 17, 1998**

Wisconsin opens the new, \$76 million Kohl Center with a 56-33 triumph over Northwestern before 16,697 fans, including Sen. Herb Kohl.

**Dec. 14, 1998**

The Badgers enter the media and coaches top-25 polls for the first time since December of 1994.



The Badgers, a No. 8 seed in the 2000 NCAA Tournament, made a cinderella run to the Final Four that year. Wisconsin defeated No. 9 seed Fresno State, No. 1 Arizona, No. 4 LSU and No. 6 seed Purdue on its way to Indianapolis. The team was greeted by 20,000 fans at a rally at Camp Randall Stadium upon returning to Madison following the West Regional final.

**Dec. 27, 1998**

Wisconsin's 10th straight win gives the school a 12-1 record for only the second time since 1929-30.

**Jan. 31, 1999**

The Badgers achieve the school's highest national ranking (11th by A.P.) since 1962.

**March 1, 1999**

Sophomore guard Mike Kelley becomes the first Badger to be named Big Ten Defensive Player of the Year.

**March 7, 1999**

UW receives its fifth NCAA Tournament bid and second in the four-year Dick Bennett era. The Badgers also earn their highest tournament seed (fifth) ever.

**March 12, 1999**

The Badgers drop a 43-32 decision to Southwest Missouri State in the first round of the NCAA tournament in Charlotte, N.C.

**March 1, 2000**

Guard Mike Kelley becomes Wisconsin's career steals leader in a 62-46 win at Northwestern.

**March 12, 2000**

Wisconsin receives its sixth NCAA tournament bid and third in the five-year Dick Bennett era.

**March 16-18, 2000**

Wisconsin defeats ninth-seeded Fresno State and top-seeded Arizona in the first and second rounds of the NCAA tournament in Salt Lake City, Utah. The wins allow the UW to advance to the Sweet 16 for the first time ever.

**March 23-25, 2000**

The Badgers advance to the Final Four after defeating fourth-seeded and 10th-ranked LSU in the West Regional semifinal and Big Ten rival and sixth-seeded Purdue in the regional title game in Albuquerque, N.M.

The win over the Boilermakers ties the school single-season record (22) set by the 1998-99 squad.

Guard Jon Bryant is named the West Regional MVP and guard Mike Kelley and forward Andy Kowske are named to the all-West Regional team.

Upon their return to Madison on the night of the 25th, the Badgers are greeted by 20,000 screaming fans at a rally in Camp Randall Stadium.

**April 1, 2000**

The Badgers' amazing NCAA tournament run ends in the semifinals at the Final Four with a 53-41 loss to eventual national champion Michigan State.



**Nov. 29, 2000**

The Badgers defeat 13th-ranked Maryland 78-75 in overtime at the Bradley Center in Milwaukee. Following the game, Dick Bennett tells the team he has coached his last game and formally announces his retirement the next day. Assistant head coach Brad Soderberg takes over as UW's 14th head basketball coach.

**Jan. 29, 2001**

Wisconsin ascends to the No. 10 spot in the Associated Press top 25, the school's highest ranking since it was seventh on Dec. 11, 1962.

**March 11, 2001**

Wisconsin receives its third consecutive NCAA tournament bid and the seventh in school history.

**March 15, 2001**

The Badgers fall 50-49 to Georgia State in the first round of the NCAA tournament in Boise, Idaho.

**March 29, 2001**

After announcing on March 19 that Brad Soderberg will not be retained as head coach, UW Director of Athletics Pat Richter hires William "Bo" Ryan from UW-Milwaukee as the 15th head coach in Badger basketball history.

**Jan. 12, 2002**

Freddie Owens hits a runner with 25 seconds left in the game to give Wisconsin a 64-63 win over Michigan State in East Lansing. The win snapped the Spartans' Big Ten-record 53-game home winning streak.

**Feb. 13, 2002**

Behind Charlie Wills' 17 points, the Badgers defeat Indiana 64-63 in Bloomington. The victory is UW's first at Assembly Hall since 1977, a span of 22 games.

**Feb. 27, 2002**

Wisconsin clinches a share of its first Big Ten title since 1947 with a 74-54 win over Michigan at the Kohl Center. Devin Harris and Kirk Penney each score 21 points and hit four three-pointers. With the victory, the Badgers earn the No. 1 seed in the Big Ten Tournament for the first time in school history.

**March 5, 2002**

Head coach Bo Ryan is named the Big Ten Coach of the Year, becoming the first UW coach to receive the honor. Kirk Penney is also a unanimous first-team all-league selection, just the fifth Badger since 1948 to earn unanimous first-team honors.

**March 15, 2002**

Seniors Travon Davis and Charlie Wills become the first UW players to appear in four NCAA tournaments as the Badgers defeat St. John's 80-70 at the MCI Center in Washington, D.C. Wisconsin falls to eventual national champion Maryland, 87-57, two days later.

**March 5, 2003**

Point guard Devin Harris hits the game-winning free throw with 0.4 seconds remaining to give Wisconsin a 60-59 win over Illinois and its first outright Big Ten title since 1947.

**March 11, 2003**

For the second consecutive season, Bo Ryan is named the Big Ten's Coach of the Year. He is the only coach in league history to win the award in each of his first two seasons. Kirk Penney is also a repeat first-team All-Big Ten selection, the Badgers' first back-to-back first teamer since 1951-52.

**March 16, 2003**


Wisconsin earns a school-record fifth straight bid to the NCAA tournament. The Badgers are seeded fifth in the Midwest Region, matching their best-ever seed.

**March 20, 2003**

The Badgers defeat Weber State 81-74 in the first round of the NCAA tournament in Spokane, Wash. The win is the 23rd of the season for UW, breaking the school record of 22. It also marks the first time in school history that Wisconsin has won NCAA tournament games in consecutive seasons.

**March 22, 2003**

Junior Freddie Owens hits a three-pointer with one second left to cap the greatest comeback in school history and give the Badgers a 61-60 win over Tulsa and a berth in the "Sweet 16." Wisconsin had trailed 58-45 with 3:36 remaining before outscoring the Golden Hurricane 16-2 the rest of the way.



Wisconsin defeated Michigan 74-54 on Feb. 27, 2002 to clinch a share of its first Big Ten Championship since 1947. Kirk Penney (above) scored 21 points in the win.

# HONORS AND AWARDS

## ■ Naismith Hall of Fame

1959 Dr. Walter Meanwell  
1959 Harold Olsen  
1959 Chris Steinmetz Sr.  
1964 Harold Foster

*Years indicate year of induction*

## ■ All-America (1st Team)

1905 Chris Steinmetz Sr.  
1916 George Levis  
1930 Harold Foster  
1941 Gene Englund  
1942 John Kotz  
1950 Don Rehfeldt

## ■ Helms Foundation Player of the Year

1905 Chris Steinmetz Sr.  
1912 Otto Stangel  
1916 George Levis  
1918 William Chandler

## ■ John Wooden Award Finalist

2001 Mike Kelley

## ■ Preseason John Wooden Award Candidate

1995 Michael Finley  
1998 Sam Okey  
2001 Mike Kelley  
2003 Kirk Penney

## ■ Preseason Naismith Award Candidate

1995 Michael Finley  
2001 Mike Kelley

## ■ NCAA Tournament MVP

1941 John Kotz

## ■ NCAA West Region MVP

2000 Jon Bryant

## ■ NCAA All-West Region

2000 Mike Kelley  
Andy Kowske

## ■ World Basketball Championships

2002 Michael Finley, USA  
Kirk Penney, New Zealand

## ■ Olympic Games

2000 Kirk Penney, New Zealand

## ■ Team USA

1993 Michael Finley

## ■ World University Games

1993 Michael Finley, USA  
1997 Hennsy Auriantal, Canada

## ■ Goodwill Games

1994 Michael Finley, USA

## ■ Big Ten MVP

1941 Gene Englund  
1942 John Kotz  
1947 Glen Selbo  
1950 Don Rehfeldt

## ■ Big Ten Freshman of the Year

1996 Sam Okey

## ■ Big Ten Defensive Player of the Year

1999 Mike Kelley

## ■ All-Big Ten

1907 Arthur Frank  
Charles Scribner  
1908 Hugh Harper  
Helmer Swenholt  
1911 Walter Scoville  
1912 Walter Scoville  
Otto Stangel  
1913 Carl Harper  
Allen Johnson  
Eugene Van Gent  
John Van Riper  
1914 Carl Harper  
Eugene Van Gent  
1915 George Levis  
1916 William Chandler  
George Levis  
Harold Olsen  
1917 William Chandler  
Paul Meyers  
Harold Olsen  
1923 Gus Tebell  
Rollie Williams  
1924 Marshall Diebold  
1925 Marshall Diebold  
1928 George Hotchkiss  
1929 Ed Chmielewski  
Harold Foster  
1930 Ed Chmielewski  
Harold Foster  
1934 Rolf Poser  
1935 Gilbert McDonald  
Rolf Poser  
1938 Howard Powell  
1940 Gene Englund  
1941 Gene Englund

John Kotz  
1942 John Kotz  
1947 Bob Cook  
Walt Lautenbach  
Glen Selbo  
1948 Bob Cook (2)  
Don Rehfeldt (2)  
1949 Don Rehfeldt (1)  
1950 Don Rehfeldt (1)  
1951 Ab Nicholas (1)  
1952 Ab Nicholas (1)  
1953 Dick Cable (HM)  
Paul Morrow (HM)  
Charles Seifert (HM)  
1954 Dick Cable (HM)  
Paul Morrow (HM)  
Ron Weisner (HM)  
1955 Dick Cable (HM)  
1956 Dick Miller (2)  
1957 Bob Litzow (3)  
1958 Walt Holt (HM)  
Bob Litzow (HM)  
1959 Jim Biggs (HM)  
1960 Tom Hughbanks (HM)  
1961 Tom Hughbanks (HM)  
Ron Jackson (HM)  
Ken Seibel (HM)  
1962 Ken Seibel (2)  
Mike O'Melia (3)  
Don Hearnden (HM)  
Tom Hughbanks (HM)  
1963 Ken Seibel (2)  
Jack Brens (3)  
1964 Jack Brens (HM)  
1965 Jim Bohlen (HM)  
Mark Zubor (HM)  
1966 Joe Franklin (HM)  
1967 Chuck Nagle (2)  
Joe Franklin (3-UPI, HM-A.P.)  
1968 Joe Franklin (1)  
James Johnson (HM)  
1969 Clarence Sherrod (HM)  
James Johnson (HM)  
Clarence Sherrod (2)  
1970 Al Henry (HM)  
1971 Clarence Sherrod (2)  
Leon Howard (HM)  
1972 Leon Howard (2)  
1973 Leon Howard (HM)  
1974 Gary Anderson (2-A.P.)  
Kim Hughes (3-UPI)  
Dale Koehler (HM-UPI)  
1975 Dale Koehler (HM)  
Bruce McCauley (HM)  
1976 Dale Koehler (3-UPI, HM-A.P.)  
1977 James Gregory (HM)  
Bob Falk (HM)  
1978 Arnold Gaines (HM-A.P.)  
1979 Wes Matthews (HM)  
Joe Chnelich (HM-A.P.)  
Claude Gregory (HM-A.P.)  
Larry Petty (HM-A.P.)  
1980 Wes Matthews (2)  
Claude Gregory (3-UPI)  
Joe Chnelich (HM-A.P.)  
Claude Gregory (HM-A.P.)



- 1981 Claude Gregory (2)  
Larry Petty (HM)  
John Bailey (HM-A.P.)
- 1982 Brad Sellers (HM)  
John Bailey (HM-A.P.)
- 1983 Brad Sellers (2-A.P., HM-UPI)
- 1984 Rick Olson (HM-A.P.)  
Scott Roth (HM-A.P.)
- 1985 Scott Roth (2)
- 1986 Rick Olson (3-UPI, HM-A.P.)  
J.J. Weber (HM-A.P.)
- 1987 J.J. Weber (2-UPI, HM-A.P.)  
Mike Heineman (HM-A.P.)  
Trent Jackson (HM-A.P.)
- 1988 Trent Jackson (3-UPI, HM-A.P.)  
Danny Jones (HM-A.P.)
- 1989 Danny Jones (2)  
Trent Jackson (2-A.P., 3-UPI)  
Tom Molaski (HM-A.P.)
- 1990 Danny Jones (2-M, 3-C)
- 1991 Patrick Tompkins (1-M, 2-C)  
Willie Simms (HM)
- 1992 Tracy Webster (2)  
Michael Finley (HM-M)
- 1993 Michael Finley (1)  
Tracy Webster (3)
- 1994 Michael Finley (2)  
Tracy Webster (HM)
- 1995 Michael Finley (1-C, 2-M)  
Rashard Griffith (1-M, 2-C)
- 1996 Sam Okey (HM-C)
- 1997 Sam Okey (2-M, 3-C)  
Paul Grant (HM)
- 1998 Sean Mason (HM)
- 1999 Sean Mason (2)  
Ty Calderwood (3-M)
- 2001 Roy Boone (3-C, HM-M)  
Mike Kelley (HM-M)

- 2002 Kirk Penney (1)  
Charlie Wills (HM-C)
- 2003 Kirk Penney (1)  
Devin Harris (2-C, 3-M)  
Alando Tucker (HM-M)

- Kirk Penney (Feb. 18)
- 2002-03 Kirk Penney (Nov. 18)  
Devin Harris (Jan. 6)  
Kirk Penney (Feb. 17)

**Academic All-Big Ten**

- 1967 Chuck Nagle
- 1970 Clarence Sherrord
- 1972 Lee Oler
- 1974 Gary Anderson
- 1978 Bill Pearson
- 1982 Steve Jacobson
- 1985 Rod Ripley
- 1986 Rod Ripley
- 1987 Rod Ripley
- 1988 Rob Willey
- 1990 Billy Douglass
- 1991 Damon Harrell  
Grant Johnson  
Jay Peters
- 1992 Damon Harrell  
Grant Johnson  
Jay Peters  
Jeff Petersen
- 1993 Chris Conger  
Damon Harrell  
Grant Johnson  
Jeff Petersen
- 1994 Chris Conger  
Grant Johnson  
Jeff Petersen
- 1996 Shawn Carlin
- 1997 Hennssy Auriantal  
Paul Grant  
Mike Kosolcharoen
- 1998 Brian Vraney
- 1999 Hennssy Auriantal  
Mike Kelley  
Andy Kowske
- 2000 Erik Faust  
Mike Kelley  
Andy Kowske
- 2001 Mike Kelley  
Andy Kowske
- 2002 Max Peek  
Kirk Penney  
Ike Ukawuba  
Mike Wilkinson
- 2003 Clayton Hanson  
Ike Ukawuba


**Team MVP**

- 1941 Gene Englund
  - 1942 John Kotz
  - 1943 Bob Sullivan
  - 1944 Ray Patterson
  - 1945 Ray Patterson
  - 1946 Bob Cook
  - 1947 Glen Selbo
  - 1948 Bob Cook
  - 1949 Don Rehfeldt
  - 1950 Don Rehfeldt
  - 1951 Ab Nicholas
  - 1952 Ab Nicholas
  - 1953 Charles Siefert
  - 1954 Paul Morrow
  - 1955 Dick Cable
  - 1956 Dick Miller
  - 1957 Bob Litzow
  - 1958 Walter Holt
  - 1959 Bob Barneson
  - 1960 Fred Clow
  - 1961 Ken Siebel
  - 1962 Ken Siebel
  - 1963 Ken Siebel
  - 1964 Ken Gustafson
  - 1965 Jim Bohlen
  - 1966 Paul Morenz
  - 1967 Joe Franklin
  - 1968 Joe Franklin
  - 1969 James Johnson
  - 1970 Albert Henry
  - 1971 Glen Richgels
  - 1972 Leon Howard
  - 1973 Leon Howard  
Kim Hughes
  - 1974 Gary Anderson  
Kim Hughes
  - 1975 Dale Koehler
  - 1976 Dale Koehler
  - 1977 Bob Falk
  - 1978 Arnold Gaines
  - 1979 Wes Matthews
  - 1980 Joe Chnelich
  - 1981 Claude Gregory
  - 1982 John Bailey
  - 1983 Cory Blackwell
  - 1984 Cory Blackwell
  - 1985 Scott Roth
  - 1986 Rick Olson
  - 1987 J.J. Weber
  - 1988 Trent Jackson
  - 1989 Trent Jackson
  - 1990 Danny Jones
  - 1991 Patrick Tompkins
  - 1992 Tracy Webster
  - 1993 Michael Finley
  - 1994 Michael Finley
  - 1995 Rashard Griffith
- No MVP named from 1996-2003

**Big Ten Player of the Week**

- 1982-83 Brad Sellers (Jan. 24)
- 1983-84 Rick Olson (Jan. 16)
- 1985-86 Rick Olson (Feb. 17)
- 1987-88 Byron Robinson (Jan. 5)
- 1988-89 Trent Jackson (Feb. 21)
- 1992-93 Michael Finley (Jan. 25)  
Michael Finley (Mar. 1)
- 1993-94 Michael Finley (Jan. 10)
- 1996-97 Sam Okey (Dec. 16)
- 1998-99 Sean Mason (Dec. 28)
- 1999-00 Andy Kowske (Dec. 26)  
Maurice Linton (Mar. 7)
- 2000-01 Roy Boone (Dec. 18)
- 2001-02 Kirk Penney (Dec. 24)  
Kirk Penney (Dec. 31)

WISCONSIN HISTORY



Kirk Penney earned first-team All-Big Ten honors in 2002 and 2003, the first Badger to be named first-team all-conference in consecutive years since Ab Nicholas (1951-52).

**■ Captains**

1899 Walter Hirschberg  
 1900 Walter Hirschberg  
 1901 Walter Hirschberg  
 1902 Henry Helmholz  
 1903 John Potter  
 1904 Harvey Schofield  
 1905 Chris Steinmetz Sr.  
 1906 James Bush  
 1907 Charles Scribner  
 1908 Harlan Rogers  
 1909 Helmer Swenholt  
 1910 William Witt  
 1911 Albert Birch  
 1912 Walter Scoville  
 1913 John Van Riper  
 1914 Eugene Van Gent  
 1915 E.O. Lange  
 1916 Mel Haas  
 1917 George Levis  
 Harold Olsen  
 1918 William Chandler  
 1919 Anthony Zulfer  
 1920 Harold Knapp  
 1921 Warren Taylor  
 1922 Duke Caesar  
 1923 Gus Tebell  
 1924 Douglas Gibson  
 1925 Marshall Diebold  
 1926 Henry Brooks  
 1927 Rollie Barnum  
 Ralph Merkel  
 1928 Louis Behr  
 1929 John Doyle  
 Elmer Tenhopen  
 1930 Harold Foster  
 1931 Ed Chmielewski  
 John Paul  
 1932 Marvin Steen  
 1933 Ray Wickman  
 1934 Rolf Poser  
 1935 Rolf Poser  
 1936 Edward Stege  
 1937 Gordy Fuller  
 1938 Howard Powell  
 George Rooney  
 1939 Byron Bell  
 David Dupee  
 Robert Weigandt  
 1940 Walter Anderson  
 John Rundell  
 1941 Gene Englund  
 1942 Robert Alwin  
 1943 John Kotz  
 1944 Ray Patterson  
 1945 Ray Patterson  
 1946 Eugene Mathews  
 1947 Walter Lautenbach  
 1948 Edward Mills  
 1949 Douglas Rogers  
 1950 Robert Mader  
 1951 James Van Dien  
 1952 Edward Carpenter  
 1953 Charles Siefert  
 Thomas Ward  
 1954 Robert Weber  
 1955 Richard Cable  
 1956 Richard Jorgensen  
 1957 Glenn Borland

1958 Glenn Borland  
 1959 Robert Barneson  
 1960 Robert Barneson  
 1961 James Biggs  
 1962 Thomas Hughbanks  
 1963 Thomas Gwyn  
 1964 Michael O'Melia  
 1965 James Bohem  
 1966 Kenneth Gustafson  
 Mark Zubor  
 1967 Dennis Sweeney  
 1968 Michael Carlin  
 Joe Franklin  
 1969 James Johnson  
 John Schell  
 1970 Al Henry  
 1971 Dennis Conlon  
 Clarence Sherrod  
 1972 Robert Frasar  
 1973 Leon Howard  
 1974 Kim Hughes  
 1975 Dale Koehler  
 1976 Dale Koehler  
 1977 Pete Brey  
 1978 James Smith III  
 1979 Joe Chernelich  
 Arnold Gaines  
 1980 Joe Chernelich  
 Robert Jenkins  
 1981 Dan Hastings  
 1982 John Bailey  
 Steve Jacobson  
 Gary Zinkgraf  
 1983 Greg Dandridge  
 1984 Cory Blackwell  
 Scott Roth  
 1985 Scott Roth  
 1986 Jay Laszewski  
 Rick Olson  
 Gregg Steinhaus  
 1987 Mike Heineman  
 Rod Ripley  
 J.J. Weber  
 1988 Tom Molaski  
 Rodney Tapp  
 1989 Trent Jackson  
 Danny Jones  
 Tom Molaski  
 1990 Danny Jones  
 Tim Locum  
 Kurt Portmann  
 1991 John Ellenson  
 Tim Locum  
 Willie Simms  
 Patrick Tompkins  
 1992 Billy Douglass  
 Tracy Webster  
 1993 Tracy Webster  
 1994 Tracy Webster  
 Michael Finley  
 1995 Michael Finley  
 1996 Osita Nwachukwu  
 1997 Paul Grant  
 1998 Ty Calderwood  
 Sean Daugherty  
 Sean Mason  
 1999 David Burkemper  
 2000 Jon Bryant  
 Duany Duany

2001 Mike Kelley  
 Maurice Linton  
 2002 Travon Davis  
 Charlie Wills  
 2003 Kirk Penney

**■ Badger Award**

Player who best exemplifies the qualities of humility, passion, unity, servanthood and thankfulness, both on and off the court.

1996 Hennssy Auriantal  
 1997 Paul Grant  
 1998 Sean Daugherty  
 1999 Mike Kelley  
 Andy Kowske  
 2000 Mike Kelley  
 2001 Mike Kelley

**■ Scholar-Athlete Award**

1996 Shawn Carlin  
 1997 Paul Grant  
 1998 Hennssy Auriantal  
 1999 Andy Kowske  
 2000 Andy Kowske  
 2001 Andy Kowske

**■ Red Team Award**

Player(s) who is commended for his effort as a member of the "red team," which competes against the starters in practice.

1996 Mike Kosolcharoen  
 Brian Vraney  
 1997 David Burkemper  
 Brian Vraney  
 1998 David Burkemper  
 Brian Vraney  
 1999 David Burkemper  
 2000 Travon Davis  
 2001 Pete Schmit

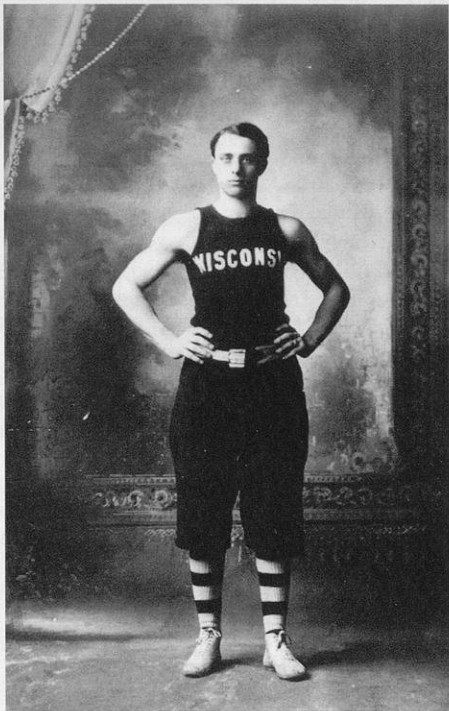
**■ Free Throw Ladder Award**

Player who wins the team's season-long, free throw shooting competition during practice.

1996 Sean Daugherty  
 1997 Ty Calderwood  
 1998 Hennssy Auriantal  
 1999 Ty Calderwood  
 2000 Jon Bryant  
 2001 Kirk Penney




# ALL-AMERICANS




**Chris Steinmetz Sr.**

All-America guard as a senior in 1905 ... known as "The Father of Wisconsin Basketball" ... played from 1902-05 ... captain of 1905 team that toured eastern United States, playing nine-game tour that helped popularize the game on campus ... set UW single-season scoring mark of 462 points in 1905 ... scored a single-game high of 50 points in opening game of his senior season (1904-05) ... had a record 20 field goals vs. Beloit College and made 26 free throws vs. the Two Rivers Athletic Club ... member of National Basketball and Wisconsin State Halls of Fame ... native of Milwaukee, Wis.



**George Levis**


All-American in 1916 ... All-Big Ten in 1915 and 1916 ... played from 1915-17 ... member of 1916 squad that posted 20-1 record and won Big Ten championship ... led the Big Ten with 109 points in 12 games in 1916 ... also an outstanding baseball player at Wisconsin ... coached Indiana University basketball team in 1921 and 1922, posting a record of 25-16 ... his family started Illinois Glass Company and George played a prominent role in developing basketball's glass backboards ... a native of Madison, Wis.



**Harold "Bud" Foster**


All-America center in 1930 ... All-Big Ten in 1929 and 1930 ... played from 1928-30 and was team captain in 1930 ... played high school and junior college basketball in Mason City, Iowa, before enrolling at Wisconsin ... went on to play professionally with Oshkosh All-Stars ... served as head coach of the Badgers from 1935-59 ... his squads won Big Ten titles in 1935, 1941 and 1947 and a national championship in 1941 ... posted 265-267 career record ... member of Helms Basketball Hall of Fame, National Basketball Hall of Fame, Wisconsin State Athletic Hall of Fame and the University of Wisconsin Athletic Hall of Fame

# ALL-AMERICANS




**John  
Kotz**

All-America forward in 1942 ... All-Big Ten in 1941 and 1942 ... played from 1941-43 ... sophomore member of 1941 Big Ten and NCAA championship team ... named outstanding player in 1941 NCAA championship game ... led Big Ten in scoring with 242 points in 1942 ... team and Big Ten MVP in 1942 ... captain of 1943 squad ... graduated as school's career scoring leader (841) ... native of Rhinelander, Wis.



**Gene  
Englund**

All-America center in 1941 ... All-Big Ten in 1940 and 1941 ... Wisconsin and Big Ten MVP in 1941 ... captain of 1941 squad that won Big Ten and NCAA championships ... set Big Ten scoring record with 162 points in 1941 ... led Badgers in scoring in 15 of 23 games in 1941 ... played from 1939-41 ... a native of Kenosha, Wis.



**Don  
Rehfeldt**

All-America center in 1950 ... All-Big Ten in 1949 and 1950... led Big Ten in scoring in 1949 (229 points) and 1950 (265) ... team MVP in 1949 and 1950 and Big Ten MVP in 1950 ... graduated as school's career scoring leader (1,169) ... second player picked in 1950 NBA draft (by Baltimore Bullets) ... member of Illinois Basketball Coaches Hall of Fame ... a native of Chicago, Ill.




# BADGERS IN THE NBA

## UW NBA Draft Choices

Year	Player	Team	Round	Overall
1950	Don Rehfeldt	Baltimore	1st	2nd
1952	Ab Nicholas	Milwaukee	—	Team's 5th pick
1954	Paul Morrow	Rochester	—	Team's 8th pick
	Ron Weisner	Milwaukee	—	Team's 12th pick
1955	Dick Cable	Milwaukee	—	Team's 2nd pick
1956	Dick Miller	New York	—	Team's 9th pick
1963	Ken Siebel	Baltimore	6th	47th
	Ron Jackson	Baltimore	9th	70th
1964	Jack Brens	New York	9th	73rd
1966	Ken Barnes	Baltimore	16th	109th
1968	Joe Franklin	Milwaukee	5th	63rd
1969	James Johnson	Boston	7th	93rd
	John Schell	Milwaukee	8th	100th
1970	Albert Henry	Philadelphia	1st	12th
1971	Clarence Sherrod	Chicago	8th	134th
1972	Gary Watson	Philadelphia	10th	146th
1974	Kim Hughes	Buffalo	3rd	45th
	Kerry Hughes	Cleveland	8th	129th
1976	Dale Koehler	Cleveland	8th	123rd
	Bob Johnson	Detroit	10th	161st
1980	Wes Matthews	Washington	1st	14th
	Joe Chernelich	New York	4th	82nd
1981	Claude Gregory	Washington	2nd	41st
	Larry Petty	Los Angeles	7th	157th
1984	Cory Blackwell	Seattle	2nd	29th
1985	Scott Roth	San Antonio	4th	81st
1986	Rick Olson	Houston	7th	158th
1987	J.J. Weber	Milwaukee	3rd	64th
1995	Michael Finley	Phoenix	1st	21st
	Rashard Griffith	Milwaukee	2nd	38th
1997	Paul Grant	Minnesota	1st	20th

### FIRST ROUNDERS

Wisconsin has had five first-round NBA draft choices through the years. The two most recent selections were Paul Grant in 1997 and Michael Finley in 1995. Wes Matthews was a first-rounder in 1980, Albert Henry was chosen in the first round in 1970 and Don Rehfeldt was the second pick overall in 1950.



## Michael Finley

Former Badger standout Michael Finley last year completed his eighth season in the NBA (the last six with Dallas) and his star continues to shine brightly.

Finley, a two-time NBA All-Star, finished second on the team in scoring (19.3 ppg.) as the Mavs advanced to the Western Conference finals. He led the NBA in minutes played in 1999-2000 and has averaged at least 38.0 minutes per game in seven of his eight seasons.

Finley also represented the USA in the 2002 World Basketball Championships in Indianapolis. He led Team USA in minutes (25.1 mpg.) and free throw percentage (19-22, .864) and was second on the squad with 13.0 points per game.

# UW IN THE NCAA TOURNAMENT

## ALL-TIME NCAA TOURNEY RESULTS

**RECORD: 12-8**  
**APPEARANCES: 9**

**1941**

*East Regional (Madison, Wis.)*  
Wisconsin 51, Dartmouth 50  
Wisconsin 36, Pittsburgh 30

*NCAA Championship (Kansas City, Mo.)*  
Wisconsin 39, Washington State 34

**1947**

*East Regional (New York, N.Y.)*  
CCNY 70, Wisconsin 56  
Wisconsin 50, Navy 49

**1994**

*West Regional (Ogden, Utah)*  
Wisconsin 80, Cincinnati 72  
Missouri 109, Wisconsin 96

**1997**

*East Regional (Pittsburgh, Pa.)*  
Texas 71, Wisconsin 58

**1999**

*East Regional (Charlotte, N.C.)*  
Southwest Missouri St. 43, Wisconsin 32

**2000**

*West Regional (Salt Lake City, Utah)*  
Wisconsin 66, Fresno State 56  
Wisconsin 66, Arizona 59

*West Regional (Albuquerque, N.M.)*  
Wisconsin 61, LSU 48  
Wisconsin 64, Purdue 60

*Final Four (Indianapolis, Ind.)*  
Michigan State 53, Wisconsin 41

**2001**

*West Regional (Boise, Idaho)*  
Georgia State 50, Wisconsin 49


**2002**

*East Regional (Washington, D.C.)*  
Wisconsin 80, St. John's 70  
Maryland 87, Wisconsin 57

**2003**

*Midwest Regional (Spokane, Wash.)*  
Wisconsin 81, Weber State 74  
Wisconsin 61, Tulsa 60

*Midwest Regional (Minneapolis, Minn.)*  
Kentucky 63, Wisconsin 57



Travon Davis is one of just three Badgers (Charlie Wills and Kirk Penney are the others) to have played in the NCAA tournament in each of his four seasons.

## All-Time UW NCAA Tournament Roster

Alwin, Robert	..... '41	Krueger, Robert	..... '47
Auriantal, Hennssy	..... '97, '99	Lautenbach, Walter	..... '47
Boone, Roy	..... '00, '01	Linton, Maurice	..... '99, '00, '01
Bower, Ricky	..... '01	Mader, Dave	..... '02, '03
Bryant, Jon	..... '99, '00	Mader, Robert	..... '47
Buchanan, Deandre	..... '02	Mason, Sean	..... '99
Burkemper, David	..... '97	Meiners, Matt	..... '97
Calderwood, Ty	..... '97, '99	Menzel, Exner	..... '47
Coleman, Booker	..... '97	Mills, Edward	..... '47
Cook, Robert	..... '47	Okey, Sam	..... '97
Daugherty, Sean	..... '97	Owens, Freddie	..... '02, '03
Davis, Travon	..... '99, '00, '01, '02	Penney, Kirk	..... '00, '01, '02, '03
Duany, Duany	..... '97, '99, '00	Petersen, Jeff	..... '94
Englund, Gene	..... '41	Plank, Neil	..... '02
Epperson, Charles	..... '41	Pokrzywinski, Larry	..... '47
Falls, Richard	..... '47	Quest, Matt	..... '97
Faust, Erik	..... '00	Rehfeldt, Donald	..... '47
Finley, Michael	..... '94	Rehm, Frederick	..... '41
Grant, Paul	..... '97	Roberts, Jalil	..... '94
Griffith, Rashard	..... '94	Schrage, Warren	..... '41
Haarlow, Robert	..... '47	Scott, Harlo	..... '41
Hanson, Clayton	..... '02, '03	Selbo, Glen	..... '47
Harris, Devin	..... '02, '03	Shafer, Adam	..... '97
Helmigk, Andreas	..... '03	Smith, Robert	..... '00
Hertz, Gilman	..... '47	Strain, William	..... '41
Hoskins, Darnell	..... '94	Swartz, Julian	..... '00
Johnsen, Jason	..... '94	Timmerman, Donald	..... '41
Johnson, Grant	..... '94	Tucker, Alando	..... '03
Kelley, Brian	..... '94	Ukawuba, Ike	..... '02
Kelley, Mike	..... '99, '00, '01	Vershaw, Mark	..... '99, '00, '01
Kilbride, Andy	..... '94	Vraney, Brian	..... '97
Kosolcharoen, Mike	..... '97	Wade, Boo	..... '03
Kotz, John	..... '41	Webster, Tracy	..... '94
Kowske, Andy	..... '99, '00, '01	Wills, Charlie	..... '99, '00, '01, '02
		Wilkinson, Mike	..... '02, '03



## Individual Single Game Records (NCAA Tourney)

### Points

- 36 Michael Finley vs. Missouri, 3/19/94
- 27 Tracy Webster vs. Missouri, 3/19/94
- 22 Michael Finley vs. Cincinnati, 3/17/94
- 22 Rashard Griffith vs. Cincinnati, 3/17/94
- 21 Kirk Penney vs. Weber State, 3/20/03
- 21 Jon Bryant vs. Fresno State, 3/16/00
- 21 Bobby Cook vs. Navy, 3/22/47

### Field Goals

- 10 Tracy Webster vs. Missouri, 3/19/94
- 10 Bobby Cook vs. Navy, 3/22/47
- 9 Kirk Penney vs. Weber State, 3/20/03
- 9 Michael Finley vs. Missouri, 3/19/94
- 7 Four times, MR: Mike Wilkinson vs. Tulsa, 3/22/03

### Field Goal Attempts

- 22 John Kotz vs. Washington State, 3/29/41
- 21 Gene Englund vs. Dartmouth, 3/21/41
- 20 Tracy Webster vs. Missouri, 3/19/94
- 19 Michael Finley vs. Missouri, 3/19/94
- 18 John Kotz vs. Pittsburgh, 3/22/41

### Field Goal Percentage

(min. 10 attempts)

- .636 Mike Wilkinson (7-11) vs. Tulsa, 3/22/03
- .600 Andy Kowske (6-10) vs. Purdue, 3/25/00
- .583 Jon Bryant (7-12) vs. Fresno State, 3/16/00
- .538 Michael Finley (7-13) vs. Cincinnati, 3/17/94
- .529 Kirk Penney (9-17) vs. Weber State, 3/20/03

### 3-point Field Goals

- 7 Jon Bryant vs. Fresno State, 3/16/00
- 7 Tracy Webster vs. Missouri, 3/19/94
- 5 Kirk Penney vs. Kentucky, 3/27/03
- 5 Jon Bryant vs. Purdue, 3/25/00
- 5 Michael Finley vs. Missouri, 3/19/94

### 3-Point Field Goal Attempts

- 13 Tracy Webster vs. Missouri, 3/19/94
- 11 Jon Bryant vs. Fresno State, 3/16/00
- 11 Duany Duany vs. Fresno State, 3/16/00
- 10 Michael Finley vs. Missouri, 3/19/94
- 9 Jon Bryant vs. Purdue, 3/25/00
- 9 Jon Bryant vs. LSU, 3/23/00

### 3-Point Field Goal Percentage

(min. 6 attempts)

- .714 Kirk Penney (5-7) vs. Kentucky, 3/27/03
- .636 Jon Bryant (7-11) vs. Fresno State, 3/16/00
- .556 Jon Bryant (5-9) vs. Purdue, 3/25/00
- .538 Tracy Webster (7-13) vs. Missouri, 3/19/94
- .500 Ty Calderwood (3-6) vs. Texas, 3/14/97
- .500 Michael Finley (5-10) vs. Missouri, 3/19/94
- .500 Michael Finley (4-8) vs. Cincinnati, 3/17/94

### Free Throws

- 13 Michael Finley vs. Missouri, 3/19/94
- 12 Rashard Griffith vs. Cincinnati, 3/17/94
- 8 Paul Grant vs. Texas, 3/14/97
- 7 Mark Vershaw vs. Georgia State, 3/15/01
- 7 Maurice Linton vs. Arizona, 3/18/00
- 7 Sam Okey vs. Texas, 3/14/97
- 7 Gene Englund vs. Pittsburgh, 3/22/41

### Free Throw Attempts

- 14 Michael Finley vs. Missouri, 3/19/94
- 14 Rashard Griffith vs. Cincinnati, 3/17/94
- 10 Roy Boone vs. Purdue, 3/25/00
- 10 Paul Grant vs. Texas, 3/14/97
- 10 Sam Okey vs. Texas, 3/14/97

### Free Throw Percentage

(min. 10 attempts)

- .929 Michael Finley (13-14) vs. Missouri, 3/19/94
- .857 Rashard Griffith (12-14) vs. Cincinnati, 3/17/94
- .800 Paul Grant (8-10) vs. Texas, 3/14/97
- .700 Sam Okey (7-10) vs. Texas, 3/14/97
- .600 Roy Boone (6-10) vs. Purdue, 3/25/00

### Rebounds

- 15 Rashard Griffith vs. Cincinnati, 3/17/94
- 14 Andy Kowske vs. Fresno State, 3/16/00
- 12 Andy Kowske vs. Arizona, 3/18/00
- 10 Sam Okey vs. Texas, 3/14/97
- 9 Kirk Penney vs. Weber State, 3/20/03
- 9 Mike Wilkinson vs. Weber State, 3/20/03
- 9 Charlie Wills vs. St. John's, 3/15/02

### Assists

- 7 Tracy Webster vs. Missouri, 3/19/94
- 6 Roy Boone vs. Fresno State, 3/16/00
- 6 Mike Kelley vs. Fresno State, 3/16/00
- 6 Sam Okey vs. Texas, 3/14/97
- 6 Tracy Webster vs. Cincinnati, 3/17/94

### Steals

- 6 Mike Kelley vs. Fresno State, 3/16/00
- 5 Devin Harris vs. Weber State, 3/20/03
- 5 Mike Kelley vs. LSU, 3/23/00
- 5 Mike Kelley vs. Arizona, 3/18/00
- 4 Tracy Webster vs. Missouri, 3/19/94

### Blocked Shots

- 4 Andy Kowske vs. Michigan State, 4/1/00
- 3 Mark Vershaw vs. Arizona, 3/18/00
- 2 Dave Mader vs. Maryland, 3/17/02
- 2 Devin Harris vs. Maryland, 3/17/02
- 2 Grant Johnson vs. Missouri, 3/19/94

## Team Single Game Records (NCAA Tourney)

### Points

- 96 vs. Missouri, 3/19/94
- 81 vs. Weber State, 3/20/03
- 80 vs. St. John's, 3/17/02  
80 vs. Cincinnati, 3/17/94
- 66 vs. Arizona, 3/18/00  
66 vs. Fresno State, 3/16/00

### Points in a Half


- 49 vs. Missouri, 3/19/94 (2nd)
- 47 vs. Missouri, 3/19/94 (1st)
- 42 vs. St. John's, 3/15/02 (2nd)
- 41 vs. Weber State, 3/20/03 (1st)
- 40 vs. Weber State, 3/20/03 (2nd)  
40 vs. Cincinnati, 3/17/94 (2nd)  
40 vs. Cincinnati, 3/17/94 (1st)

### Field Goals

- 31 vs. Weber State, 3/20/03
- 28 vs. Missouri, 3/19/94
- 25 vs. Fresno State, 3/16/00  
25 vs. Cincinnati, 3/17/94
- 22, four times, MR vs. Tulsa, 3/22/03

### Field Goal Attempts

- 67 vs. Missouri, 3/19/94  
67 vs. Washington State, 3/29/41
- 63 vs. Fresno State, 3/16/00
- 59 vs. Maryland, 3/17/02
- 58 vs. Weber State, 3/20/03



Mike Wilkinson made 7-11 (.636) shots from the field vs. Tulsa in the 2003 NCAA Tournament, a UW tournament record.

### Field Goal Percentage

- .534 (31-58) vs. Weber State, 3/20/03
- .489 (22-45) vs. Arizona, 3/18/00
- .477 (21-44) vs. St. John's, 3/15/02
- .468 (22-47) vs. Purdue, 3/25/00
- .455 (25-55) vs. Cincinnati, 3/17/94

### 3-Point Field Goals

- 15 vs. Missouri, 3/19/94
- 12 vs. Fresno State, 3/16/00
- 9 vs. St. John's, 3/15/02
- 8 vs. Kentucky, 3/27/03  
8 vs. Cincinnati, 3/17/94

### 3-Point FG Attempts

- 37 vs. Missouri, 3/19/94
- 29 vs. Fresno State, 3/16/00
- 22 vs. Tulsa, 3/22/03  
22 vs. Cincinnati, 3/17/94
- 21 vs. Kentucky, 3/27/03

### 3-Point FG Pct.

- .600 (9-15) vs. St. John's, 3/15/02
- .438 (7-16) vs. Purdue, 3/25/00
- .414 (12-29) vs. Fresno St., 3/16/00
- .405 (15-37) vs. Missouri, 3/19/94
- .381 (8-21) vs. Kentucky, 3/27/03

### Free Throws

- 29 vs. St. John's, 3/15/02
- 25 vs. Missouri, 3/19/94
- 22 vs. Cincinnati, 3/17/94
- 19 vs. Texas, 3/14/97
- 17 vs. Arizona, 3/18/00  
17 vs. Dartmouth, 3/21/41

### Free Throw Attempts


- 40 vs. St. John's, 3/15/02
- 35 vs. Missouri, 3/19/94
- 29 vs. Texas, 3/14/97  
29 vs. Cincinnati, 3/17/94
- 24 vs. Purdue, 3/25/00  
24 vs. Dartmouth, 3/21/41

### Free Throw Pct.

- .857 (6-7) vs. SW Missouri St., 3/12/99
- .850 (17-20) vs. Arizona, 3/18/00
- .800 (16-20) vs. Pittsburgh, 3/22/41
- .778 (7-9) vs. Washington St., 3/29/41
- .759 (22-29) vs. Cincinnati, 3/17/94

### Rebounds

- 40 vs. Cincinnati, 3/17/94
- 37 vs. Fresno State, 3/16/00
- 35 vs. Purdue, 3/25/00  
35 vs. Texas, 3/14/97
- 34 vs. Weber State, 3/20/03  
34 vs. Missouri, 3/19/94



Devin Harris averaged 13.7 points on 14-26 (.538) shooting with 12 assists and 10 steals during the 2003 NCAA Tournament.

### Assists

- 18 vs. Fresno State, 3/16/00
- 16 vs. Weber State, 3/20/03
- 15 vs. LSU, 3/23/00  
15 vs. Texas, 3/14/97  
15 vs. Cincinnati, 3/17/94

### Fewest Turnovers

- 5 vs. Tulsa, 3/22/03
- 8 vs. Fresno State, 3/16/00  
8 vs. SW Missouri St., 3/12/99
- 9 vs. Weber State, 3/20/03  
9 vs. St. John's, 3/15/02  
9 vs. LSU, 3/23/00

### Blocked Shots

- 6 vs. Arizona, 3/18/00
- 4 vs. Maryland, 3/17/02  
4 vs. Michigan State, 4/1/00  
4 vs. Missouri, 3/19/94
- 3 vs. Tulsa, 3/22/03

### Steals

- 13 vs. Fresno State, 3/16/00
- 11 vs. LSU, 3/23/00
- 10 vs. Arizona, 3/18/00
- 9 vs. Cincinnati, 3/17/94
- 8 vs. St. John's, 3/15/02



## 1941 NCAA Champions

Led by a pair of All-Americans — Gene Englund and John Kotz — and a defense-minded coach (Bud Foster) who taught a disciplined brand of basketball, Wisconsin won its only NCAA basketball title in 1941.

The Badgers opened the season with three straight wins, but dropped three of their next five games, including a 44-27 setback at Minnesota to open the conference season.

But the UW bounced back from the loss to the Gophers and won its last 15 consecutive games, including a three-game run through the NCAA Tournament that culminated with a 39-34 victory over Washington State in the championship game.



**THE 1941 NCAA CHAMPIONS: (Front, L-R) Bob Alwin, Bob Sullivan, Fred Rehm, John Kotz, Gene Englund, Charles Epperson, Ted Strain, Harlo Scott, Ed Scheiwe. (Back, L-R) Manager Morris Bradley, Trainer Walter Bakke, Ted Downs, Bob Roth, George Affeldt, Warren Schrage, Don Timmerman, Ted Deppe, John Lynch, Ed Jones, Coach Bud Foster, Asst. Coach Fred Wegner.**

WISCONSIN HISTORY



**Wisconsin's 1940-41 starting five: Ted Strain, Gene Englund, Chuck Epperson, John Kotz and Fred Rehm.**



**Coach Bud Foster is carried on the shoulders of his players after winning the 1941 NCAA title.**


## 2000 Final Four

Following a loss to Michigan State on Feb. 14, the Badgers were 13-12 and hoping to win enough games to qualify for the NIT.

Wisconsin, however, earned a second-half comeback win at Iowa 10 days later that sparked a month's worth of incredible victories, culminating in a Final Four appearance in Indianapolis.

The Badgers defeated Fresno State, top-seeded Arizona, LSU and Purdue to advance to the Final Four where they lost to season-long nemesis Michigan State.

Jon Bryant was the West Regional's Most Outstanding Player and Mike Kelley and Andy Kowske were named to the all-tournament team.



**THE 2000 FINAL FOUR QUALIFIERS:** (Front, L-R) Julian Swartz, Kirk Penney, Duany Duany, Travon Davis, Mike Kelley, Roy Boone, Jon Bryant. (Back, L-R) Equipment Manager Otto Puls, Manager Mike Jossie, Maurice Linton, Andy Kowske, Mark Vershaw, Dave Mader, Erik Faust, Charlie Wills, Robert Smith, Manager Tom Rhodes, Manager Megan Soderberg.



Wisconsin's appearance in the 2000 Final Four at the RCA Dome (above) in Indianapolis surprised college basketball observers everywhere. The Badgers used a sticky defense and clutch performances by several players to defeat Fresno State, Arizona, LSU and Purdue on their way to Indianapolis.





# All-Time UW NCAA Tournament Summaries

## UW 51 • Dartmouth 50

March 21, 1941 • Madison, Wis. • UW Field House (12,500)

The Badgers began their quest for the national championship by rallying in the second half to down Dartmouth in the NCAA East Regional at the UW Field House. The lead changed hands four times in the first half before Dartmouth assumed a 24-22 lead at intermission. The Big Green managed to stay ahead or even through the first 15 minutes of the second half. The score was knotted at 42-42 with about eight minutes left when three-time Ivy League scoring champion Gus Broberg scored inside to give Dartmouth a 44-42 lead. The Badgers tied it again on a hook shot by Charles Epperson, then took their first lead since early in the game on an inside basket by Gene Englund. Englund scored again minutes later, and John Kotz added a pair of free throws to put Wisconsin up 51-46 with just over a minute remaining. Dartmouth scored the game's final four points, including a desperation field goal from near half-court as the final gun sounded. Englund and Kotz finished with 18 and 15 points, respectively, to lead the Badgers, while Broberg paced Dartmouth with 20 points.

DARTMOUTH	FG	FT	PTS
Broberg	9-33	2-2	20
Munroe	7-15	1-2	15
Olsen	1-11	0-1	2
Pearson	0-4	1-1	1
Skaug	4-13	2-3	10
Else	0-2	0-0	0
Shaw	0-0	0-1	0
Parmar	1-2	0-0	2
Horner	0-0	0-0	0
<b>TOTALS</b>	<b>22-80</b>	<b>6-10</b>	<b>50</b>
	<b>(.275)</b>	<b>(.600)</b>	

WISCONSIN	FG	FT	PTS
Kotz	5-10	5-9	15
Epperson	4-11	0-0	8
Englund	6-21	6-7	18
Strain	0-6	1-3	1
Rehm	2-5	5-5	9
Timmerman	0-0	0-0	0
Alwin	0-0	0-0	0
<b>TOTALS</b>	<b>17-53</b>	<b>17-24</b>	<b>51</b>
	<b>(.321)</b>	<b>(.708)</b>	

SCORING BY HALVES			
Dartmouth	24	26	50
Wisconsin	22	29	51

## UW 36 • Pitt 30

March 22, 1941 • Madison, Wis. • UW Field House (14,000)

Wisconsin avenged a 36-34 home loss to Pittsburgh earlier in the season with a 36-30 victory over the Panthers in the NCAA East Regional title game at the UW Field House. The Badgers jumped to a 10-5 lead and were in front 12-9 before Pittsburgh's Eddie Straloski scored six straight points to give the Panthers a 15-12 lead. Pittsburgh led 18-14 at halftime and built its lead to 23-18 early in the second period. The Badgers scored the next six points to go up 24-23, getting a basket from Gene Englund and a field goal and two free throws from John Kotz. They built the lead to 29-25 and eventually extended the margin to 36-26 to win handily. Wisconsin outscored the Panthers 16-6 from the free throw line, going to the stripe 20 times compared to Pittsburgh's seven. Englund was 7 of 8 from the line and finished with 11 points, while Kotz made all four charity tosses and totaled 10 points. Straloski paced the Panthers with 12 points.

PITTSBURGH	FG	FT	PTS
Straloski	6-21	0-0	12
Klein	0-3	0-0	0
Kocheran	1-11	2-2	4
Port	1-4	2-3	4
Milanovich	2-4	0-0	4
Paffrath	1-5	1-1	3
Malarkey	1-8	1-1	3
Ziolkowski	0-5	0-0	0
Egan	0-2	0-0	0
<b>TOTALS</b>	<b>12-63</b>	<b>6-7</b>	<b>30</b>
	<b>(.190)</b>	<b>(.857)</b>	

WISCONSIN	FG	FT	PTS
Kotz	3-18	4-4	10
Epperson	2-6	3-4	7
Englund	2-11	7-8	11
Timmerman	0-0	0-1	0
Strain	2-4	0-1	4
Rehm	1-2	2-2	4
Scott	0-2	0-0	0
<b>TOTALS</b>	<b>10-43</b>	<b>16-20</b>	<b>36</b>
	<b>(.233)</b>	<b>(.800)</b>	

SCORING BY HALVES			
Pittsburgh	18	12	30
Wisconsin	14	22	36

## UW 39 • Wash. St. 34

March 29, 1941 • Kansas City, Mo. • Municipal Aud. (7,219)

Wisconsin's 15th consecutive win — a five-point decision over Washington State — netted the Badgers the NCAA crown. The Cougars led 10-8 and 12-9, but the Badgers rallied to take a 13-12 lead on a pair of baskets by John Kotz and never trailed again. Wisconsin took a 21-17 lead to the locker room at halftime. Kirk Gebert scored Washington State's first three field goals in the second period to help the Cougars pull even at 24-24, but free throws by Kotz and Ted Strain and baskets by Gene

Englund and Charles Epperson gave the Badgers a comfortable 30-24 lead. Gebert pitched in three more field goals to help the Cougars narrow the margin to 34-32, but the Badgers nailed down the title on a field goal by Kotz and a free throw by Strain. Englund had 13 points to pace the victors, while Kotz totaled 12 points and was selected tournament MVP. Gebert led the Cougars with a game-high 21 points. Wisconsin ended the season with a 20-3 record.

WSU	FG	FT	PTS
Gentry	0-7	1-2	1
Gilberg	1-7	0-2	2
Butts	1-6	1-1	3
Lindeman	0-5	3-4	3
Zimmerman	0-1	0-0	0
Gebert	10-24	1-2	21
Hunt	0-3	0-0	0
Sundquist	2-9	0-0	4
Hooper	0-1	0-0	0
<b>TOTALS</b>	<b>14-63</b>	<b>6-11</b>	<b>34</b>
	<b>(.222)</b>	<b>(.545)</b>	

WISCONSIN	FG	FT	PTS
Epperson	2-13	0-0	4
Schrage	0-0	0-0	0
Kotz	5-22	2-3	12
Englund	5-12	3-3	13
Timmerman	1-2	0-0	2
Rehm	2-10	0-1	4
Strain	0-7	2-2	2
Alwin	1-1	0-0	2
<b>TOTALS</b>	<b>16-67</b>	<b>7-9</b>	<b>39</b>
	<b>(.239)</b>	<b>(.778)</b>	

SCORING BY HALVES			
Washington State	17	17	34
Wisconsin	21	18	39

## CCNY 70 • UW 56

March 20, 1947 • N.Y., N.Y. • Madison Sq. Garden (18,000)

City College of New York ended Wisconsin's dreams of a second national championship with an impressive second-half rally that carried it to a 70-56 win at Madison Square Garden in the opening round of the East Regional. The Badgers seemed in complete command in the first half, jumping to a 13-2 lead, extending the edge to 26-10 and cruising to a 37-27 halftime advantage. The second half, however, was dominated by CCNY. The Beavers began with a 12-2 run that tied the game at 39-39. The lead saw-sawed for a few minutes before City College took the lead for good at 48-47. The Beavers pulled steadily away from there and rolled to an easy victory. The victors outscored Wisconsin 43-19 in the final period, including a 24-9 run during one stretch. Irwin Dambrot led CCNY with a game-high 16 points, including 11

WISCONSIN HISTORY

in the second half, while Exner Menzel paced the Badgers with 15 points.

CCNY	FG	FT	PTS
Trub'witz	0	0-0	0
Galiber	0	4-6	4
Dambrot	6	4-5	16
Malamed	6	1-1	13
Shapiro	0	1-2	1
Finestone	4	1-1	9
Farbman	2	2-3	6
Schmones	3	1-2	7
Jameson	5	0-0	10
Finger	2	0-0	4
<b>TOTALS</b>	<b>28</b>	<b>14-20</b>	<b>70</b>
		<b>(.700)</b>	

WISCONSIN	FG	FT	PTS
Cook	5	3-4	13
Menzel	5	5-8	15
Falls	0	0-0	0
Pokrzywinski	0	0-0	0
Hertz	1	0-0	2
Mills	2	2-3	6
Rehfeldt	2	0-2	4
Haarlow	0	1-1	1
Selbo	6	0-0	12
Lautenbach	1	0-0	2
Krueger	0	1-1	1
Mader	0	0-0	0
<b>TOTALS</b>	<b>22</b>	<b>12-19</b>	<b>56</b>
		<b>(.632)</b>	

**SCORING BY HALVES**

CCNY	27	43	70
Wisconsin	37	19	56

**UW 50 • Navy 49**

March 22, 1947 • N.Y., N.Y. • Madison Sq. Garden (NA)

Glen Selbo's basket in the final seconds propelled the Badgers to a 50-49 win over the Midshipmen in the East Regional consolation game. Wisconsin led by as many as eight points in the first half and held a 29-24 lead at intermission, but the Middies rallied and went ahead 36-35 on a rebound basket by Bobby Searle and a free throw by Charles Sheehan. Bobby Cook put the Badgers back in front with a long basket and a free throw. Wisconsin extended the lead to 45-38 and appeared in command until Navy staged one final rally and cut the margin to 48-47. A rebound basket by Johnny Barrow pushed Navy in front, 49-48, setting the stage for Selbo's game-winner. Cook led the Badgers with a game-high 21 points, while Ken Shugart and Cy Waldrop paced the Navy attack with 14 and 13 points, respectively. Wisconsin ended the season with a 16-6 record.

NAVY	FG	FT	PTS
Robbins	2	0-0	4
Shugart	6	2-2	14
Waldrop	6	1-2	13
Barrow	2	1-2	5
Dick	0	1-1	1
Searle	3	1-3	7
Sheehan	1	1-2	3
Woods	0	0-0	0
Rensberger	0	0-1	0
Eliopolus	1	0-0	2
<b>TOTALS</b>	<b>21</b>	<b>7-13</b>	<b>49</b>
		<b>(.538)</b>	

WISCONSIN	FG	FT	PTS
Cook	10	1-1	21
Menzel	2	1-2	5
Mills	0	2-3	2
Selbo	3	2-4	8
Lautenbach	2	2-2	6
Rehfeldt	1	0-0	2
Haarlow	2	2-4	6
<b>TOTALS</b>	<b>20</b>	<b>10-16</b>	<b>50</b>
		<b>(.625)</b>	

**SCORING BY HALVES**

Navy	24	25	49
Wisconsin	29	21	50

**UW 80 • Cincinnati 72**

March 17, 1994 • Ogden, Utah • Dee Events Center (12,126)

Playing in their first NCAA tournament since 1947, the ninth-seeded Badgers posted a first-round victory over 25th-ranked and eighth-seeded Cincinnati. Wisconsin was led by Michael Finley (22 points, four assists, three steals) and Rashard Griffith (22 points, 15 rebounds). Griffith, who entered the game as a 56 percent free throw shooter, was 12 of 14 from the line. The Badgers jumped to a 10-2 lead, extended the advantage to 36-23 and were up 40-32 at halftime. Cincinnati rallied to take a 55-54 lead with just under 10 minutes

left, but the Badgers went on a 22-12 run to put the game out of reach. Wisconsin outshot Cincinnati .455-.381 from the field and outrebounded the Bearcats 40-38. Dontonio Wingfield paced Cincinnati with 20 points and 10 rebounds.

UW	MP	FG	3P	FT	R	F	A	TO	B	S	TP
Kelley	17	1-4	0-0	1-3	3	4	0	1	0	1	3
Roberts	16	3-4	2-2	1-2	2	1	1	1	0	0	9
Hoskins	12	1-1	0-0	2-2	1	0	1	1	0	1	4
Webster	30	2-9	0-4	0-0	3	1	6	3	0	2	4
Kilbride	30	2-8	2-8	2-2	5	5	1	2	0	2	8
Finley	34	7-13	4-8	4-5	3	3	4	3	1	3	22
Johnson	3	0-0	0-0	0-0	0	1	0	0	0	0	0
Griffith	37	5-9	0-0	12-14	15	0	2	4	1	0	22
Petersen	21	4-7	0-0	0-1	7	1	0	1	0	0	8
team					1			0			
<b>TOTALS</b>	<b>200</b>	<b>25-55</b>	<b>8-22</b>	<b>22-29</b>	<b>40</b>	<b>16</b>	<b>15</b>	<b>16</b>	<b>2</b>	<b>9</b>	<b>80</b>
		<b>(.455)</b>	<b>(.364)</b>	<b>(.759)</b>							

UC	MP	FG	3P	FT	R	F	A	TO	B	S	TP
Flint	35	5-11	1-5	0-0	4	1	2	6	0	2	11
Wingfield	28	7-17	1-7	5-6	10	4	1	1	1	0	20
Wright	1	0-0	0-0	0-0	0	0	0	0	0	0	0
Gregor	21	4-5	0-0	2-2	5	2	2	1	1	2	10
Durden	31	3-7	3-6	6-7	2	3	1	2	0	3	15
Harris	18	2-6	0-0	0-0	4	4	1	1	0	4	4
Burton	21	0-5	0-1	3-3	1	4	0	1	0	2	3
Julson	2	0-1	0-0	0-0	2	2	0	0	1	0	0
Bostic	26	3-7	0-0	2-2	4	3	1	1	1	1	8
Jacobs	17	0-4	0-0	1-2	3	1	0	0	0	0	1
team					3			0			
<b>TOTALS</b>	<b>200</b>	<b>24-63</b>	<b>5-19</b>	<b>19-22</b>	<b>38</b>	<b>24</b>	<b>8</b>	<b>13</b>	<b>4</b>	<b>14</b>	<b>72</b>
		<b>(.381)</b>	<b>(.263)</b>	<b>(.864)</b>							


**SCORING BY HALVES**

Wisconsin	40	40	80
Cincinnati	32	40	72

**Missouri 109 • UW 96**

March 19, 1994 • Ogden, Utah • Dee Events Center (12,126)

Big Eight Player of the Year Melvin Booker poured in a career-high 35 points, hitting 11 of 14 field goal tries, 6 of 8 three-point attempts and all seven free throws, to lead top-seeded and fifth-ranked Missouri to a second-round victory in the NCAA West Regional. The Tigers, who shot under 41 percent from the field the previous four games, shot a season-high .680 against Wisconsin, including a sizzling .708 mark in the second half. Mizzou connected on 6 of 6 three-point tries in the second half and was 12 of 19 from beyond the arc for the game (.632). The Badgers were led by Michael Finley, who netted 36 points, and Tracy Webster, who tallied 27 points, seven assists and four steals. Webster tied the school records for three-pointers (7) and three-point attempts (13). Missouri jumped to a 26-13 lead and led 54-47 at halftime. The Badgers cut the gap to 67-63 at the 13:24 mark, but the Tigers responded with a 25-9 run to go up 92-72 with less than seven minutes left. The Badgers could get no closer than 10 points the rest of the way. The teams combined for an NCAA Tournament record 27 three-point field goals. Wisconsin finished the season with an 18-11 record.



Tracy Webster tied a school record with seven three-pointers against Missouri in the second round of the 1994 NCAA Tournament.

WISCONSIN HISTORY



UW	MP	FG	3P	FT	R	F	A	TO	B	S	TP
Johnson	3	0-3	0-3	0-0	0	1	0	0	0	0	0
Kelley	21	0-0	0-0	2-4	3	2	2	2	0	0	2
Roberts	19	0-5	0-2	2-2	3	1	0	0	0	0	2
Hoskins	9	0-1	0-1	2-2	0	2	1	2	0	0	2
Webster	30	10-20	7-13	0-2	1	3	7	0	0	4	27
Kilbride	32	4-9	3-8	4-4	5	5	1	2	0	0	15
Finley	40	9-19	5-10	13-14	7	3	2	0	1	1	36
Petersen	19	3-5	0-0	0-2	5	2	1	3	0	0	6
Johnson	11	0-0	0-0	0-0	3	4	0	1	2	0	0
Griffith	16	2-5	0-0	2-5	5	4	0	1	1	0	6
team					2						0
<b>TOTALS</b>	<b>200</b>	<b>28-67</b>	<b>15-37</b>	<b>25-35</b>	<b>34</b>	<b>27</b>	<b>14</b>	<b>11</b>	<b>4</b>	<b>5</b>	<b>96</b>
		(.418)	(.405)	(.714)							

UM	MP	FG	3P	FT	R	F	A	TO	B	S	TP
Crudup	16	4-5	0-0	2-2	1	5	3	0	1	0	10
Atkins	18	6-10	4-5	0-0	4	2	0	0	0	0	16
Smith	6	0-0	0-0	0-0	2	3	1	2	0	0	0
Sutherland	5	0-1	0-1	0-0	1	0	1	0	0	0	0
Winfield	22	1-3	0-0	0-0	2	3	1	0	0	0	2
Booker	29	11-14	6-8	7-7	3	2	7	3	0	1	35
Finner	11	4-5	0-1	5-7	5	1	2	1	0	0	13
Frazier	26	1-2	0-0	1-2	3	2	2	4	0	0	3
O'Liney	32	4-5	2-3	13-17	3	0	3	2	0	3	23
Thames	21	2-3	0-0	1-4	3	4	0	0	1	0	5
Heller	3	0-0	0-0	0-0	0	0	0	1	0	0	0
Grimm	11	1-2	0-1	0-0	1	3	0	1	0	0	2
team					1						0
<b>TOTALS</b>	<b>200</b>	<b>34-50</b>	<b>12-19</b>	<b>29-39</b>	<b>29</b>	<b>25</b>	<b>20</b>	<b>14</b>	<b>2</b>	<b>4</b>	<b>109</b>
		(.680)	(.632)	(.744)							

**SCORING BY HALVES**

Wisconsin	47	49	96
Missouri	54	55	109

**Texas 71 • UW 58**

March 14, 1997 • Pittsburgh, Pa. • Civic Arena (17,300)

Wisconsin fell behind 15-3 just 5:39 into the game and never cut Texas' lead to fewer than seven points in a 71-58 loss to the Longhorns in the first round of the 1997 East Regional in Pittsburgh. Texas guard Reggie Freeman scored a game-high 31 points while Sam Okey paced the Badgers with 17 points, 10 rebounds and six assists. The seventh-seeded Badgers, who shot only 39 percent from the field, sliced the Texas lead to seven points twice in the first half but trailed 33-24 at the half. An Okey dunk to start the second half trimmed the Longhorn lead to 33-26, but the Badgers never again came that close.

TEXAS	MP	FG	3P	FT	R	F	A	TO	B	S	TP
Muoneke	19	1-1	0-0	0-0	3	2	0	1	1	0	2
Clack	25	2-5	1-3	10-10	5	4	1	5	0	3	15
Jordan	19	1-1	0-0	0-0	1	4	0	0	0	0	2
Vazquez	28	1-5	0-4	0-1	1	4	3	1	0	1	2
Freeman	38	11-19	2-7	7-8	3	4	3	4	1	0	31
Quarles	15	1-5	0-0	0-1	7	4	0	1	0	0	2
Coleman	9	0-4	0-3	3-5	2	0	0	0	0	0	3
Perryman	25	3-9	2-8	4-4	3	1	0	2	0	1	12
Goode	1	0-0	0-0	0-0	0	0	0	0	0	0	0
Clark	19	1-2	0-0	0-0	4	2	0	0	0	0	2
Dixon	2	0-0	0-0	0-0	0	0	0	0	0	0	0
team					5						0
<b>TOTALS</b>	<b>200</b>	<b>21-51</b>	<b>5-25</b>	<b>24-29</b>	<b>34</b>	<b>25</b>	<b>7</b>	<b>14</b>	<b>2</b>	<b>5</b>	<b>71</b>
		(.412)	(.200)	(.828)							

UW	MP	FG	3P	FT	R	F	A	TO	B	S	TP
Okey	30	5-8	0-2	7-10	10	4	6	5	0	0	17
Daugherty	38	4-5	0-1	1-2	6	2	3	1	1	0	9
Grant	24	4-8	0-0	8-10	4	5	0	2	1	0	16
Auriantal	24	1-6	0-1	0-0	4	3	1	2	0	1	2
Burkemper	22	0-1	0-0	0-0	0	1	2	1	0	0	0

Duany	8	0-1	0-1	0-2	0	1	0	0	0	0	0
Calderwood	23	3-11	3-6	0-1	7	5	2	3	0	3	9
Meiners	1	0-0	0-0	0-0	0	0	0	0	0	0	0
Kosolcharoen	19	0-4	0-2	3-4	2	1	1	1	0	1	3
Shafer	3	0-1	0-1	0-0	0	0	0	0	0	0	0
Vraney	2	1-1	0-0	0-0	0	0	0	0	0	0	2
Coleman	4	0-0	0-0	0-0	0	0	0	0	0	0	0
Quest	2	0-0	0-0	0-0	1	0	0	1	0	0	0
team					1						1
<b>TOTALS</b>	<b>200</b>	<b>18-46</b>	<b>3-14</b>	<b>19-29</b>	<b>35</b>	<b>22</b>	<b>15</b>	<b>17</b>	<b>2</b>	<b>5</b>	<b>58</b>
		(.391)	(.214)	(.655)							

**SCORING BY HALVES**

Texas	33	38	71
Wisconsin	24	34	58

**SWMS 43 • UW 32**

March 12, 1999 • Charlotte, N.C. • Charlotte Coliseum (15,007)

Fifth-seeded Wisconsin's record-setting season came to an end after a 43-32 loss to Southwest Missouri State in the first round of the NCAA Tournament in Charlotte, N.C. The Badgers shot a season-low .255 from the field and their 32 points were the fewest in an NCAA Tournament game since the advent of the shot clock in 1986. Sean Mason registered 11 points, but he was the only Badger in double figures. Danny Moore and Kevin Ault scored 12 and 10 points, respectively, to pace the Bears. Wisconsin managed just 12 points in the first half on 21-percent shooting, but trailed just 21-12 thanks to a typically solid defensive effort. Wisconsin trailed by as few as six points in the second half, but never came closer than that.

SWMS	MP	FG	3P	FT	R	F	A	TO	B	S	TP
Stringer	28	1-5	0-0	1-2	1	2	2	2	0	1	3
Bruton	25	1-1	0-0	0-0	0	0	0	1	0	2	2
Moore	35	4-8	0-0	4-6	13	3	0	4	1	0	12
Fontleroy	27	0-5	0-0	2-2	0	4	0	3	0	0	2
Ault	30	3-6	1-2	3-3	14	0	2	2	0	1	10
Murans	1	0-0	0-0	0-0	0	0	0	0	0	0	0
Miller	6	0-0	0-0	0-0	0	2	1	0	0	0	0
Bettenhausen	15	3-4	1-1	2-2	1	0	2	1	0	0	9
Brakebill	12	0-1	0-0	0-0	4	0	0	0	0	0	0
Judd	1	0-0	0-0	0-0	1	0	0	1	0	0	0
Tshomba	1	0-0	0-0	0-0	0	0	0	0	0	0	0
Phillips	15	1-3	1-3	2-2	1	2	0	2	0	0	5
Reuter	4	0-0	0-0	0-0	0	1	1	1	1	0	0
team					2						1
<b>TOTALS</b>	<b>200</b>	<b>13-33</b>	<b>3-6</b>	<b>14-17</b>	<b>37</b>	<b>14</b>	<b>8</b>	<b>18</b>	<b>2</b>	<b>4</b>	<b>43</b>
		(.394)	(.500)	(.824)							

UW	MP	FG	3P	FT	R	F	A	TO	B	S	TP
Kowske	18	1-4	0-0	0-0	3	5	0	1	0	1	2
Kelley	26	0-3	0-0	0-0	2	2	0	1	0	0	0
Wills	31	3-6	0-0	0-1	5	1	1	0	0	1	6
Mason	33	4-12	1-6	2-2	3	3	1	2	0	2	11
Calderwood	29	0-8	0-6	0-0	0	1	1	1	0	0	0
Duany	3	0-0	0-0	0-0	1	1	0	0	0	0	0
Davis	3	0-2	0-0	2-2	0	0	1	0	0	0	2
Auriantal	1	0-1	0-0	0-0	0	0	0	0	0	0	0
Bryant	24	1-5	1-4	0-0	2	1	0	1	0	0	3
Linton	6	1-1	0-0	0-0	1	1	0	1	0	1	2
Vershaw	26	2-5	0-0	2-2	1	2	4	1	0	0	6
team					2						0
<b>TOTALS</b>	<b>200</b>	<b>12-47</b>	<b>2-16</b>	<b>6-7</b>	<b>20</b>	<b>17</b>	<b>8</b>	<b>8</b>	<b>0</b>	<b>5</b>	<b>32</b>
		(.255)	(.125)	(.857)							

**SCORING BY HALVES**

Southwest Missouri St.	21	22	43
Wisconsin	12	20	32

**UW 66 • Fresno St. 56**

March 16, 2000 • Salt Lake City, Utah • Huntsman Center (13,464)

Guard Jon Bryant connected on a school record-tying seven three-point field goals to lead the Badgers to a 66-56 first-round NCAA Tournament win over Fresno State at the West Regional in Salt Lake City, Utah. Andy Kowske added 14 points and 14 rebounds for the UW and Duany Duany contributed 12 points on four three-pointers. Terrance Roberson led the Bulldogs with 19 points. National scoring leader Courtney Alexander was held to just 11 points on 5-19 field goal shooting. Coach Jerry Tarkanian's Bulldogs led 34-30 at the half and expanded that margin to seven points (42-35) with 16:23 remaining to play. Wisconsin responded, however, and led 49-44 with 6:12 left. Bryant then went on a tear, hitting four straight three-pointers to give the Badgers a 61-46 edge that capped a 26-4 run at the 4:32 mark. Wisconsin's bench outscored the Fresno State reserves 33-0.

FSU	MP	FG	3P	FT	R	F	A	TO	B	S	TP
Abney	37	3-3	0-0	0-0	8	2	0	1	2	0	6
Roberson	35	8-13	3-7	0-1	3	3	4	8	0	1	19
Ely	36	5-7	0-0	2-2	6	2	0	2	3	2	12
Porter	39	3-6	2-3	0-0	2	4	6	3	0	2	8
Alexander	37	5-19	1-4	0-0	4	2	3	1	0	0	11
Felix	5	0-0	0-0	0-0	2	0	0	1	0	0	0
DeManby	11	0-0	0-0	0-0	1	0	0	1	0	0	0
team					3						0
<b>TOTALS</b>	<b>200</b>	<b>24-48</b>	<b>6-14</b>	<b>2-3</b>	<b>29</b>	<b>13</b>	<b>13</b>	<b>17</b>	<b>5</b>	<b>5</b>	<b>56</b>

UW	MP	FG	3P	FT	R	F	A	TO	B	S	TP
Linton	16	2-4	0-1	0-0	1	0	2	0	1	0	4
Kowske	36	7-9	0-0	0-1	14	2	1	1	0	1	14
Vershaw	31	2-8	1-1	1-2	6	2	2	6	1	1	6
Kelley	38	3-4	0-1	1-1	4	1	6	0	0	6	7
Boone	19	0-7	0-3	2-2	5	0	6	0	0	1	2
Davis	2	0-0	0-0	0-0	0	0	1	0	0	0	0
Bryant	28	7-12	7-11	0-1	3	3	0	1	0	2	21
Duany	12	4-11	4-11	0-0	2	0	0	0	0	1	12
Penney	6	0-3	0-1	0-0	0	0	0	0	0	1	0
Wills	12	0-5	0-0	0-0	2	1	0	0	0	0	0
team					0						
<b>TOTALS</b>	<b>200</b>	<b>25-63</b>	<b>12-29</b>	<b>4-7</b>	<b>37</b>	<b>9</b>	<b>18</b>	<b>8</b>	<b>2</b>	<b>13</b>	<b>66</b>
		<b>(.397)</b>	<b>(.414)</b>	<b>(.571)</b>							

**SCORING BY HALVES**

Fresno State	34	22	56
Wisconsin	30	36	66

**UW 66 • Arizona 59**

March 18, 2000 • Salt Lake City, Utah • Huntsman Center (13,857)

Four Badgers scored in double figures and Wisconsin forced 17 turnovers to upset top-seeded and fourth-ranked Arizona 66-59 in the second round of the 2000 NCAA Tournament in Salt Lake City, Utah. Andy Kowske registered 10 points and 12 rebounds and limited Wildcat center Michael Wright to just four field goal attempts in 37 minutes. Mark Vershaw had 15 points for the UW, while Maurice Linton added 14 and Jon Bryant 12. Gilbert Arenas had a game-high 21 points for the Wildcats, who shot just .392 from the field, including .263 from three-point range. Arizona scored first for a 2-0 lead, but never led after that. The UW put together a 28-23 advantage at the half and steamrolled to a 50-33 edge with 8:07 remaining to play. The Wildcats chipped away but never cut their deficit to fewer than five points. Wisconsin shot .489 from the floor and made 17-20 from the free throw line. UW's Mike Kelley added eight points, four assists, no turnovers and five steals in 26 minutes of play.

UW	MP	FG	3P	FT	R	F	A	TO	B	S	TP
Duany	16	1-5	0-3	0-0	0	2	0	2	0	1	2
Kowske	37	5-9	0-0	0-0	12	1	0	1	1	0	10
Vershaw	33	6-8	1-1	2-2	2	2	4	2	3	2	15
Bryant	31	4-8	3-7	1-2	1	5	0	0	0	0	12
Kelley	26	2-5	0-1	4-5	0	4	4	0	1	5	8
Davis	16	1-1	0-0	1-1	3	1	0	2	0	0	3
Linton	20	3-4	1-1	7-8	3	2	0	3	1	0	14
Penney	2	0-0	0-0	0-0	0	0	0	0	0	0	0
Boone	11	0-4	0-2	2-2	3	3	1	1	0	2	2
Wills	8	0-1	0-0	0-0	1	2	1	1	0	0	0
team					1						
<b>TOTALS</b>	<b>200</b>	<b>22-45</b>	<b>5-15</b>	<b>17-20</b>	<b>26</b>	<b>22</b>	<b>10</b>	<b>13</b>	<b>6</b>	<b>10</b>	<b>66</b>
		<b>(.489)</b>	<b>(.333)</b>	<b>(.850)</b>							

**ARIZONA**

MP	FG	3P	FT	R	F	A	TO	B	S	TP	
Walton	24	0-3	0-1	1-2	5	2	2	5	0	0	1
Wessel	30	3-5	0-0	0-3	6	3	1	5	0	0	6
Wright	37	1-4	0-0	0-0	9	1	1	0	0	1	2
Arenas	37	7-18	1-5	6-7	5	4	5	1	1	1	21
Gardner	32	3-11	1-7	3-6	4	1	2	2	0	3	10
Anderson	24	4-5	2-3	2-2	3	4	0	1	3	2	12
Jefferson	16	2-5	1-3	2-2	1	4	1	3	0	1	7
team					4						
<b>TOTALS</b>	<b>200</b>	<b>20-51</b>	<b>5-19</b>	<b>14-22</b>	<b>37</b>	<b>19</b>	<b>12</b>	<b>17</b>	<b>4</b>	<b>8</b>	<b>59</b>
		<b>(.392)</b>	<b>(.263)</b>	<b>(.636)</b>							

**SCORING BY HALVES**

Wisconsin	28	38	66
Arizona	23	36	59

**UW 61 • LSU 48**

March 23, 2000 • Albuquerque, N.M. • University Arena (16,004)

Wisconsin put on one of its best defensive performances of the Dick Bennett era in a 61-48 victory over fourth-seeded LSU in the West Regional semifinals at The Pit in Albuquerque, N.M. Jon Bryant paced the Badgers with 16 points, while Stromile Swift and Jabari Smith each had 12 points for the Tigers. Wisconsin's suffocating defense forced 23 LSU turnovers and held the Tigers to .362 field goal shooting. Trailing 14-11 with five minutes left in the first half, the Badgers went on a 25-4 run over the next 12 minutes to gain a commanding 36-18 lead. The Tigers committed 10 turnovers during that stretch. Wisconsin extended its lead to 47-29 before settling for a 13-point win. The Badgers shot only .382 from the field, but committed just nine turnovers and registered 11 steals, including five from Mike Kelley. It was LSU's lowest offensive output of the season.

UW	MP	FG	3P	FT	R	F	A	TO	B	S	TP
Linton	25	4-8	0-0	0-0	3	2	0	1	0	2	8
Vershaw	30	2-8	1-2	2-2	5	3	3	2	0	1	7
Kowske	31	3-5	0-0	2-2	4	3	0	1	1	1	8
Bryant	32	6-14	3-9	1-2	3	1	4	0	0	0	16
Kelley	35	1-2	0-0	1-2	4	3	5	3	0	5	3
Davis	5	0-1	0-0	2-2	0	0	1	1	0	0	2
Duany	9	1-3	1-3	0-0	1	0	0	0	0	0	3
Penney	12	2-6	1-4	0-0	2	0	0	0	0	0	5
Boone	10	0-1	0-0	5-8	3	1	2	1	0	0	5
Wills	9	1-6	0-1	0-0	2	4	0	0	0	1	2
Swartz	2	1-1	0-0	0-0	0	0	0	0	0	1	2
Faust	1	0-0	0-0	0-0	0	0	0	0	0	0	0
team					3						
<b>TOTALS</b>	<b>200</b>	<b>21-55</b>	<b>6-19</b>	<b>13-18</b>	<b>30</b>	<b>17</b>	<b>15</b>	<b>9</b>	<b>1</b>	<b>11</b>	<b>61</b>
		<b>(.382)</b>	<b>(.316)</b>	<b>(.722)</b>							

**LSU**

MP	FG	3P	FT	R	F	A	TO	B	S	TP	
Beshara	33	2-7	1-5	0-0	8	2	2	3	0	3	5
Swift	37	3-5	1-1	5-7	10	2	2	3	0	1	12
Smith	33	5-12	1-3	1-1	7	3	0	3	2	0	12
Bright	26	1-7	0-6	2-2	2	4	0	5	0	1	4
Roland	28	2-7	0-2	1-2	4	2	2	4	0	0	5
Dupree	5	0-1	0-0	0-0	0	0	0	1	0	0	0
Williams	17	3-4	1-1	0-0	2	4	0	1	0	2	7
Temple	17	1-3	1-3	0-0	3	1	0	3	0	0	3
Bridgewater	4	0-1	0-0	0-0	0	0	0	0	0	0	0
team					4						
<b>TOTALS</b>	<b>200</b>	<b>17-47</b>	<b>5-21</b>	<b>9-12</b>	<b>40</b>	<b>18</b>	<b>6</b>	<b>23</b>	<b>2</b>	<b>7</b>	<b>48</b>
		<b>(.362)</b>	<b>(.238)</b>	<b>(.750)</b>							


**SCORING BY HALVES**

Wisconsin	22	39	61
LSU	14	34	48

**UW 64 • Purdue 60**

March 25, 2000 • Albuquerque, N.M. • University Arena (16,004)

Wisconsin advanced to the Final Four for the second time in school history with a hard-fought 64-60 victory over Big Ten-rival and sixth-seeded Purdue in the West Regional final at The Pit in Albuquerque, N.M. Jon Bryant



Mike Kelley recorded a tournament-best 19 steals in the 2000 NCAA Tourney.

made five three-point field goals and scored a game-high 18 points on his way to West Regional Most Outstanding Player honors. Andy Kowske added 14 points and eight rebounds and was named, along with Mike Kelley, to the West Regional all-tournament team. Brian Cardinal and Carson Cunningham, also named to the all-tournament team, had 13 points apiece for the Boilermakers. Wisconsin battled its way to a 31-28 halftime lead on 57-percent field goal shooting. Bryant scored the Badgers' first nine points on three three-pointers. The second half was a see-saw battle that resulted in a 52-52 tie with 5:23 remaining to play. Wisconsin, however, then went on an 8-1 run over the next four minutes for a 60-53 lead with 1:08 left. A Cunningham three-pointer with 11.5 seconds left made it 63-60 Wisconsin. The Badgers added a free throw for the final tally.

UW	MP	FG	3P	FT	R	F	A	TO	B	S	TP
Linton	23	2-3	1-2	0-0	1	3	2	3	0	0	5
Kowske	27	6-10	0-0	2-2	8	4	0	2	0	0	14
Vershaw	30	2-9	0-2	3-6	7	1	3	1	0	1	7
Bryant	35	6-12	5-9	1-2	2	1	1	1	0	1	18
Kelley	36	2-3	0-0	1-4	1	2	5	1	0	1	5
Davis	6	0-0	0-0	0-0	1	2	0	1	0	0	0
Duany	8	1-2	1-2	0-0	3	3	1	2	0	1	3
Penney	3	0-1	0-1	0-0	0	0	0	1	0	0	0
Boone	16	3-6	0-0	6-10	2	2	2	1	1	2	12
Wills	16	0-1	0-0	0-0	5	3	0	2	0	0	0
team					5						
<b>TOTALS</b>	<b>200</b>	<b>22-47</b>	<b>7-16</b>	<b>13-24</b>	<b>35</b>	<b>21</b>	<b>14</b>	<b>15</b>	<b>1</b>	<b>6</b>	<b>64</b>
		<b>(.468)</b>	<b>(.438)</b>	<b>(.542)</b>							

**PURDUE**

MP	FG	3P	FT	R	F	A	TO	B	S	TP	
Robinson	36	4-10	0-0	4-5	1	3	4	3	0	0	12
McQuay	31	4-5	0-0	2-3	12	3	0	2	0	0	10
Cardinal	27	4-8	2-4	3-5	4	4	1	2	0	1	13
Cornell	32	1-9	1-7	0-2	4	4	1	1	1	1	3
Cunningham	31	4-12	3-8	2-2	2	2	2	4	0	1	13
Kerkhof	7	0-0	0-0	0-0	0	2	0	1	0	1	0

WISCONSIN HISTORY



Lewis	18	3-5	1-2	0-0	5	2	1	0	0	0	7
Lowe	1	0-0	0-0	0-0	0	0	0	0	0	0	0
Smith	15	0-3	0-2	0-0	1	1	1	1	0	0	0
Allison	3	1-1	0-0	0-0	0	0	0	1	0	0	2
team					6						
<b>TOTALS</b>	<b>200</b>	<b>21-53</b>	<b>7-23</b>	<b>11-17</b>	<b>33</b>	<b>21</b>	<b>10</b>	<b>13</b>	<b>3</b>	<b>4</b>	<b>60</b>
		(.396)	(.304)	(.647)							

**SCORING BY HALVES**

Wisconsin	31	33	64
Purdue	28	32	60

**Mich. St. 53 • UW 41**

April 1, 2000 • Indianapolis, Ind. • RCA Dome (43,116)

Wisconsin's magical run to the Final Four ended with a 53-41 semifinal loss to season-long nemesis and eventual national champion Michigan State at the RCA Dome in Indianapolis. Roy Boone scored 18 points but he was the only Badger to tally more than six points in the game. Morris Peterson paced the Spartans with 20 points. Wisconsin trailed just 19-17 at the half, with both teams struggling offensively. Wisconsin shot 29 percent from the floor and Michigan State made just 25 percent of its shots. The Spartans, however, opened the second half on a 13-2 run to open a 32-19 lead with 13:25 left in the second period. Wisconsin never cut the deficit to fewer than 10 points again. The Badgers forced 14 Spartan turnovers, but were outrebounded 42-20. Wisconsin shot .349 from the field compared to .348 for the Spartans. It was the fourth time during the 1999-2000 season that Michigan State defeated the Badgers.

<b>UW</b>	<b>MP</b>	<b>FG</b>	<b>3P</b>	<b>FT</b>	<b>R</b>	<b>F</b>	<b>A</b>	<b>TO</b>	<b>B</b>	<b>S</b>	<b>TP</b>
Kowske	20	1-2	0-0	0-2	0	4	0	0	4	0	2
Kelley	30	1-2	0-1	0-0	7	3	3	0	0	2	2
Vershaw	31	2-11	0-1	1-1	2	3	3	1	0	0	5
Bryant	27	1-5	0-3	0-0	1	3	1	2	0	0	2
Boone	25	6-9	1-1	5-6	3	2	0	5	0	0	18
Wills	19	1-4	0-1	0-0	1	2	0	0	0	0	2
Duany	11	0-2	0-1	0-0	0	0	0	1	0	0	0
Linton	10	0-4	0-1	0-0	1	0	0	2	0	0	0
Davis	10	1-1	1-1	1-2	2	2	1	0	0	0	4
Penney	14	2-3	2-3	0-0	2	0	0	0	0	0	6
Faust	1	0-0	0-0	0-0	0	0	0	0	0	0	0
Smith	1	0-0	0-0	0-0	0	0	0	0	0	0	0
Swartz	1	0-0	0-0	0-0	0	0	0	0	0	0	0
team					1						
<b>TOTALS</b>	<b>200</b>	<b>15-43</b>	<b>4-13</b>	<b>7-11</b>	<b>20</b>	<b>19</b>	<b>8</b>	<b>11</b>	<b>4</b>	<b>2</b>	<b>41</b>
		(.349)	(.308)	(.636)							

<b>MSU</b>	<b>MP</b>	<b>FG</b>	<b>3P</b>	<b>FT</b>	<b>R</b>	<b>F</b>	<b>A</b>	<b>TO</b>	<b>B</b>	<b>S</b>	<b>TP</b>
Hutson	32	3-7	0-0	4-5	10	2	0	3	0	0	10
Peterson	33	7-15	2-8	4-4	7	3	0	1	0	1	20
Granger	32	0-3	0-1	1-2	7	4	1	3	0	0	1
Cleaves	36	1-7	0-0	9-11	4	3	1	4	0	2	11
Bell	30	2-9	0-3	0-0	8	2	2	2	0	0	4
Richardson	10	0-0	0-0	0-0	0	1	0	0	0	0	0
Anagonye	12	1-1	0-0	0-0	2	2	0	1	0	0	2
Chappell	9	2-4	0-2	1-1	0	1	0	0	2	0	5
Ballinger	3	0-0	0-0	0-0	1	0	0	0	1	0	0
Thomas	3	0-0	0-0	0-0	0	0	0	0	0	0	0
team					3						
<b>TOTALS</b>	<b>200</b>	<b>16-46</b>	<b>2-14</b>	<b>19-23</b>	<b>42</b>	<b>18</b>	<b>4</b>	<b>14</b>	<b>3</b>	<b>3</b>	<b>53</b>
		(.348)	(.143)	(.826)							

**SCORING BY HALVES**

Wisconsin	17	24	41
Michigan State	19	34	53

**Ga. State 50 • UW 49**

March 15, 2001 • Boise, Idaho • BSU Pavilion (10,216)

Wisconsin let a 13-point, second-half lead slip away and Georgia State scored the game-winning basket with just 12 seconds left to play as the Badgers dropped a 50-49 decision in the first round of the West Regional in Boise, Idaho. The UW moved out to a 30-19 halftime advantage and increased that edge to 32-19 early in the second half. But Georgia State went on a 23-10 run to tie the game at 42-42 with 7:11 left. Wisconsin led 49-44 with 1:00 remaining, but the Panthers scored six points in the final minute for the victory. Wisconsin's Mark Vershaw led all scorers with 19 points and teammate Andy Kowske added 11 points. Kevin Morris paced Georgia State with 18 points. Wisconsin limited the Panthers to .377 field goal shooting, including .217 from three-point range. The Badgers, however, shot only .395 from the floor, including .250 from beyond the arc.

<b>UW</b>	<b>MP</b>	<b>FG</b>	<b>3P</b>	<b>FT</b>	<b>R</b>	<b>F</b>	<b>A</b>	<b>TO</b>	<b>B</b>	<b>S</b>	<b>TP</b>
Kowske	34	3-3	0-0	5-6	4	2	0	1	0	1	11
Vershaw	36	6-16	0-2	7-11	5	2	1	1	0	1	19
Penney	25	2-5	1-3	0-1	6	0	1	4	0	0	5
Kelley	38	0-4	0-3	0-0	4	4	0	2	0	1	0
Boone	26	2-6	0-1	0-0	4	3	1	1	0	1	4
Davis	16	2-5	0-1	0-0	3	1	1	3	0	1	4
Linton	4	0-1	0-0	0-0	1	0	0	0	0	0	0
Bower	15	2-3	2-2	0-0	0	2	0	0	0	0	6
Wills	6	0-0	0-0	0-2	3	1	0	0	0	1	0
team					2						
<b>TOTALS</b>	<b>200</b>	<b>17-43</b>	<b>3-12</b>	<b>12-20</b>	<b>32</b>	<b>15</b>	<b>4</b>	<b>12</b>	<b>0</b>	<b>6</b>	<b>49</b>
		(.395)	(.250)	(.600)							

<b>GEO. ST.</b>	<b>MP</b>	<b>FG</b>	<b>3P</b>	<b>FT</b>	<b>R</b>	<b>F</b>	<b>A</b>	<b>TO</b>	<b>B</b>	<b>S</b>	<b>TP</b>
Campbell	34	1-3	0-0	3-4	11	5	2	1	0	2	5
Terrell	40	1-10	1-6	0-0	9	3	1	1	0	0	3
Cooper	38	4-9	2-5	1-1	4	3	2	3	0	1	11
Morris	39	8-16	2-8	0-1	2	0	3	1	1	3	18
Long	38	6-15	0-4	1-2	3	4	0	5	0	1	13
McIntosh	5	0-0	0-0	0-0	0	0	0	0	0	0	0
Gunsby	2	0-0	0-0	0-0	0	0	1	0	0	0	0
Gilchrist	1	0-0	0-0	0-0	0	0	0	0	0	0	0
Patton	1	0-0	0-0	0-0	0	0	0	0	0	0	0
Davis	3	0-0	0-0	0-0	1	1	0	1	0	0	0
team					3						
<b>TOTALS</b>	<b>200</b>	<b>20-53</b>	<b>5-23</b>	<b>5-8</b>	<b>33</b>	<b>16</b>	<b>9</b>	<b>12</b>	<b>1</b>	<b>7</b>	<b>50</b>
		(.377)	(.217)	(.625)							

**SCORING BY HALVES**

Georgia State	19	31	50
Wisconsin	30	19	49

**UW 80 • St. John's 70**

March 15, 2002 • Washington, D.C. • MCI Center (18,770)

Eighth-seeded Wisconsin defeated No. 9 St. John's 80-70 in the first round of the 2002 NCAA Tournament at the MCI Center in Washington, D.C. The Badgers used a 12-0 run to turn a 28-26 deficit into a 38-28 lead with 16 seconds left in the first half. The UW never trailed again. Wisconsin shot 9-15 from three-point range and made 29 free throws compared to 15 for St. John's. Kirk Penney led five UW scorers in double figures with 19 points while Freddie Owens chipped in 18 points off

the bench. The Red Storm's Marcus Hatten led all scorers with 18 points though shot only 12-33 from the field, 3-13 from three-point range.

<b>SJU</b>	<b>MP</b>	<b>FG</b>	<b>3P</b>	<b>FT</b>	<b>R</b>	<b>F</b>	<b>A</b>	<b>TO</b>	<b>B</b>	<b>S</b>	<b>TP</b>
Glover	32	4-6	1-3	8-9	5	5	0	2	1	0	17
Emanuel	25	4-9	3-7	2-2	3	3	3	3	0	0	13
King	30	2-2	0-0	4-5	4	5	1	0	0	0	8
Hatten	39	12-33	3-13	1-3	6	4	1	1	0	2	28
Stanley	29	0-0	0-0	0-0	4	5	3	1	0	2	0
Fordham	21	0-0	0-0	0-0	4	2	2	3	0	0	0
Keita	9	1-1	0-0	0-0	1	1	0	1	0	0	2
Scheiman	0+	0-0	0-0	0-0	0	0	0	0	0	0	0
Cuffe	15	1-5	0-1	0-0	2	3	1	2	0	0	2
Johnson	0+	0-0	0-0	0-0	1	0	0	0	0	0	0
team					3						
<b>TOTALS</b>	<b>200</b>	<b>24-56</b>	<b>7-24</b>	<b>15-19</b>	<b>33</b>	<b>29</b>	<b>11</b>	<b>13</b>	<b>1</b>	<b>4</b>	<b>70</b>
		(.429)	(.292)	(.789)							

<b>UW</b>	<b>MP</b>	<b>FG</b>	<b>3P</b>	<b>FT</b>	<b>R</b>	<b>F</b>	<b>A</b>	<b>TO</b>	<b>B</b>	<b>S</b>	<b>TP</b>
Wills	28	3-7	1-2	3-4	9	3	0	3	0	0	10
Mader	13	0-1	0-0	0-0	0	3	1	0	0	1	13
Davis	28	2-3	1-1	4-5	2	4	5	0	0	1	9
Penney	37	5-10	3-5	6-8	5	3	4	3	0	0	19
Harris	38	4-9	2-5	4-8	4	3	2	2	0	3	14
Ukawuba	0+	0-0	0-0	0-0	0	0	0	0	0	0	0
Hanson	0+	0-0	0-0	0-0	0	0	0	0	0	0	0
Owens	28	5-8	2-2	6-8	2	2	2	1	0	2	18
Plank	0+	0-0	0-0	0-0	0	0	0	0	0	0	0
Buchanan	0+	0-0	0-0	0-0	0	0	0	0	0	0	0
Wilkinson	28	2-6	0-0	6-7	3	0	0	0	0	1	10
team					4						
<b>TOTALS</b>	<b>200</b>	<b>21-44</b>	<b>9-15</b>	<b>29-40</b>	<b>29</b>	<b>18</b>	<b>14</b>	<b>9</b>	<b>0</b>	<b>8</b>	<b>80</b>
		(.477)	(.600)	(.725)							

**SCORING BY HALVES**

St. John's	31	39	70
Wisconsin	38	42	80

**Maryland 87 • UW 57**

March 17, 2002 • Washington, D.C. • MCI Center (18,789)

No. 1 seed Maryland defeated eighth-seeded Wisconsin 87-57 in the second round of the 2002 NCAA Tournament at the MCI Center in Washington, D.C. Maryland, the eventual national champion, opened the second half with a 17-3 run that blew open an eight-point halftime lead. The Badgers had led 23-19 with 6:16 left in the first half but the Terps scored 19 of the final 26 points in the stanza. UW senior Charlie Wills, who set a school record by playing in his 129th career game, paced the Badgers with 17 points while classmate Travon Davis added 15. Maryland's Juan Dixon led all scorers with 29 points.

<b>UW</b>	<b>MP</b>	<b>FG</b>	<b>3P</b>	<b>FT</b>	<b>R</b>	<b>F</b>	<b>A</b>	<b>TO</b>	<b>B</b>	<b>S</b>	<b>TP</b>
Harris	30	3-9	1-4	0-0	1	2	0	3	2	0	7
Wills	29	6-12	2-4	3-6	6	3	1	2	0	1	17
Mader	25	1-6	0-0	0-0	8	3	4	2	2	0	2
Davis	34	5-7	1-1	4-5	4	2	3	2	0	0	15
Penney	37	3-14	0-6	3-3	4	0	1	2	0	2	9
Hanson</											

UM	MP	FG	3P	FT	R	F	A	TO	B	S	TP
Mouton	25	0-4	0-0	2-2	7	1	1	3	0	1	2
Wilcox	26	9-13	0-0	0-1	7	0	1	1	1	1	18
Baxter	28	5-6	0-0	6-7	7	3	3	1	4	2	16
Dixon	36	10-19	4-7	5-6	5	1	3	1	0	2	29
Blake	30	1-4	1-3	0-0	2	3	4	1	0	1	3
Badu	2	0-0	0-0	0-0	0	0	2	1	0	0	0
McCall	5	0-0	0-0	0-0	0	0	0	0	0	0	0
Collins	3	1-2	0-0	0-0	0	0	0	0	0	1	2
Nicholas	20	3-7	2-4	0-0	2	1	2	0	0	1	8
Grinnon	2	0-1	0-0	0-0	2	0	0	0	0	0	0
Randle	10	2-4	0-0	0-0	4	3	0	1	0	0	4
Holden	13	1-2	1-2	2-2	1	2	1	1	0	0	5
team											4
<b>TOTALS</b>	<b>200</b>	<b>32-62</b>	<b>8-16</b>	<b>15-18</b>	<b>41</b>	<b>14</b>	<b>17</b>	<b>10</b>	<b>5</b>	<b>9</b>	<b>87</b>
		<b>(.516)</b>	<b>(.500)</b>	<b>(.833)</b>							

**SCORING BY HALVES**

Wisconsin	30	27	57
Maryland	38	49	87

**UW 81 • Weber St. 74**

March 20, 2003 • Spokane, Wash. • Spokane Arena (11,171)

Led by a terrific all-around game from senior Kirk Penney, fifth-seeded Wisconsin defeated No. 12-seed Weber State, 81-74, in the first round of the 2003 NCAA Tournament in Spokane, Wash. Penney scored 21 points and added nine rebounds and five assists while playing all 40 minutes. The Badgers used a 9-0 run to end the half with a 41-26 lead. Wisconsin maintained that advantage most of the second half, leading 70-56 with just over three minutes left. Weber State's Jermaine Boyette scored 10 of his 25 points in the final 42 seconds but WSU could get no closer than five points down the stretch.

WSU	MP	FG	3P	FT	R	F	A	TO	B	S	TP
Sparrow	29	5-8	2-5	0-0	4	5	1	2	0	0	12
Ocokoljic	35	10-21	3-5	3-4	14	4	2	2	0	0	26
Bachmann	12	1-2	0-0	0-1	0	2	1	0	0	0	0
Boyette	39	9-21	1-4	6-10	5	2	2	1	0	1	25
Hamilton	33	1-8	1-6	0-0	4	2	2	2	0	1	3
Barton	19	2-6	0-4	0-0	3	4	1	1	0	1	4
Eyre	0+	0-0	0-0	0-0	0	0	0	0	0	0	0
Morrison	8	0-1	0-0	0-0	1	0	0	0	0	1	0
Carter	5	0-0	0-0	0-0	0	0	0	0	0	0	0
Danley	20	1-4	0-0	0-0	8	3	0	2	0	0	2
team											4
<b>TOTALS</b>	<b>200</b>	<b>29-71</b>	<b>7-24</b>	<b>9-15</b>	<b>43</b>	<b>20</b>	<b>9</b>	<b>10</b>	<b>0</b>	<b>4</b>	<b>74</b>
		<b>(.408)</b>	<b>(.292)</b>	<b>(.600)</b>							

UW	MP	FG	3P	FT	R	F	A	TO	B	S	TP
Tucker	22	5-6	0-0	1-2	7	3	2	3	0	0	11
Wilkinson	38	5-10	0-2	5-9	9	3	2	3	1	1	15
Penney	40	9-17	3-7	0-1	9	1	5	2	0	1	21
Owens	21	3-11	1-3	0-0	0	1	1	0	0	0	7
Harris	40	3-6	2-4	6-8	4	1	5	0	1	5	14
Wade	25	2-3	0-0	1-2	1	4	1	0	0	0	5
Hanson	3	1-1	0-0	0-0	1	0	0	0	0	0	2
Helmigk	11	3-4	0-0	0-0	1	3	0	1	0	0	6
team											2
<b>TOTALS</b>	<b>200</b>	<b>31-58</b>	<b>6-16</b>	<b>13-22</b>	<b>34</b>	<b>16</b>	<b>16</b>	<b>9</b>	<b>2</b>	<b>7</b>	<b>81</b>
		<b>(.534)</b>	<b>(.375)</b>	<b>(.591)</b>							

**SCORING BY HALVES**

Weber State	26	48	74
Wisconsin	41	40	81

**UW 61 • Tulsa 60**

March 22, 2003 • Spokane, Wash. • Spokane Arena (11,271)

Freddie Owens hit a three-pointer with one second left to cap the greatest comeback in UW history and give Wisconsin a 61-60 over Tulsa in the second round of the 2003 NCAA Tournament in Spokane, Wash. The Badgers trailed 58-45 with 3:36 remaining before outscoring Tulsa 16-2 the rest of the way. A Devin Harris three-pointer started an 11-0 UW run that pulled Wisconsin within two with 1:16 left. The teams traded baskets before the Badgers forced Tulsa into a shot clock violation with 12 seconds left. Harris then brought the ball upcourt, came off a high pick, drove to the middle of the lane and found a wide-open Owens on the left baseline. Owens' shot hit nothing but net and gave Wisconsin its first lead since 4:02 remained in the first half.

Tulsa	MP	FG	3P	FT	R	F	A	TO	B	S	TP
Davis	34	4-7	0-0	1-1	9	4	1	3	1	0	9
Johnson	30	11-18	1-3	0-0	9	3	2	0	1	0	23
Swanson	38	3-12	0-5	0-0	5	0	4	1	0	0	6
Glenn	36	0-2	0-0	0-0	6	4	2	3	0	0	0
Parker	40	6-15	2-3	3-3	2	2	3	2	0	1	17
Collins	6	0-1	0-0	0-0	0	1	0	0	0	0	0
Ledoux	14	1-2	0-0	0-0	5	1	0	1	1	0	2
Price	2	1-2	0-0	1-1	0	1	0	0	0	0	3
team											5
<b>TOTALS</b>	<b>200</b>	<b>26-59</b>	<b>3-11</b>	<b>5-5</b>	<b>41</b>	<b>16</b>	<b>12</b>	<b>11</b>	<b>3</b>	<b>1</b>	<b>60</b>
		<b>(.441)</b>	<b>(.273)</b>	<b>(1.000)</b>							

UW	MP	FG	3P	FT	R	F	A	TO	B	S	TP
Tucker	40	3-9	1-3	3-5	6	2	0	1	1	0	10
Wilkinson	33	7-11	1-2	3-3	8	2	0	1	0	2	18
Penney	35	2-12	0-5	2-4	5	1	4	2	0	1	6
Owens	24	2-6	2-4	1-2	0	1	4	0	0	0	7
Harris	38	5-11	2-7	0-1	4	2	3	1	1	2	12
Wade	21	3-7	0-1	2-2	3	1	0	0	1	0	8
Hanson	2	0-0	0-0	0-0	0	1	0	0	0	0	0
Helmigk	7	0-1	0-0	0-0	1	1	1	0	0	0	0
team											5
<b>TOTALS</b>	<b>200</b>	<b>22-57</b>	<b>6-22</b>	<b>11-17</b>	<b>32</b>	<b>11</b>	<b>12</b>	<b>5</b>	<b>3</b>	<b>5</b>	<b>61</b>
		<b>(.386)</b>	<b>(.273)</b>	<b>(.647)</b>							

**SCORING BY HALVES**

Tulsa	32	28	60
Wisconsin	25	36	61

**Kentucky 63 • UW 57**

March 27, 2003 • Minneapolis, Minn. • HHH Metrodome (28,168)

Playing in front of a very friendly 28,168 fans in Minneapolis, Wisconsin nearly upset the No. 1 team in the country, Kentucky, in the "Sweet 16" of the 2003 NCAA Tournament. The Badgers trailed by just one point after a Mike Wilkinson lay-up with 1:33 left in the game. UK scored seven of the last nine points, however, to thwart the upset bid. In his final game as a Badger, Kirk Penney scored 20 points, including 5-7 shooting from three-point range. The game was close throughout as neither team led by more than seven points (UW 15-8 at the 11:19 mark of the first half and UK 62-55 with 11 seconds left).

UW	MP	FG	3P	FT	R	F	A	TO	B	S	TP
Harris	36	6-9	1-2	2-3	3	4	4	4	0	3	15
Tucker	36	1-4	0-1	2-2	7	3	0	2	0	1	4
Wilkinson	35	4-11	1-5	4-7	3	5	1	2	0	2	13
Penney	40	6-12	5-7	3-4	6	2	3	4	0	0	20
Owens	27	1-8	0-5	0-0	2	2	0	1	0	0	2
Wade	18	1-1	1-1	0-0	2	0	1	2	0	1	3
Helmigk	3	0-0	0-0	0-0	0	0	0	0	0	0	0
Mader	5	0-0	0-0	0-0	1	4	0	0	1	0	0
team											2
<b>TOTALS</b>	<b>200</b>	<b>19-45</b>	<b>8-21</b>	<b>11-16</b>	<b>26</b>	<b>20</b>	<b>9</b>	<b>15</b>	<b>1</b>	<b>7</b>	<b>57</b>
		<b>(.422)</b>	<b>(.381)</b>	<b>(.688)</b>							

UK	MP	FG	3P	FT	R	F	A	TO	B	S	TP
Daniels	32	2-3	0-0	5-6	6	1	2	3	0	0	9
Estill	32	12-18	0-0	4-10	6	3	0	1	1	0	28
Hayes	28	2-5	0-0	0-0	7	2	0	2	1	3	4
Bogans	15	2-6	1-2	0-0	2	0	1	1	1	1	5
Fitch	31	3-7	0-1	1-2	1	2	1	2	0	0	7
Hawkins	28	1-4	0-1	2-2	1	3	2	3	1	4	4
Azubuike	9	0-2	0-1	0-0	0	3	1	1	0	1	0
Barbour	15	0-2	0-0	2-2	2	0	1	1	0	1	2
Camara	10	2-2	0-0	0-2	3	3	1	0	0	0	4
team											4
<b>TOTALS</b>	<b>200</b>	<b>24-49</b>	<b>1-5</b>	<b>14-24</b>	<b>33</b>	<b>17</b>	<b>9</b>	<b>14</b>	<b>4</b>	<b>10</b>	<b>63</b>
		<b>(.490)</b>	<b>(.200)</b>	<b>(.583)</b>							

**SCORING BY HALVES**

Wisconsin	28	29	57
Kentucky	32	31	63

Wisconsin played Kentucky in front of 28,168 fans (mostly clad in Badger Red) in the 2003 "Sweet 16" at the HHH Metrodome in Minneapolis. It was the second-largest crowd to watch a UW game in school history.



WISCONSIN HISTORY



# UW IN THE NIT

## UW ALL-TIME NIT RESULTS

**RECORD: 3-4**  
**APPEARANCES: 4**

**1989**  
*1st Round (Madison, Wis.)*  
Wisconsin 63, New Orleans 61

*2nd Round (Madison, Wis.)*  
Saint Louis 73, Wisconsin 68


**1991**  
*1st Round (Madison, Wis.)*  
Wisconsin 87, Bowling Green 79 OT

*2nd Round (Madison, Wis.)*  
Stanford 80, Wisconsin 72

**1993**  
*1st Round (Madison, Wis.)*  
Rice 77, Wisconsin 73

**1996**  
*1st Round (Madison, Wis.)*  
Wisconsin 55, Manhattan 42

**2nd Round (Madison, Wis.)**  
Illinois State 77, Wisconsin 62



Willie Simms set a UW record with 31 points vs. Bowling Green in the first round of the 1991 NIT.

## All-Time UW NIT Roster

Auriantal, Hennssy	.....'96	Kilbride, Andy	.....'93
Carl, Adam	.....'93	Kosolcharoen, Michael	.....'96
Carlin, Shawn	.....'96	Locum, Tim	.....'89, '91
Coleman, Booker	.....'96	McDuffie, Otto	.....'93
Daugherty, Sean	.....'96	McGee, Carlton	.....'91
Douglass, Billy	.....'89	Molaski, Tom	.....'89
Ellenson, John	.....'91	Nwachukwu, Osita	.....'96
Ely, Louis	.....'91, '93	Okey, Sam	.....'96
Finley, Michael	.....'93	Peters, Jay	.....'91
Good, Brian	.....'91	Petersen, Jeff	.....'93
Hall, Jeremy	.....'96	Peterson, Mosezell	.....'96
Harrell, Damon	.....'91, '93	Portmann, Kurt	.....'89
Hisle, Larry	.....'91	Schubring, Darin	.....'89
Jackson, Trent	.....'89	Simms, Willie	.....'89, '91
Johnsen, Jason	.....'93	Tompkins, Patrick	.....'91
Johnson, Grant	.....'93	Weaver, Kass	.....'91
Jones, Danny	.....'89	Webster, Tracy	.....'93
Kelley, Brian	.....'93		

## Badger NIT Records

### Individual

- Points**  
31, Willie Simms vs. Bowling Green, 1991
- Field Goals**  
12, Willie Simms vs. Bowling Green, 1991
- Field Goal Attempts**  
20, Sam Okey vs. Illinois State, 1996
- Field Goal Percentage (min. 10 att.)**  
.800 (12-15), Willie Simms vs. Bowling Green, 1991  
.800 (8-10), Trent Jackson vs. New Orleans, 1989
- Three-point Field Goals**  
4, Tim Locum vs. Bowling Green, 1991
- Three-point Field Goal Attempts**  
7, Tim Locum vs. Stanford, 1991
- Three-point Field Goal Pct. (min. 6 att.)**  
.429 (3-7), Tim Locum vs. Stanford, 1991
- Free Throws**  
8, Willie Simms vs. Stanford, 1991
- Free Throw Attempts**  
15, Willie Simms vs. Stanford, 1991
- Free Throw Percentage (min. 10 att.)**  
.533 (8-15), Willie Simms vs. Stanford, 1991
- Rebounds**  
12, Patrick Tompkins vs. Stanford, 1991
- Assists**  
7, Tom Molaski vs. St. Louis, 1989
- Blocks**  
5, Sam Okey vs. Manhattan, 1996
- Steals**  
4, Hennssy Auriantal vs. Manhattan, 1996

### Team

- Points**  
87 vs. Bowling Green, 1991
- Field Goals**  
29, twice
- Field Goal Attempts**  
60 vs. St. Louis, 1989
- Field Goal Percentage**  
.644 (29-45) vs. Bowling Green, 1991
- Three-point Field Goals**  
7 vs. Stanford, 1991
- Three-point Field Goal Attempts**  
18, twice
- Three-point Field Goal Pct. (min. 8 att.)**  
.417 (5-12) vs. St. Louis, 1989
- Free Throws**  
24 vs. Bowling Green, 1991
- Free Throw Attempts**  
35 vs. Bowling Green, 1991
- Free Throw Percentage (min. 12 att.)**  
.778 (14-18) vs. New Orleans, 1989
- Rebounds**  
36 vs. Manhattan, 1996
- Assists**  
24 vs. Bowling Green, 1991
- Blocks**  
8 vs. Manhattan, 1996
- Steals**  
8 vs. Manhattan, 1996

# UW IN THE BIG TEN TOURNAMENT

## ■ 1998 (1-1, Quarterfinalist)

March 5

*Wisconsin 52, Penn State 51*

March 6

*Illinois 66, Wisconsin 61*

The Badgers entered the inaugural Big Ten tournament with an eye toward making a new start to what had been a difficult regular season. Wisconsin, forced because of personnel losses to play four freshmen on a regular basis, took an 11-18 overall record into its first-round tournament game with Penn State. The 10th-seeded Badgers trailed 25-24 at halftime and 40-31 with 12:01 left to play. A 10-1 UW run over the next 6:27, however, tied the game at 41-41 with 5:34 remaining. Penn State's Calvin Booth hit a 15-footer to give the Nittany Lions a 51-50 edge with 1:32 remaining, but freshman forward Maurice Linton nailed a nine-foot jumper with 3.7 seconds left to play and the Badgers advanced with a 52-51 decision.

Wisconsin faced league champion Illinois in the second round and fell behind 26-10 at the half. The resilient Badgers, however, staged an incredible second-half comeback and took a 46-45 lead with 6:14 left to play before Illinois countered with an 11-0 run that finally put the game out of reach. Sean Daugherty paced the Badgers with a career-high 24 points.

## ■ 1999 (1-1, Semifinalist)

March 5

*Wisconsin 74, Iowa 60*

March 6

*Michigan State 56, Wisconsin 41*

With a bid to the NCAA tournament already assured, Wisconsin entered the second conference tournament looking to get back on track after dropping its last three regular-season games. Wisconsin took on Iowa in a quarterfinal game. After falling behind 25-23 at halftime, the Badgers shot a blistering .737 from the field in the second half and went on to win 74-60. Wisconsin trailed 49-48 with 9:34 remaining, but held the Hawkeyes to just three field goals the rest of the way.

Just as they had the year before, the Badgers faced the league champion (this time Michigan State) in their second game. The teams played to a 22-22 tie

after the first half, but the Badgers, who shot a then-season low .293 from the floor, scored only 19 points in the second half. Michigan State opened the second half on a 12-2 run and never again led by fewer than 10 points.

## ■ 2000 (2-1, Semifinalist)

March 9

*Wisconsin 51, Northwestern 41*

March 10

*Wisconsin 78, Purdue 66*

March 11

*Michigan State 55, Wisconsin 46*

Figuring they needed at least one Big Ten tournament win, and maybe two, to qualify for the NCAA tournament, the Badgers opened the league tourney with a hard-fought 51-41 victory over Northwestern in the first round. The Badgers led the Wildcats from start to finish, recorded a tournament-record 12 blocked shots and got 17 points, five assists and four blocked shots from Mark Vershaw to key the win.

Wisconsin then squared off against Purdue in the quarterfinals. The Badgers jumped out to a 10-point lead just two minutes into the game and never trailed. They led 34-24 at the half and made 9-11 free throw attempts down the stretch to secure the win and, most likely, an NCAA bid.

The UW then met Michigan State in the semifinals for the second straight season. Though the Spartans grabbed a 34-21 halftime lead, the Badgers made a run that cut the Michigan State lead to 49-44 with 5:29 remaining to play. The league-champion Spartans held the UW to just two points the rest of the way.

## ■ 2001 (0-1, Quarterfinalist)

March 9

*Indiana 64, Wisconsin 52*

Wisconsin locked up a fifth-place regular-season finish and secured the school's second Big Ten tournament first-round bye in three years. With its third consecutive NCAA tournament bid all but sewn up, the UW faced Indiana in the conference tournament quarterfinals.

The Badgers got off to a nice start, pulling out to a 28-19 lead with 4:38 left

in the first half. Indiana closed to within four points (28-24) at the break.

The Hoosiers then continued their momentum by beginning the second half on a 17-2 run during which the Badgers managed just two free throws in nine minutes. Wisconsin closed the IU lead to 54-49 with 2:04 remaining, but never again came closer than that.

## ■ 2002 (0-1, Quarterfinalist)

March 8

*Iowa 58, Wisconsin 56*

Wisconsin entered the 2002 Big Ten Tournament as the No. 1 seed for the first time in school history after winning a share of the Big Ten regular-season title. The Badgers faced Iowa, who had defeated Purdue the night before, in the quarterfinals.

The UW led by as many as nine points in the first half and held a 26-21 lead at halftime. Iowa came back to grab a 39-37 lead with 10:14 to play but the Badgers jumped back out in front and led by six with 3:42 left in the game. The Hawkeyes then scored 10 of the final 12 points of the game, including a Luke Recker jumper with two seconds left for the game-winner.

Kirk Penney led the Badgers with 19 points while Recker paced all scorers with 28. Wisconsin committed a season-high 22 turnovers in the game.

## ■ 2003 (0-1, Quarterfinalist)

March 8

*Ohio State 58, Wisconsin 50*

For the second consecutive season, Wisconsin entered the Big Ten tournament as the No. 1 seed but lost in the quarterfinals. The Badgers fell to No. 8 seed Ohio State, 58-50.

UW struggled from the field for the entire game, connecting on just 18-53 shots (.340), its second-worst shooting performance of the season. Kirk Penney led Wisconsin with 14 points while Alando Tucker chipped in 13.

For OSU, seniors Sean Connolly and Brent Darby led the way. Connolly totaled a game-high 21 points (including 5-7 three-pointers) while Darby had 16 points and six assists.

UW starters Mike Wilkinson and Devin Harris combined to shoot 4-23 from the field.



## ■ UW Big Ten Tournament Records

### Wisconsin Individual Highs

**Points:** 24 by Sean Daugherty vs. Illinois, 1998  
**FG:** 9 by Sean Daugherty vs. Illinois, 1998  
**FG Attempts:** 17 by Sean Mason vs. Penn State, 1998  
**FG Pct. (10 att.):** .636 by Kirk Penney vs. Iowa, 2002  
**3-point FGs:** 4 by Kirk Penney vs. Ohio State, 2003 and by Sean Mason vs. Iowa, 1999  
**3-point FG Attempts:** 9 by Kirk Penney vs. Ohio State, 2003  
**3-point FG Pct. (6 att.):** .571 (4-7) by Sean Mason vs. Iowa, 1999  
**FT:** 10 by Mark Vershaw vs. Purdue, 2000  
**FT Attempts:** 12 by Mark Vershaw vs. Purdue, 2000  
**FT Pct. (10 att.):** .833 (10-12) by Mark Vershaw vs. Purdue, 2000  
**Rebounds:** 11 by Sean Daugherty vs. Penn State, 1998  
**Assists:** 6 by Mark Vershaw vs. Purdue, 2000, and by Mike Kelley vs. Michigan State, 2000  
**Blocked Shots:** 4 by Mark Vershaw vs. Northwestern, 2000  
**Steals:** 4 by Devin Harris vs. Iowa, 2002, and by Mike Kelley vs. Purdue, 2000  
**Minutes:** 39 by Travon Davis vs. Iowa, 2002, and by Mark Vershaw vs. Purdue, 2000

### Wisconsin Team Highs

**Points:** 78 vs. Purdue, 2000  
**FG:** 24 vs. Iowa, 1999  
**FG Attempts:** 58 vs. Michigan State, 1999  
**FG Pct.:** .615 (24-39) vs. Iowa, 1999  
**3-point FGs:** 9 vs. Iowa, 1999  
**3-point FG Attempts:** 28 vs. Ohio State, 2003  
**3-point FG Pct.:** .600 (9-15) vs. Iowa, 1999  
**FT:** 24 vs. Purdue, 2000  
**FT Attempts:** 34 vs. Purdue, 2000  
**FT Pct.:** .917 (11-12) vs. Iowa, 2002  
**Rebounds:** 36 vs. Michigan State, 1999  
**Assists:** 20 vs. Purdue, 2000  
**Blocked Shots:** 12 vs. Northwestern, 2000  
**Steals:** 9 vs. Iowa, 2002

### Wisconsin Team Lows

**Points:** 41 vs. Michigan State, 1999  
**FG:** 17 vs. Michigan State, 1999, and vs. Michigan State, 2000  
**FG Attempts:** 39 vs. Iowa, 1999  
**FG Pct.:** .293 (17-58) vs. Michigan State, 1999  
**3-point FGs:** 2 vs. Penn State, 1998  
**3-point FG Attempts:** 7 vs. Penn State, 1998  
**3-point FG Pct.:** .176 (3-17) vs. Michigan State, 1999  
**FT:** 4 vs. Michigan State, 1999  
**FT Attempts:** 6 vs. Michigan State, 1999  
**FT Pct.:** .500 (6-12) vs. Ohio State, 2003  
**Rebounds:** 24 vs. Iowa, 2002  
**Assists:** 9 vs. Penn State, 1998  
**Blocked Shots:** 0 vs. Iowa, 2002 and Indiana, 2001  
**Steals:** 1 vs. Michigan State, 1999

### Opponent Individual Highs

**Points:** 28 by Luke Recker of Iowa, 2002  
**FG:** 11 by Kevin Turner of Illinois, 1998  
**FG Attempts:** 19 by Kevin Turner of Illinois, 1998  
**FG Pct. (10 att.):** .800 (8-10) by Jarrod Gee of Illinois, 1998  
**3-point FGs:** 5 by Sean Connolly of Ohio State, 2003  
**3-point FG Attempts:** 10 by Brian Cardinal of Purdue, 2000  
**3-point FG Pct. (6 att.):** .714 (5-7) by Sean Connolly of Ohio State, 2003  
**FT:** 10 by Jared Jeffries of Indiana, 2001  
**FT Attempts:** 12 by Jared Jeffries of Indiana, 2001  
**FT Pct. (10 att.):** .833 (10-12) by Jared Jeffries of Indiana, 2001  
**Rebounds:** 12 by Antonio Smith of Michigan State, 1999  
**Assists:** 11 by Mateen Cleaves of Michigan State, 1999  
**Blocked Shots:** 4 by Calvin Booth of Penn State, 1998  
**Steals:** 5 by Luke Recker of Iowa, 2002  
**Minutes:** 40, three times, MR by Brent Darby of Ohio State, 2003

### Opponent Team Highs

**Points:** 66 by Illinois, 1998, and by Purdue, 2000  
**FG:** 26 by Illinois, 1998  
**FG Attempts:** 54 by Iowa, 1999  
**FG Pct.:** .542 (26-48) by Illinois, 1998  
**3-point FGs:** 6 by Iowa, 1999, and by Michigan State, 2000  
**3-point FG Attempts:** 20 by Iowa, 1999  
**3-point FG Pct.:** .556 (5-9) by Ohio State, 2003  
**FT:** 26 by Indiana, 2001  
**FT Attempts:** 35 by Indiana, 2001  
**FT Pct.:** .833 (10-12) by Michigan State, 1999  
**Rebounds:** 39 by Purdue, 2000  
**Assists:** 17 by Penn State and Illinois, 1998, and by Purdue, 2000  
**Blocked Shots:** 5 by Iowa, 2002, and by Penn State, 1998  
**Steals:** 13 by Iowa, 2002

### Opponent Team Lows

**Points:** 41 by Northwestern, 2000  
**FG:** 15 by Northwestern, 2000  
**FG Attempts:** 41 by Indiana, 2001  
**FG Pct.:** .300 (15-50) by Northwestern, 2000  
**3-point FGs:** 0 by Indiana, 2001  
**3-point FG Attempts:** 6 by Indiana, 2001  
**3-point FG Pct.:** .000 (0-6) by Indiana, 2001  
**FT:** 6 by Iowa, 1999  
**FT Attempts:** 10 by Penn State, 1998, and by Northwestern, 2000  
**FT Pct.:** .500 (6-12) by Iowa, 1999  
**Rebounds:** 27 by Iowa, 2002  
**Assists:** 7 by Iowa, 2002  
**Blocked Shots:** 1 by Iowa, 1999  
**Steals:** 2 by Michigan State, 2000 and by Indiana, 2001

# UW AND THE ASSOCIATED PRESS POLL

## BADGERS WEEK-BY-WEEK IN THE A.P. POLL

<b>1949-50</b>	<b>1998-99</b>
Jan. 5 .....15	Dec. 13 .....23
Jan. 24 .....15	Dec. 20 .....20
Jan. 31 .....17	Dec. 27 .....19
March 7 .....16	Jan. 3 .....24
	Jan. 10 .....17
	Jan. 17 .....15
<b>1953-54</b>	Jan. 24 .....12
Dec. 22 .....18	Jan. 31 .....11
	Feb. 7 .....15
<b>1962-63</b>	Feb. 14 .....13
Preseason .....10	Feb. 21 .....16
Dec. 4 .....6	Feb. 28 .....19
Dec. 11 .....7	March 7 .....18
	<b>2000-01*</b>
<b>1973-74</b>	Preseason .....19
Jan. 2 .....17	Nov. 13 .....19
Jan. 8 .....T13	Nov. 20 .....18
Jan. 15 .....19	Nov. 27 .....23
Jan. 22 .....17	Dec. 4 .....17
Jan. 29 .....16	Dec. 11 .....16
	Dec. 18 .....16
<b>1975-76</b>	Dec. 25 .....13
Jan. 20 .....18	Jan. 1 .....12
	Jan. 8 .....17
<b>1993-94</b>	Jan. 15 .....19
Nov. 22 .....25	Jan. 22 .....15
Nov. 29 .....24	Jan. 29 .....10
Dec. 6 .....19	Feb. 5 .....16
Dec. 13 .....18	Feb. 12 .....19
Dec. 20 .....17	Feb. 19 .....19
Dec. 27 .....17	Feb. 26 .....22
Jan. 3 .....15	March 5 .....23
Jan. 10 .....12	March 12 .....25
Jan. 17 .....14	
Jan. 24 .....16	<b>2002-03</b>
Jan. 31 .....16	Nov. 25 .....25
Feb. 7 .....21	Dec. 2 .....23
Feb. 14 .....24	March 3 .....24
	March 10 .....18
<b>1994-95</b>	March 17 .....21
Preseason .....17	
Nov. 21 .....15	
Nov. 28 .....13	
Dec. 5 .....14	
Dec. 12 .....20	
Dec. 19 .....20	
Dec. 26 .....19	

\*Badgers ranked every week of the poll.

## UW Opponents Ranked by the Associated Press

*Foolowing is a listing of all games Wisconsin has played against teams ranked nationally by the Associated Press*

### 1948-49

F 5	Illinois	.....4	...L	...54-61
M 5	Minnesota	.....5	...W	...45-43

### 1949-50

J 7	at Indiana	.....5	...L	...59-61
J 16	Minnesota	.....11	...W	...57-54
F 4	at Ohio State	...7	...L	...47-61

### 1950-51

J 1	Illinois	.....20	...L	...69-71*
F 10	at Illinois	.....16	...L	...52-63
M 5	at Indiana	.....7	...L	...58-68

### 1951-52

D 17	St. Louis	.....4	...W	...55-54
J 7	at Illinois	.....2	...L	...49-53
M 3	at Iowa	.....7	...W	...78-75
M 8	Illinois	.....2	...W	...58-48

### 1952-53

J 5	at Minnesota	...9	...L	...53-64
J 10	at Illinois	.....4	...L	...61-71
J 12	Minnesota	.....19	...W	...76-74
F 7	Illinois	.....6	...L	...61-65
F 9	at Indiana	.....2	...L	...48-66
F 16	Indiana	.....2	...L	...70-72

### 1953-54

D 19	at LSU	.....5	...W	...82-66
J 4	at Indiana	.....3	...L	...67-70
J 16	Indiana	.....3	...L	...74-90
F 15	Minnesota	.....12	...L	...68-78

### 1954-55

J 1	at Illinois	.....6	...W	...79-64
J 3	Iowa	.....19	...L	...69-86
F 19	Illinois	.....14	...L	...71-99
F 21	Minnesota	.....8	...L	...69-71
M 5	Minnesota	.....6	...W	...78-72

### 1955-56

J 9	at Illinois	.....8	...L	...77-96
J 14	at Ohio State	...7	...L	...98-100**

### 1956-57

D 22	at Kansas	.....1	...L	...62-83
J 12	Illinois	.....10	...L	...63-79

### 1957-58

None

### 1958-59

F 2	Michigan St.	...7	...L	...57-88
M 2	at Michigan St.	...6	...L	...73-93

### 1959-60

F 8	Ohio State	.....4	...L	...69-106
F 27	at Ohio State	...2	...L	...68-93

### 1960-61

D 17	at Bradley	.....2	...L	...66-88
J 9	Iowa	.....6	...L	...68-76
J 30	Ohio State	.....1	...L	...68-100
F 13	at Iowa	.....9	...L	...61-63
F 25	at Ohio State	...1	...L	...74-97

### 1961-62

D 30	Cincinnati	.....2	...L	...71-101\$
M 3	Ohio State	.....1	...W	...86-67

### 1962-63

F 11	Illinois	.....4	...W	...84-77
F 23	at Illinois	.....6	...L	...77-89

### 1963-64

D 14	at Cincinnati	...6	...L	...60-65
D 20	at Kentucky	...2	...L	...85-108
J 4	Ohio State	.....8	...L	...85-101
F 22	Michigan	.....2	...L	...59-103

### 1964-65

F 16	Minnesota	.....9	...L	...91-101
F 20	at Indiana	.....7	...L	...87-101
M 2	at Michigan	...1	...L	...75-98

### 1965-66

J 8	Iowa	.....7	...W	...69-68
F 12	at Michigan	...10	...L	...102-120

### 1966-67

D 3	Cincinnati .PS 10	...L	...70-77*	
D 28	at UCLA	.....1	...L	...56-100@

### 1967-68

None

### 1968-69

D 3	Kansas	.....4	...W	...67-62
D 11	at Notre Dame	...7	...L	...56-57
D 31	Kentucky	.....3	...W	...69-65+
J 11	at Ohio State	...16	...L	...69-84
J 28	Marquette	...16	...W	...56-50



F 1 at Illinois . . . . .7 . . .L . . .73-86  
 F 8 Ohio State . . .12 . . .W . . .77-73  
 F 15 at Purdue . . . . .8 . . .L . . .69-87

**1969-70**

J 27 at Marquette . . .7 . . .L . . .51-60  
 J 31 Ohio . . . . .13 . . .W . . .72-69  
 F 3 at Illinois . . . . .14 . . .W . . .66-65  
 F 10 at Iowa . . . . .14 . . .L . .100-119

**1970-71**

D 30 at Marquette . . .3 . . .L . . .69-72  
 F 2 Marquette . . . . .1 . . .L . . .75-89  
 F 16 Ohio State . . .20 . . .L . . .71-79  
 M 2 Indiana . . . . .T18 . . .W . .94-87\*\*

**1971-72**

D 27 Marshall . . . . .17 . . .L . .83-85=  
 J 3 at Marquette . . .2 . . .L . .60-72  
 J 15 at Indiana . . .17 . . .W . .66-64\*  
 J 18 Minnesota . . .17 . . .L . .59-65  
 F 5 at Ohio State . . .9 . . .L . .69-79

**1972-73**

N 25 at UCLA . . .PS 1 . . .L . .53-94  
 D 4 at Oral Roberts 12 . . .L . .76-90  
 D 30 at Marquette . . .3 . . .L . .73-75\*\*  
 J 6 Indiana . . . . .20 . . .L . .64-78  
 J 13 at Minnesota . . .8 . . .L . .54-78  
 J 22 at Purdue . . . . .20 . . .L . .59-66  
 J 29 Minnesota . . . . .9 . . .L . .64-81  
 F 6 Marquette . . . . .7 . . .L . .58-64  
 F 24 at Indiana . . .10 . . .L . .55-57  
 F 26 Purdue . . . . .20 . . .W . .71-63

**1973-74**

D 29 at Marquette . . .6 . . .L . .48-49\*  
 J 12 at Indiana . . .T13 . . .L . .51-52  
 J 28 at Michigan . . .20 . . .L . .75-83  
 F 5 at Marquette . . .6 . . .L . .58-59  
 F 11 Indiana . . . . .12 . . .L . .63-81  
 F 25 Michigan . . . . .17 . . .L . .74-79

**1974-75**

J 20 Indiana . . . . .1 . . .L . .69-89  
 F 4 Marquette . . . . .11 . . .L . .63-69  
 F 17 at Indiana . . . . .1 . . .L . .58-93

**1975-76**

D 16 at Marquette . . .7 . . .L . .54-78  
 D 30 at Marquette . . .4 . . .L . .66-82=  
 J 8 Michigan . . . . .16 . . .L . .81-106  
 J 31 at Indiana . . . . .1 . . .L . .61-114  
 F 2 at Michigan . . .16 . . .L . .86-107  
 F 26 Indiana . . . . .1 . . .L . .67-96

**1976-77**

N 27 at Kentucky . . .6 . . .L . .64-72  
 D 28 at Marquette . .12 . . .L . .57-64=  
 J 8 at Michigan . . . . .6 . . .L . .63-66

J 22 at Minnesota . .13 . . .W . .64-82%  
 J 24 at Purdue . . .18 . . .L . .71-81  
 J 27 Michigan . . . . .7 . . .L . .64-69  
 F 21 Marquette . . .19 . . .L . .58-73  
 M 3 Minnesota . . . . .9 . . .W . .61-64%

**1977-78**

D 9 at Providence .14 . . .L . .62-73  
 J 7 at Michigan St. 12 . . .L . .63-74  
 F 14 at Marquette . . .1 . . .L . .64-75  
 M 2 Michigan St. . . .6 . . .L . .75-89

**1978-79**

D 23 Marquette . . .16 . . .W . .65-52  
 D 28 at Louisville . .16 . . .L . .53-70\$  
 J 4 at Michigan St. .1 . . .L . .55-64  
 J 18 Illinois . . . . .8 . . .L . .74-81  
 F 1 Iowa . . . . .15 . . .L . .64-70  
 F 10 at Iowa . . . . .14 . . .L . .65-79  
 M 3 Michigan St. . . .4 . . .W . .83-81

**1979-80**

D 5 at DePaul . . . . .10 . . .L . .77-90  
 J 5 Indiana . . . . .11 . . .W . .52-50  
 J 12 at Iowa . . . . .12 . . .L . .65-66  
 J 24 Purdue . . . . .14 . . .L . .60-73\*  
 J 26 at Ohio State . . .4 . . .W . .72-71  
 F 2 Ohio State . . . . .6 . . .W . .70-67  
 F 16 at Purdue . . . . .15 . . .L . .61-69  
 F 28 at Indiana . . . . .13 . . .L . .52-61

**1980-81**

J 8 at Minnesota . .19 . . .L . .60-76  
 J 15 Iowa . . . . .14 . . .L . .66-76  
 J 24 at Illinois . . . . .15 . . .W . .54-45  
 J 31 Michigan . . . . .17 . . .L . .67-74  
 F 5 at Indiana . . . . .17 . . .L . .64-89  
 F 7 at Michigan . . .14 . . .L . .64-71  
 F 12 Illinois . . . . .20 . . .L . .65-84  
 F 14 Indiana . . . . .20 . . .L . .52-59  
 F 28 at Iowa . . . . .8 . . .L . .75-96

**1981-82**

J 16 Iowa . . . . .5 . . .L . .62-78  
 J 21 Minnesota . . . . .5 . . .L . .57-78  
 F 11 at Minnesota . . .9 . . .L . .60-71  
 F 18 at Indiana . . .20 . . .L . .57-88  
 F 25 at Iowa . . . . .11 . . .L . .55-79

**1982-83**

D 28 Georgetown . .10 . . .L .43-71++  
 J 6 Purdue . . . . .20 . . .L . .64-80  
 J 22 Iowa . . . . .10 . . .W . .65-62  
 J 29 Minnesota . . .16 . . .L . .58-65  
 F 3 at Indiana . . . . .6 . . .L . .73-83  
 F 12 Indiana . . . . .4 . . .L . .56-75  
 F 24 at Iowa . . . . .17 . . .L . .63-93

**1983-84**

J 7 Illinois . . . . .14 . . .L . .62-63\*  
 M 6 Purdue . . . . .11 . . .L . .48-61

M 10 at Illinois . . . . .7 . . .L . .57-81

**1984-85**

J 12 at Indiana . . .11 . . .L . .68-90  
 J 17 Illinois . . . . .11 . . .L . .67-78  
 F 2 Michigan . . . . .10 . . .L . .81-94  
 F 16 at Illinois . . .17 . . .L . .49-68  
 F 20 Iowa . . . . .14 . . .W . .54-53  
 F 28 at Michigan . . . . .3 . . .L . .68-88

**1985-86**

J 19 at Purdue . . .19 . . .L . .73-100  
 F 1 at Michigan . . . . .9 . . .L . .64-91  
 F 6 at Indiana . . .18 . . .L . .69-78  
 F 26 Michigan . . . . .10 . . .L . .74-97  
 M 2 Michigan St. . .17 . . .L . .71-84

**1986-87**

D 30 Pittsburgh . . .17 . . .L .82-98\$\$  
 J 5 at Iowa . . . . .2 . . .L . .63-78  
 J 8 Illinois . . . . .12 . . .L . .66-68  
 J 10 Purdue . . . . .6 . . .L . .48-57  
 J 15 at Indiana . . . . .4 . . .L . .65-103  
 F 5 at Purdue . . . . .7 . . .L . .62-70  
 F 7 at Illinois . . . . .14 . . .L . .74-99  
 F 16 Indiana . . . . .2 . . .L .85-86\*\*\*  
 M 8 Iowa . . . . .6 . . .L . .71-81

**1987-88**

D 28 at UNLV . . . . .15 . . .L .65-102##  
 J 14 at Indiana . . .15 . . .L . .53-55  
 J 16 Illinois . . . . .20 . . .L . .65-80  
 J 21 at Michigan . . . . .7 . . .L . .54-65  
 J 25 Iowa . . . . .16 . . .L . .89-104  
 F 3 at Purdue . . . . .6 . . .L . .62-86  
 F 3 Michigan . . . . .12 . . .L . .67-80  
 M 3 Purdue . . . . .2 . . .L . .56-84  
 M 10 at Iowa . . . . .15 . . .L . .70-103

**1988-89**

J 7 at Ohio State . .14 . . .L . .70-73  
 J 12 at Illinois . . . . .2 . . .L . .80-103  
 J 19 Indiana . . . . .19 . . .L . .58-61\*  
 J 21 Michigan . . . . .6 . . .W . .71-68  
 J 26 at Iowa . . . . .12 . . .L . .70-78  
 F 11 Iowa . . . . .8 . . .W . .65-54  
 F 18 Illinois . . . . .5 . . .W . .72-52  
 F 25 at Michigan . .13 . . .L . .70-92  
 M 9 at Indiana . . . . .6 . . .L . .64-75

**1989-90**

J 4 at Illinois . . . . .4 . . .L . .59-73  
 J 17 Purdue . . . . .24 . . .L . .54-56  
 J 22 Minnesota . . .21 . . .W . .77-75  
 J 25 Illinois . . . . .10 . . .L . .63-66  
 F 1 at Indiana . . .22 . . .L . .61-85  
 F 3 Michigan . . . . .4 . . .L . .63-77  
 F 8 at Michigan St. 23 . . .L . .57-60  
 F 17 at Purdue . . .12 . . .L . .55-62  
 F 22 at Minnesota . .18 . . .L . .67-68  
 M 8 at Michigan . . .13 . . .L . .64-94

**1990-91**

J 12 at Ohio State . . . 4 . . . L . . . 60-92  
 J 17 Iowa . . . . . 24 . . . W . . . 91-79  
 J 30 at Indiana . . . . 4 . . . L . . . 57-73  
 F 9 Michigan St. . . 25 . . . W . . . 84-78\*\*  
 F 14 Ohio State . . . . 2 . . . L . . . 71-73  
 M 2 Indiana . . . . . 5 . . . L . . . 61-74

**1991-92**


J 11 Indiana . . . . . 10 . . . L . . . 63-79  
 J 25 at Michigan . . . 16 . . . L . . . 83-98  
 F 5 at Ohio State . . . 8 . . . L . . . 72-86  
 F 8 Michigan St. . . 11 . . . L . . . 64-79  
 F 12 at Michigan St. 12 . . . L . . . 61-76  
 F 15 Ohio State . . . . 8 . . . L . . . 63-67  
 F 26 Michigan . . . . . 17 . . . W . . . 96-78  
 M 12 at Indiana . . . . 4 . . . L . . . 41-66

**1992-93**

J 9 Michigan . . . . . 3 . . . L . . . 73-98  
 J 13 at Purdue . . . . 17 . . . L . . . 60-76  
 J 16 Minnesota . . . . 19 . . . W . . . 79-70  
 J 20 Ohio State . . . . 24 . . . W . . . 76-67  
 J 23 at Michigan St. 21 . . . W . . . 67-66  
 F 10 at Michigan . . . 4 . . . L . . . 66-85  
 F 13 Purdue . . . . . 18 . . . L . . . 87-90\*\*  
 M 10 at Iowa . . . . . 17 . . . L . . . 65-91  
 M 14 Indiana . . . . . 2 . . . L . . . 80-87

**1993-94**

J 2 Marquette . . . . 24 . . . W . . . 71-52  
 J 12 at Minnesota . . 18 . . . L . . . 53-90  
 J 15 Purdue . . . . . 9 . . . W . . . 75-69  
 J 29 at Michigan . . 15 . . . L . . . 75-79



Sean Mason scored 25 points and had eight rebounds to lead the Badgers to a 61-56 win over No. 9 Purdue on Jan. 10, 1999.

F 12 Minnesota . . . 23 . . . L . . . 78-109  
 F 16 at Purdue . . . . 9 . . . L . . . 64-67  
 M 2 Michigan . . . . . 3 . . . W . . . 71-58  
 M 12 at Indiana . . . 18 . . . L . . . 65-78  
 M 17 Cincinnati . . . 25 . . . W . . . 80-72!  
 M 19 Missouri . . . . . 5 . . . L . . . 96-109!

**1994-95**

J 4 Michigan St. . . 14 . . . L . . . 64-78  
 J 7 at Indiana . . . . 21 . . . L . . . 70-73  
 F 26 at Purdue . . . 21 . . . L . . . 56-66  
 M 11 at Michigan St. 9 . . . L . . . 72-97

**1995-96**

N 20 Villanova . . . . 3 . . . L . . . 58-66!!  
 N 21 UCLA . . . . . 4 . . . L . . . 57-68!!  
 J 3 Michigan . . . . . 21 . . . W . . . 51-46  
 J 13 Iowa . . . . . 11 . . . W . . . 80-71  
 F 7 Purdue . . . . . 14 . . . L . . . 42-75  
 F 28 at Iowa . . . . . 20 . . . L . . . 54-69  
 M 6 Penn State . . . 16 . . . W . . . 54-52

**1996-97**

J 2 at Minnesota . . 15 . . . L . . . 48-65  
 J 4 Indiana . . . . . 12 . . . W . . . 71-58  
 F 6 Michigan . . . . . 13 . . . W . . . 58-53  
 F 12 Illinois . . . . . 20 . . . W . . . 62-45  
 M 5 at Indiana . . . 25 . . . L . . . 66-70  
 M 8 Minnesota . . . . 2 . . . W . . . 66-65

**1997-98**

N 18 Illinois St. . . . 24 . . . W . . . 80-66  
 N 29 Oklahoma . . . 18 . . . W . . . 75-64#  
 D 6 Temple . . . . . 20 . . . L . . . 49-59  
 D 31 Michigan . . . . 18 . . . L . . . 63-76  
 J 31 at Purdue . . . 10 . . . L . . . 59-82  
 F 3 Iowa . . . . . 24 . . . L . . . 76-79  
 F 21 Michigan St. . . 14 . . . L . . . 47-56  
 F 28 at Michigan . . 21 . . . L . . . 70-76  
 M 6 Illinois . . . . . 18 . . . L . . 61-66%%

**1998-99**

D 9 at Temple . . . . 16 . . . W . . . 63-56  
 J 6 Michigan St. . . 12 . . . W . . . 66-51  
 J 10 Purdue . . . . . 9 . . . W . . . 61-56  
 J 23 at Iowa . . . . . 14 . . . W . . . 72-52  
 J 30 Minnesota . . . 19 . . . W . . . 61-50  
 F 3 at Indiana . . . 21 . . . L . . . 60-71  
 F 21 at Michigan St. 4 . . . L . . . 51-56  
 F 24 at Ohio State . 10 . . . L . . . 54-63  
 M 5 Iowa . . . . . 20 . . . W . . 74-50%%  
 M 6 Michigan St. . . 2 . . . L . . 41-56%%

**1999-2000**

N 13 at Syracuse . . 17 . . . L . . . 49-68  
 D 7 Texas . . . . . 10 . . . W . . . 61-45  
 D 29 Temple . . . . . 17 . . . W . . . 62-44  
 J 5 at Indiana . . . 10 . . . L . . . 67-71  
 J 8 Illinois . . . . . 19 . . . W . . . 63-59  
 J 13 Ohio State . . . 17 . . . L . . . 51-53  
 F 2 at Ohio State . . 5 . . . L . . . 48-51

F 12 Michigan St. . . 6 . . . L . . . 44-61  
 F 19 at Michigan St. 6 . . . L . . . 54-59  
 M 5 Indiana . . . . . 14 . . . W . . . 56-53  
 M 10 Purdue . . . . . 22 . . . W . 78-66%%  
 M 11 Michigan St. . . 5 . . . L . . 46-55%%  
 M 18 Arizona . . . . . 4 . . . W . . 66-59!  
 M 23 LSU . . . . . 10 . . . W . . 61-48!  
 M 25 Purdue . . . . . 25 . . . W . . 64-60!  
 A 1 Michigan St. . . 2 . . . L . . 41-53!

**2000-01**

N 21 at Tennessee . . 9 . . . L . . . 56-66  
 N 29 vs. Maryland . 13 . . . W . 78-75\*\$\$\$  
 J 13 at Michigan St. 3 . . . L . . . 59-69\*  
 J 16 Iowa . . . . . 14 . . . W . . . 67-54  
 F 13 at Illinois . . . . 4 . . . L . . . 67-68  
 F 27 Michigan St. . . 3 . . . L . . . 47-51

**2001-02**

D 22 Marquette . . . 14 . . . W . . . 86-73  
 J 2 at Iowa . . . . . 9 . . . L . . . 57-69  
 J 5 Illinois . . . . . 7 . . . W . . . 72-66  
 J 12 at Michigan St. 25 . . . W . . . 64-63  
 J 23 at Illinois . . . . 9 . . . L . . . 48-80  
 F 6 Ohio State . . . 16 . . . W . . 94-92\*  
 F 13 at Indiana . . . 22 . . . W . . . 64-63  
 M 17 vs. Maryland . 4 . . . L . . . 57-87!

**2002-03**

D 14 Marquette . . . 16 . . . L . . . 54-63  
 J 11 at Illinois . . . 10 . . . L . . . 63-69  
 F 5 at Purdue . . . 24 . . . L . . . 60-78  
 M 5 Illinois . . . . . 14 . . . W . . . 60-59  
 M 27 Kentucky . . . . 1 . . . L . . . 57-63


- \*overtime
- \*\*double overtime
- \*\*\*triple overtime
- %forfeit wins
- &ECAC Holiday Festival
- #Big Island Invitational
- @Los Angeles Classic
- +at Chicago Stadium
- =Milwaukee Classic
- !!Maui Invitational
- \$Holiday Classic, Louisville, Ky.
- ++Winston Tire Classic, Los Angeles
- \$\$Rainbow Classic, Honolulu
- ##Rebel Classic, Las Vegas
- !NCAA Tournament
- %%Big Ten Tournament
- \$\$\$ACC-Big Ten Challenge, Milwaukee



# OVERTIME GAMES

Year	Opponent (#OT)	W/L	Score
1912	at Minnesota	W	29-26
1914	Purdue	W	25-20
1915	at Purdue	W	28-24
1916	at Iowa	W	36-31
1917	at Northwestern	W	29-21
1919	at Camp Grant	W	16-15
1920	Ripon	W	19-16
1922	Michigan	W	18-16
1924	DePauw (3)	T	25-25
1926	Michigan	L	23-24
1927	at Chicago	W	33-30
1930	at Indiana	W	23-21
1932	Maryland	W	32-30
	at Northwestern	L	30-31
1933	at Indiana	W	38-37
	Indiana	L	28-29
1935	Michigan State	W	23-21
	Indiana	W	37-27
1936	at Chicago	W	38-36
1937	Ohio State	W	35-33
1939	Purdue	W	32-30
1940	Purdue	L	45-48
1941	Purdue	W	48-42
	at Northwestern	W	48-46
1943	at Notre Dame	L	59-61

1944	Illinois	L	43-45
	Northwestern (2)	W	50-47
	Purdue	L	50-52
1947	Notre Dame	W	53-49
1949	Marquette	W	67-63
1950	at Iowa	W	66-62
1951	at St. Louis	L	48-53
	Illinois	L	69-71
1954	at Tulane	L	55-57
	Illinois	L	64-70
1956	at Ohio State (2)	L	98-100
1957	South Dakota	L	56-58
1960	at Michigan	W	88-82
1961	at Portland	L	71-79
1963	at Michigan State	W	92-89
1964	vs. Princeton	L	87-90
	Indiana (2)	L	80-82
1965	Northwestern	W	93-87
1966	at Ohio State	L	81-87
1967	Cincinnati	L	70-77
	Ohio State	L	84-90
	at Iowa (3)	W	96-95
	Iowa	L	87-90
1971	Indiana (2)	W	94-87
1972	at Indiana	W	66-64
	Indiana	L	76-84
1973	at Marquette (2)	L	73-75
	at Michigan State	L	78-79
1974	at Marquette	L	48-49
	at Minnesota	L	63-64
1975	vs. Georgia	L	89-91
	at Michigan	L	74-75
	Iowa	W	86-85
1976	Ohio State	W	82-81
1977	Michigan State (3)	W	87-83
	at Ohio State	L	80-82
	Iowa (2)	L	93-94
1978	Northern Illinois	W	74-73
1979	Indiana	L	62-68
1980	vs. Nebraska	L	82-83
	at Minnesota	L	76-82
	Purdue	L	60-73
	Michigan	L	69-73
1981	UW-Green Bay (2)	W	68-66
	Minnesota	W	60-58
1984	Nebraska (2)	L	69-71
	Illinois	L	62-63
	at Northwestern	W	61-60
1987	Indiana (3)	L	85-86
1988	Michigan State (2)	W	78-72
1989	Indiana	L	58-61
	Michigan State	W	69-64
1990	at Marquette	W	63-58
	Iowa	W	73-69



**Mike Kelley had 12 assists and just one turnover while playing all 45 minutes as Wisconsin defeated No. 13 Maryland 78-75 in the 2000 ACC/Big Ten Challenge.**

1991	at Oregon	W	72-70
	at Butler (2)	L	88-94
	Michigan	L	68-69
	Michigan State (2)	W	84-78
	Bowling Green	W	87-79
1992	SE Missouri State	W	82-71
1993	Purdue (2)	L	87-90
1996	Temple	W	57-54
	Minnesota	W	73-65
1997	at Temple	W	64-57
1998	Toledo	W	73-68
	Illinois	L	47-53
1999	Ohio State	L	74-78
2001	vs. Maryland	W	78-75
	South Florida	W	63-61
	at Michigan State	L	59-69
2002	Temple (2)	L	67-70
	Ohio State	W	94-92

**Overtime Record:** 51-45-1 (.531)

**Double Overtime:** 5-8 (.385)

**Triple Overtime:** 2-1-1 (.625)

**Home:** 31-26-1 (.543)

**Away:** 20-19 (.513)

**Most Frequent Opp.:** Indiana (11), 5-6 (.455)



**Bob Falk led Wisconsin with 20 points as the Badgers defeated Michigan State in triple overtime, 87-83, on Jan. 29, 1977.**

# COMEBACK WINS

Since 1945 Wisconsin has recorded 34 victories in games in which it has erased a double-figure second-half deficit.

Date	Opponent	Largest Deficit (Time)	Final Score
2/8/47	Minnesota	12 points (early 2nd half)	60-51
2/9/48	Michigan St.	10 points (halftime)	51-39
12/4/48	Marquette	18 points (17:58)	67-63*
1/16/50	Minnesota	10 points (15:15)	57-54
3/3/56	Northwestern	14 points (19:52)	76-70
12/12/59	Loyola (Ill.)	10 points (19:10 and 18:24)	85-67
2/8/64	Purdue	10 points (16:11, 15:20, 14:25 and 13:53)	81-80
12/16/67	at Marquette	10 points (18:18)	70-62
2/10/68	Indiana	10 points (14:33)	95-83
2/3/70	at Illinois	12 points (15:43 and 15:16)	66-65
1/5/76	Ohio State	18 points (halftime) <i>(OSU's biggest lead was 47-25 with 3:38 left in first half)</i>	82-81*
1/20/77	Northwestern	11 points (16:37)	61-60
1/13/79	Michigan	12 points (halftime and 18:48)	77-66
2/2/80	Ohio State	13 points (13:47)	70-67
1/26/80	at Ohio State	11 points (18:09)	72-71
11/29/82	Toledo	17 points (19:34 and 19:00)	79-71
12/1/84	Washington St.	10 points (halftime)	61-59
1/4/89	Minnesota	14 points (11:10)	75-67
2/16/91	at Iowa	13 points (5:47)	56-55
1/23/93	at Michigan St.	12 points (13:09, 12:31 and 11:56)	67-66
12/5/95	at Wright St.	12 points (16:55 and 16:11)	94-91
1/3/96	Michigan	12 points (19:50)	51-46
1/24/96	Minnesota	11 points (halftime)	73-65*
12/4/96	at Temple	10 points (18:35)	64-57*
2/19/97	at Penn State	14 points (16:10)	49-45
2/26/97	Iowa	11 points (14:38)	49-48
11/21/98	Virginia	10 points (18:14)	66-56
11/28/98	at Rhode Island	10 points (18:03 and 10:47)	65-59
1/8/00	Illinois	15 points (halftime and 18:47)	63-59
2/23/00	at Iowa	13 points (17:06)	54-45
3/5/00	Indiana	12 points (11:26 and 10:43)	56-53
1/12/02	at Michigan St.	10 points (15:34)	64-63
2/16/02	at Minnesota	13 points (13:09)	67-62
3/22/03	vs. Tulsa	13 points (3:36)	61-60

\*overtime

**Freddie Owens hit a three-pointer with one second left to give the Badgers a 61-60 win over Tulsa in the second round of the 2003 NCAA Tournament. That capped the greatest comeback in UW history (13 points down with 3:36 remaining).**

## BADGER BUZZER BEATERS

Since 1945, buzzer-beating baskets (last second or as time ran out) have been made 13 times by Wisconsin players. Eleven of those occasions resulted in Badger victories, while two others sent games into overtime.

Date	Opponent (Play description)	Score
12/4/48	Marquette (Dale Bowers FT with 0:00 left sent game into OT)	67-63*
2/13/50	at Iowa (Don Page made two FTs to send game into OT)	66-62*
2/24/79	at Northwestern (Claude Gregory 40-footer at buzzer)	72-70
3/3/79	Michigan State (Wes Matthews 50-footer at buzzer)	83-81
2/27/82	at Northwestern (Brad Sellers tip-in with 0:01 left)	61-60
1/22/90	Minnesota (Patrick Tompkins lay-in at buzzer)	77-75
11/24/90	at Oregon (Jay Peters 23-foot three-pointer with 0:01 left)	72-70*
2/16/91	at Iowa (Brian Good three-pointer at buzzer)	56-55
3/6/96	Penn State (Sean Daugherty 16-footer at buzzer)	54-52
2/5/00	at Minnesota (Roy Boone 10-foot jumper)	66-64
12/27/01	at UW-Milwaukee (Devin Harris steal and lay-up)	81-79
3/5/03	Illinois (Devin Harris FT with 0:00.4 left)	60-59
3/22/03	vs. Tulsa (Freddie Owens three-pointer with one second left)	61-60

\*overtime





# THE LAST TIME

## Wisconsin Team

UW ranked in A.P. top 25: 21st (3/17/03)  
 UW ranked in coaches' top 25: T13th (4/8/03)  
 Played A.P. No. 1-ranked opponent: Lost to Kentucky 63-57  
 (3/27/03)  
 Defeated A.P. No. 1-ranked opponent: Ohio State 86-67  
 (3/3/62)  
 Played A.P. No. 2-ranked opponent: Lost to Michigan St.  
 53-41 (4/1/00)  
 Defeated opponent ranked 3-10 by A.P.: No. 7 Illinois 72-66  
 (1/5/02)  
 Defeated opponent ranked 11-25 by A.P.: No. 14 Illinois 60-59  
 (3/5/03)  
 Defeated A.P. top-25 opponent on the road: at No. 22 Indiana  
 64-63 (2/13/02)

## Wisconsin Individuals

Had a triple-double: never  
 Had a double-double: Alando Tucker (12-10) vs. Michigan  
 (2/26/03)  
 Four players scored in double figures: vs. Weber State (3/20/03)  
 Five players scored in double figures: vs. UNLV (12/7/02)  
 Six players scored in double figures: vs. Eastern Illinois  
 (12/28/95)  
 No Badger scored in double figures: vs. Butler (1/30/01)  
 One Badger scored in double figures: vs. Indiana (3/9/01)  
 Scored 30-39 points: 30, Kirk Penney at Minnesota (2/16/02)  
 Scored 40 or more points: 42, Michael Finley at  
 Eastern Michigan (12/10/94)  
 Two or more Badgers scored 30 points, same game: Joe Franklin  
 (31) and Chuck Nagle (30) vs. Purdue (3/2/68) — only  
 other time this happened in school history was Jack Brens  
 (31) and Ken Siebel (31) vs. Utah (12/28/62)  
 Two or more Badgers scored 20 points, same game: Kirk Penney  
 (23) and Alando Tucker (22) vs. Texas Southern (12/21/02)  
 Perfect at the FT line (10 att.): 12-12, Sean Mason at Penn State  
 (2/14/98)  
 Had 15-19 rebounds: 18, Alando Tucker vs. UNLV (12/7/02)  
 Had 20-29 rebounds: 25, Joe Chrnlich vs. St. Mary's (12/2/76)  
 Had 30 or more rebounds: 30, Paul Morrow vs. Purdue (1/3/53)  
 Had 10 or more assists: 12, Mike Kelley vs. Maryland  
 (11/29/00)  
 Had 5-9 steals: 5, Devin Harris vs. Weber State (3/20/03)  
 Had 10 or more steals: 10, Mike Kelley vs. Texas (12/7/99)  
 Had 5-8 blocked shots: 5, Mark Vershaw vs. UW-Milw.  
 (11/23/99)  
 Had 9 or more blocked shots: 9, Brad Sellers vs. Toledo  
 (11/29/82)

## Wisconsin Team Field Goal Shooting

Shot 50-59 percent: .534 vs. Weber State (3/20/03)  
 Shot 60-69 percent: .607 vs. Penn State (2/1/03)  
 Shot 70 percent or better: .744 vs. Army (12/30/79)  
 Made 30-39 field goals: 31 vs. Weber State (3/20/03)  
 Made 40-49 field goals: 42 vs. Iowa (3/9/94)  
 Made 50 or more field goals: never  
 Attempted 60-69 field goals: 60 at Penn State (2/19/03)

Attempted 70-79 field goals: 70 vs. Rhode Island (12/3/99)  
 Attempted 80-89 field goals: 83 vs. Northwestern (1/28/95)  
 Attempted 100 or more field goals: 102 vs. South Dakota  
 (12/9/72)

## Wisconsin Team 3-Point Field Goal Shooting

Shot 40-49 percent (min. 8 att.): .429 at Minnesota (3/2/03)  
 Shot 50-59 percent (min. 8 att.): .500 vs. Michigan (2/26/03)  
 Shot 60-69 percent (min. 8 att.): .600 vs. Texas Southern  
 (12/21/02)  
 Shot 70-79 percent (min. 8 att.): .706 vs. Michigan (2/16/00)  
 Shot 80-89 percent (min. 8 att.): .889 vs. N. Dakota State  
 (12/10/86)  
 Shot 90 percent or better (min. 8 att.): .900 at Illinois (1/25/97)  
 Made 10-14 3-point field goals: 10 vs. Michigan (2/26/03)  
 Made 15 or more 3-point field goals: 15 vs. Missouri (3/19/94)  
 Attempted 20-29 3-point field goals: 21 vs. Kentucky (3/27/03)  
 Attempted 30-39 3-point field goals: 30 vs. Maryland (11/29/00)  
 Attempted 40 or more 3-point field goals: 40 vs. Temple  
 (12/3/01)

## Wisconsin Free Throw Shooting

Shot 80-89 percent (min. 12 att.): .857 at Minnesota (3/2/03)  
 Shot 90-99 percent (min. 12 att.): .917 vs. Iowa (3/8/02)  
 Shot 100 percent (min. 12 att.): 12-12 vs. Marquette (12/4/90)  
 Made 20-29 free throws: 22 vs. Indiana (2/15/03)  
 Made 30-39 free throws: 36 vs. Ohio State (2/6/02)  
 Made 40 or more free throws: 40 vs. Minnesota (1/12/53)  
 Attempted 30-39 free throws: 32 vs. UW-Milwaukee (11/23/02)  
 Attempted 40-49 free throws: 40 vs. UNLV (12/7/02)  
 Attempted 50-59 free throws: 50 at Indiana (2/12/62)  
 Attempted 60 or more free throws: 61 at Michigan (2/21/53)

## Wisconsin Scoring

Scored 80-89 points: 81 vs. Weber State (3/20/03)  
 Scored 90-99 points: 91 vs. UNLV (12/7/02)  
 Scored 100 or more points: 105 vs. Eastern Illinois (12/28/95)

## Wisconsin Rebounds

Had 40-49 rebounds: 42 vs. Northwestern (1/29/03)  
 Had 50-59 rebounds: 52 vs. Rhode Island (12/3/99)

## Wisconsin Assists

Had 20-29 assists: 20 vs. Purdue (3/10/00)  
 Had 30 or more assists: 30 vs. Iowa (3/9/94)

## Wisconsin Blocked Shots

Had at least 10 blocked shots: 12 vs. Northwestern (3/9/00)

## Wisconsin Steals

Had 10-14 steals: 11 vs. Penn State (2/1/03)  
 Had 15 or more steals: 16 vs. New Hampshire (12/11/02)

# ALL-TIME RESULTS

## 1898-99

Record: 0-3  
 Coach: Dr. J.C. Elsom  
 J 21 UW-Milw. Alumni.....L.....15-25  
 F 18 Lawrence.....L.....18-20  
 M 4 UW-Milw. Alumni.....L.....10-13

## 1899-1900

Record: 1-1  
 Coach: Dr. J.C. Elsom  
 F 17 Minnesota.....L.....15-17  
 F 23 Wayland Academy.....W.....25-15

## 1900-01

Record: 1-1  
 Coach: Dr. J.C. Elsom  
 J 18 Wayland Academy.....W.....35-22  
 F 23 Minnesota.....L.....15-42

## 1901-02

Record: 7-3  
 Coach: Dr. J.C. Elsom  
 D 13 Lewis Institute.....W.....32-21  
 D 14 Armour Institute.....W.....20-14  
 D 27 UW-Milwaukee.....W.....37-18  
 J 1 Yale (N1).....L.....20-35  
 J 4 UW-Milw. Alumni.....W.....48-12  
 J 11 La Crosse YMCA.....W.....59-16  
 J 25 Lawrence.....W.....51-20  
 F 15 Sun Prairie.....W.....18-9  
 F 22 Minnesota.....L.....10-30  
 M 7 Ripon.....L.....21-28  
 N1 — at Milwaukee

## 1902-03

Record: 5-2  
 Coach: Dr. J.C. Elsom  
 N 28 Sheboygan YMCA.....W.....45-16  
 D 19 Dubuque YMCA.....W.....34-14  
 F 21 Minnesota.....L.....11-33  
 F 28 Co. E Fond du Lac.....L.....17-21  
 M 6 Duluth YMCA.....W.....42-16  
 M 7 UW-Superior.....W.....27-9  
 M 13 Wausau YMCA.....W.....37-33

## 1903-04

Record: 11-4  
 Coach: Dr. J.C. Elsom  
 N 27 Sheboygan.....W.....26-24  
 N 28 Milwaukee AC.....L.....18-30

### STEINMETZ GOES FOR 50

Not many players can say they scored two-thirds of their team's points in a game. Early 20th century Badger star guard Chris Steinmetz accomplished this when he poured in 50 of UW's 75 points in a 75-10 victory over Co. G Sparta on Dec. 2, 1904.

D 19 Chicago YMCA.....L.....19-62  
 D 29 Milwaukee West HS.....W.....27-20  
 F 5 Oshkosh YMCA.....W.....39-28  
 F 6 Co. E Fond du Lac.....W.....25-21  
**F 20 Milwaukee AC.....W.....35-13**  
 F 27 N'western Coll. (WI).....W.....41-31  
 M 1 Grinnell.....W.....30-28  
 M 2 Highland Park.....W.....29-21  
 M 3 Sioux City YMCA.....L.....16-44  
 M 4 Nebraska Wesleyan.....W.....47-32  
 M 5 Nebraska.....L.....22-25  
**M 11 Co. G Madison.....W.....22-15**  
 M 18 Co. F Portage.....W.....48-17

## 1904-05

Record: 10-8  
 Coach: Emmett Angell  
 D 2 Co. G Sparta.....W.....75-10  
 D 3 UW-La Crosse.....W.....54-16  
 D 27 Sheboygan.....W.....45-28  
 D 28 Co. G Appleton.....W.....26-12  
 D 29 Co. F Oconto.....W.....55-17  
 D 30 Two Rivers AC.....L.....30-31  
**J 7 Beloit.....W.....80-10**  
 J 12 Ohio State.....L.....22-25  
 J 13 Rochester.....W.....26-17  
 J 14 Wash. Continentals.....L.....22-26  
 J 16 Co. E New York.....L.....27-34  
 J 17 Columbia.....L.....15-21  
 J 18 Institute AC.....L.....20-34  
 J 19 Sharon AC.....W.....41-31  
 J 20 Buckland Guards.....L.....31-34  
 J 21 Oberlin.....L.....31-41  
 M 3 Co. F Portage.....W.....52-28  
 M 17 Chicago.....W.....29-24

## 1905-06

Record: 12-2; Big Ten 6-2 (2nd)  
 Coach: Emmett Angell  
 D 14 Manitowoc.....W.....35-25  
 D 15 Menasha.....W.....30-22  
 D 16 UW-Oshkosh.....W.....30-21  
**J 13 Lawrence.....W.....25-20**  
 J 19 Armour Institute.....W.....37-15  
 J 20 Purdue.....W.....34-14  
**F 3 Purdue.....W.....31-15**  
**F 23 Minnesota.....W.....31-24**  
 M 2 Chicago.....L.....18-35  
 M 3 Illinois.....W.....36-32  
**M 9 Chicago.....W.....22-19**  
**M 10 Illinois #.....W.....1-0**  
**M 16 Co. C Hudson.....W.....31-20**  
 M 17 Minnesota.....L.....10-16  
 # — forfeit

## 1906-07

**BIG TEN CO-CHAMPIONS**  
 Record: 11-3; Big Ten 6-2 (T1st)  
 Coach: Emmett Angell  
**D 8 Milton.....W.....38-14**  
**D 14 Ripon.....W.....41-20**  
**J 4 Columbia.....L.....9-30**  
 J 11 UW-Stout.....W.....29-19  
 J 12 Minnesota.....L.....11-18  
 J 18 Beloit.....W.....38-11  
 J 19 Illinois.....W.....22-16  
 J 25 Purdue.....W.....33-27  
 J 26 Chicago.....L.....14-24  
**F 1 Illinois.....W.....47-13**  
**F 21 Nebraska.....W.....35-31**  
**M 6 Chicago.....W.....22-11**  
**M 9 Minnesota.....W.....31-20**  
**M 15 Purdue.....W.....37-10**

## 1907-08

**BIG TEN CO-CHAMPIONS**  
 Record: 10-2; Big Ten 7-1 (T1st)  
 Coach: Emmett Angell  
**D 14 Beloit.....W.....38-13**  
**D 20 Wisconsin Alumni.....W.....42-22**  
 J 17 Purdue.....W.....28-24  
 J 18 Illinois.....W.....28-20  
**J 23 Purdue.....W.....34-13**  
**J 25 Chicago.....W.....37-17**  
**J 31 Minnesota.....W.....29-16**  
 F 28 Chicago.....L.....19-24  
**M 3 Nebraska.....W.....34-4**  
 M 7 Minnesota.....W.....34-14  
**M 9 Illinois.....W.....27-14**  
**M 12 Chicago #.....L.....16-18**  
 # — Big Ten title playoff game, Madison

## 1908-09

Record: 8-4; Big Ten 5-4 (3rd)  
 Coach: Haskell Noyes  
**D 19 Lawrence.....W.....53-13**  
**J 8 Ripon.....W.....36-10**  
**J 13 Beloit.....W.....52-4**  
 J 15 Purdue.....L.....20-23  
 J 16 Illinois.....L.....19-28  
**J 23 Illinois.....W.....20-10**  
 J 30 Minnesota.....W.....14-13  
**F 6 Chicago.....L.....15-18**  
**F 27 Purdue.....W.....29-6**  
**M 1 Iowa.....W.....30-9**  
 M 6 Chicago.....L.....4-18  
**M 9 Minnesota.....W.....37-14**

## 1909-10

Record: 9-5; Big Ten 7-5 (3rd)  
 Coach: Haskell Noyes  
**D 15 Beloit.....W.....24-9**  
**D 17 Ripon.....W.....32-5**  
**J 8 Northwestern.....W.....55-9**  
 J 21 Illinois.....L.....14-34  
 J 22 Purdue.....L.....17-29  
**J 25 Illinois.....W.....28-16**  
 J 28 Chicago.....L.....14-16  
 J 29 Indiana.....L.....11-13  
**F 5 Minnesota.....W.....24-14**  
 F 25 Minnesota.....L.....9-16  
 F 26 Northwestern.....W.....39-11  
**M 5 Chicago.....W.....11-10**  
**M 7 Indiana.....W.....33-8**  
**M 12 Purdue.....W.....38-14**

## 1910-11

Record: 9-6; Big Ten 6-6 (5th)  
 Coach: Haskell Noyes  
**D 10 Beloit.....W.....32-9**  
**D 17 Ripon.....W.....43-8**  
**J 7 Lawrence.....W.....39-9**  
 J 13 Purdue.....L.....16-34  
 J 14 Northwestern.....W.....29-9  
**J 21 Illinois.....W.....20-17**  
**J 28 Chicago.....W.....46-22**  
**F 3 Indiana.....W.....51-9**  
 F 4 Minnesota.....L.....16-17  
**F 24 Purdue.....W.....45-17**  
**M 1 Minnesota.....L.....13-21**  
 M 4 Chicago.....L.....22-24  
**M 8 Northwestern.....W.....23-11**  
 M 10 Indiana.....L.....18-21  
 M 11 Illinois.....L.....18-21

## 1911-12

**HELMS FOUNDATION NATIONAL CHAMPS**  
**BIG TEN CO-CHAMPIONS**  
 Record: 15-0; Big Ten 12-0 (T1st)  
 Coach: Walter Meanwell  
**D 9 Beloit.....W.....31-18**  
**D 16 Ripon.....W.....54-13**  
 D 20 Beloit.....W.....20-12  
 J 5 Iowa.....W.....38-12  
 J 6 Northwestern.....W.....32-19  
**J 13 Illinois.....W.....27-10**  
**J 20 Minnesota.....W.....22-12**  
 J 27 Chicago.....W.....18-15  
**F 12 Iowa.....W.....30-5**  
**F 17 Indiana.....W.....51-10**  
**F 24 Northwestern.....W.....46-11**  
**M 2 Chicago.....W.....34-24**  
 M 9 Minnesota (OT).....W.....29-26  
 M 15 Illinois.....W.....23-15  
 M 16 Indiana.....W.....32-21

## 1912-13

**BIG TEN CHAMPIONS**  
 Record: 14-1; Big Ten 11-1 (1st)  
 Coach: Walter Meanwell  
**D 7 Ripon.....W.....40-13**  
**D 12 Beloit.....W.....33-10**  
**D 18 Lake Forest.....W.....44-15**  
 J 11 Illinois.....W.....16-15  
 J 13 Purdue.....W.....25-15  
 J 18 Minnesota.....W.....19-11  
**J 21 Ohio State.....W.....22-11**  
**J 25 Chicago.....W.....31-18**  
 F 13 Indiana.....W.....30-19  
 F 15 Ohio State.....W.....27-22  
**F 21 Illinois.....W.....18-13**  
**F 25 Minnesota.....W.....29-11**  
**F 27 Indiana.....W.....48-10**  
**M 1 Purdue.....W.....22-19**  
 M 7 Chicago.....L.....10-23

## 1913-14

**HELMS FOUNDATION NATIONAL CHAMPS**  
**BIG TEN CHAMPIONS**  
 Record: 15-0; Big Ten 12-0 (1st)  
 Coach: Walter Meanwell  
**D 13 Knox.....W.....48-15**  
**D 18 Beloit.....W.....45-15**  
**J 6 Parsons.....W.....50-0**  
 J 10 Illinois.....W.....26-25  
 J 12 Indiana.....W.....57-15  
**J 17 Minnesota.....W.....28-7**  
 J 24 Chicago.....W.....16-14  
**F 10 Northwestern.....W.....38-9**  
**F 13 Purdue (OT).....W.....25-20**  
 F 17 Northwestern.....W.....33-26  
**F 20 Illinois.....W.....29-16**  
**F 24 Indiana.....W.....46-24**  
 F 28 Minnesota.....W.....27-9  
**M 6 Chicago.....W.....25-18**  
 M 10 Purdue.....W.....27-13

## 1914-15

Record: 13-4; Big Ten 8-4 (3rd)  
 Coach: Walter Meanwell  
**D 11 Beloit.....W.....28-16**  
**D 14 Arkansas State.....W.....45-7**  
**D 18 Lawrence.....W.....29-21**  
**J 2 UW-Milwaukee.....W.....21-10**  
**J 5 Grinnell.....W.....41-19**  
 J 9 Indiana.....W.....39-18  
 J 11 Purdue (OT).....W.....28-24

WISCONSIN HISTORY



J 16	Minnesota	.....W	23-20
<b>J 18</b>	<b>Indiana</b>	..... <b>W</b>	<b>47-15</b>
<b>J 23</b>	<b>Chicago</b>	..... <b>L</b>	<b>19-24</b>
F 8	Illinois	.....L	19-39
<b>F 13</b>	<b>Illinois</b>	..... <b>L</b>	<b>17-19</b>
F 16	Ohio State	.....W	26-17
<b>F 19</b>	<b>Purdue</b>	..... <b>W</b>	<b>26-21</b>
<b>F 27</b>	<b>Minnesota</b>	..... <b>W</b>	<b>31-7</b>
<b>M 6</b>	<b>Ohio State</b>	..... <b>W</b>	<b>23-12</b>
M 12	Chicago	.....L	18-30

**1915-16**

**HELMS FOUNDATION NATIONAL CHAMPS  
BIG TEN CHAMPIONS**

Record: 20-1; Big Ten 11-1 (1st)

Coach: Walter Meanwell

<b>D 10</b>	<b>Beloit</b>	..... <b>W</b>	<b>38-11</b>
<b>D 15</b>	<b>Lawrence</b>	..... <b>W</b>	<b>46-16</b>
D 30	Ripon	.....W	27-15
D 30	Ripon Reserves	.....W	41-7
D 31	UW-Milwaukee	.....W	51-12
J 1	UW-Milwaukee Alumni	.....W	24-18
J 1	UW-Milwaukee	.....W	39-8
<b>J 3</b>	<b>Wabash</b>	..... <b>W</b>	<b>24-14</b>
J 8	Purdue	.....W	33-17
J 10	Iowa (OT)	.....W	36-31
<b>J 15</b>	<b>Minnesota</b>	..... <b>W</b>	<b>31-11</b>
<b>J 18</b>	<b>Northwestern</b>	..... <b>W</b>	<b>22-18</b>
J 22	Illinois	.....L	20-27
J 29	Chicago	.....W	29-18
<b>F 14</b>	<b>Neb. Wesleyan</b>	..... <b>W</b>	<b>25-20</b>
<b>F 19</b>	<b>Illinois</b>	..... <b>W</b>	<b>34-14</b>
<b>F 25</b>	<b>Purdue</b>	..... <b>W</b>	<b>35-22</b>
<b>F 28</b>	<b>Iowa</b>	..... <b>W</b>	<b>39-17</b>
M 4	Minnesota	.....W	32-14
<b>M 8</b>	<b>Chicago</b>	..... <b>W</b>	<b>24-12</b>
M 11	Northwestern	.....W	24-21

**1916-17**

Record: 15-3; Big Ten 9-3 (4th)

Coach: Walter Meanwell

<b>D 9</b>	<b>Beloit</b>	..... <b>W</b>	<b>58-11</b>
<b>D 13</b>	<b>Ripon</b>	..... <b>W</b>	<b>30-17</b>
<b>D 16</b>	<b>North Central (IL)</b>	..... <b>W</b>	<b>50-21</b>
<b>D 20</b>	<b>Lawrence</b>	..... <b>W</b>	<b>41-14</b>
D 21	UW-Milwaukee M Club	.....W	35-23
J 3	Ripon	.....W	24-20
J 6	Ohio State	.....W	30-22
J 8	Northwestern (OT)	.....W	29-21
J 13	Minnesota	.....L	25-33
<b>J 20</b>	<b>Illinois</b>	..... <b>W</b>	<b>25-14</b>
<b>J 26</b>	<b>Chicago</b>	..... <b>L</b>	<b>13-21</b>
<b>F 12</b>	<b>Northwestern</b>	..... <b>W</b>	<b>23-21</b>
<b>F 17</b>	<b>Ohio State</b>	..... <b>W</b>	<b>40-15</b>
F 24	Illinois	.....L	17-20
M 3	Chicago	.....W	25-16
<b>M 6</b>	<b>Indiana</b>	..... <b>W</b>	<b>29-14</b>
<b>M 10</b>	<b>Minnesota</b>	..... <b>W</b>	<b>16-13</b>
M 15	Indiana	.....W	18-16

**1917-18**

**BIG TEN CHAMPIONS**

Record: 14-3; Big Ten 9-3 (1st)

Coach: Guy Lowman

<b>D 8</b>	<b>Beloit</b>	..... <b>W</b>	<b>26-21</b>
<b>D 13</b>	<b>Ripon</b>	..... <b>W</b>	<b>33-13</b>
<b>D 15</b>	<b>North Central (IL)</b>	..... <b>W</b>	<b>18-13</b>
<b>D 19</b>	<b>Marquette</b>	..... <b>W</b>	<b>15-14</b>
J 2	Ripon	.....W	35-16
J 5	Northwestern	.....L	17-33
J 8	Iowa	.....W	36-22
J 19	Illinois	.....W	22-21
<b>J 21</b>	<b>Iowa</b>	..... <b>W</b>	<b>34-19</b>
<b>J 26</b>	<b>Purdue</b>	..... <b>W</b>	<b>21-16</b>
F 16	Chicago	.....L	21-23
<b>F 23</b>	<b>Illinois</b>	..... <b>W</b>	<b>23-15</b>
M 2	Minnesota	.....W	18-17
<b>M 7</b>	<b>Northwestern</b>	..... <b>W</b>	<b>26-18</b>

**MR. VERSATILITY**

Emmett Angell led the Badgers to a runner-up finish as a player-coach in the inaugural season of Big Ten basketball (1906). Angell averaged 6.9 points per game as the Badgers rolled up a 12-2 overall record and 6-2 league mark, good for second place behind Minnesota. Angell coached Wisconsin to a 43-15 (.741) record (including the school's first two league titles in 1907 and 1908) in four seasons (1905-08). Angell also was a driving force in establishing basketball at Wisconsin and in the Western Conference (now the Big Ten).

<b>M 9</b>	<b>Chicago</b>	..... <b>W</b>	<b>16-13</b>
M 13	Purdue	.....W	24-18
<b>M 16</b>	<b>Minnesota</b>	..... <b>L</b>	<b>11-19</b>

**1918-19**

Record: 5-11; Big Ten 3-9 (10th)

Coach: Guy Lowman

D 27	Camp Grant (OT)	.....W	16-15
D 28	Great Lakes	.....L	14-43
D 30	UW-Milwaukee	.....W	39-18
<b>J 4</b>	<b>Great Lakes</b>	..... <b>L</b>	<b>12-14</b>
<b>J 11</b>	<b>Northwestern</b>	..... <b>L</b>	<b>15-20</b>
J 18	Minnesota	.....L	11-38
<b>J 25</b>	<b>Illinois</b>	..... <b>L</b>	<b>15-25</b>
<b>F 1</b>	<b>Chicago</b>	..... <b>L</b>	<b>19-24</b>
<b>F 10</b>	<b>Iowa</b>	..... <b>W</b>	<b>29-18</b>
F 15	Illinois	.....L	14-16
F 22	Northwestern	.....L	23-32
F 24	Indiana	.....W	29-16
<b>M 1</b>	<b>Minnesota</b>	..... <b>L</b>	<b>12-23</b>
M 8	Chicago	.....W	25-15
M 10	Iowa	.....L	27-29
<b>M 15</b>	<b>Indiana</b>	..... <b>L</b>	<b>12-22</b>

**1919-20**

Record: 15-5; Big Ten 7-5 (5th)

Coach: Guy Lowman

<b>D 5</b>	<b>UW-River Falls</b>	..... <b>W</b>	<b>36-17</b>
<b>D 13</b>	<b>Ripon (OT)</b>	..... <b>W</b>	<b>19-16</b>
<b>D 16</b>	<b>Beloit</b>	..... <b>W</b>	<b>33-11</b>
D 19	Ripon	.....W	20-13
D 20	UW-Oshkosh	.....W	17-7
J 1	UW-Milwaukee	.....W	36-10
J 3	Great Lakes	.....W	27-19
J 5	Iowa	.....W	35-18
<b>J 10</b>	<b>Great Lakes</b>	..... <b>W</b>	<b>33-15</b>
J 17	Chicago	.....L	19-37
<b>J 19</b>	<b>Iowa</b>	..... <b>L</b>	<b>20-21</b>
J 24	Illinois	.....L	20-43
<b>J 31</b>	<b>Minnesota</b>	..... <b>W</b>	<b>28-12</b>
<b>F 14</b>	<b>Michigan</b>	..... <b>W</b>	<b>40-13</b>
<b>F 21</b>	<b>Illinois</b>	..... <b>W</b>	<b>33-29</b>
<b>F 24</b>	<b>Ohio State</b>	..... <b>W</b>	<b>31-27</b>
F 28	Minnesota	.....L	26-32
M 6	Michigan	.....L	20-23
M 8	Ohio State	.....W	34-22
<b>M 12</b>	<b>Chicago</b>	..... <b>W</b>	<b>26-17</b>

**1920-21**

**BIG TEN CO-CHAMPIONS**

Record: 13-4; Big Ten 8-4 (T1st)

Coach: Walter Meanwell

<b>D 10</b>	<b>Knox</b>	..... <b>W</b>	<b>29-16</b>
<b>D 12</b>	<b>UW-River Falls</b>	..... <b>W</b>	<b>28-8</b>
D 17	UW-La Crosse	.....W	24-12
D 18	Marquette	.....W	23-18
<b>D 29</b>	<b>South Dakota St.</b>	..... <b>W</b>	<b>24-11</b>
J 3	Northwestern	.....L	12-13
J 8	Michigan	.....W	27-24
J 15	Chicago	.....L	27-39
<b>J 22</b>	<b>Illinois</b>	..... <b>W</b>	<b>23-18</b>

<b>J 24</b>	<b>Michigan</b>	..... <b>W</b>	<b>25-17</b>
J 29	Minnesota	.....L	21-22
<b>F 12</b>	<b>Northwestern</b>	..... <b>W</b>	<b>22-10</b>
F 19	Illinois	.....L	9-17
F 21	Ohio State	.....W	40-21
<b>F 26</b>	<b>Chicago</b>	..... <b>W</b>	<b>25-19</b>
<b>M 5</b>	<b>Minnesota</b>	..... <b>W</b>	<b>18-12</b>
<b>M 8</b>	<b>Ohio State</b>	..... <b>W</b>	<b>34-24</b>

**1921-22**

Record: 14-5; Big Ten 8-4 (T2nd)

Coach: Walter Meanwell

<b>D 10</b>	<b>Michigan State</b>	..... <b>W</b>	<b>27-13</b>
<b>D 16</b>	<b>Butler</b>	..... <b>L</b>	<b>20-26</b>
<b>D 17</b>	<b>Ripon</b>	..... <b>W</b>	<b>27-17</b>
<b>D 20</b>	<b>Knox</b>	..... <b>W</b>	<b>15-9</b>
D 22	UW-Milw. M Club	.....W	23-19
D 23	UW-La Crosse	.....W	24-21
<b>J 3</b>	<b>Nebraska</b>	..... <b>W</b>	<b>27-14</b>
J 7	Iowa	.....W	18-15
J 9	Northwestern	.....W	21-9
<b>J 14</b>	<b>Michigan (OT)</b>	..... <b>W</b>	<b>18-16</b>
<b>J 21</b>	<b>Minnesota</b>	..... <b>L</b>	<b>15-17</b>
<b>F 10</b>	<b>Illinois</b>	..... <b>W</b>	<b>25-23</b>
<b>F 13</b>	<b>Iowa</b>	..... <b>L</b>	<b>18-24</b>
F 18	Michigan	.....L	17-18
<b>F 22</b>	<b>Northwestern</b>	..... <b>W</b>	<b>23-11</b>
F 27	Illinois	.....L	35-37
M 4	Minnesota	.....W	34-20
<b>M 8</b>	<b>Chicago</b>	..... <b>W</b>	<b>24-17</b>
M 11	Chicago	.....W	31-24

**1922-23**

**BIG TEN CO-CHAMPIONS**

Record: 12-3; Big Ten 11-1 (T1st)

Coach: Walter Meanwell

<b>D 15</b>	<b>Butler</b>	..... <b>L</b>	<b>13-20</b>
<b>D 19</b>	<b>Lombard</b>	..... <b>W</b>	<b>37-9</b>
<b>J 3</b>	<b>Marquette</b>	..... <b>L</b>	<b>8-9</b>
J 6	Northwestern	.....W	21-10
J 8	Indiana	.....W	17-10
<b>J 13</b>	<b>Chicago</b>	..... <b>W</b>	<b>24-11</b>
J 20	Minnesota	.....W	24-12
F 6	Purdue	.....L	13-17
F 14	Michigan	.....W	18-15
<b>F 19</b>	<b>Michigan</b>	..... <b>W</b>	<b>16-11</b>
<b>F 24</b>	<b>Purdue</b>	..... <b>W</b>	<b>20-19</b>
<b>M 3</b>	<b>Minnesota</b>	..... <b>W</b>	<b>36-10</b>
<b>M 5</b>	<b>Northwestern</b>	..... <b>W</b>	<b>29-17</b>
M 10	Chicago	.....W	33-11
<b>M 12</b>	<b>Indiana</b>	..... <b>W</b>	<b>35-17</b>

**1923-24**

**BIG TEN CO-CHAMPIONS**

Record: 11-5-1; Big Ten 8-4 (T1st)

Coach: Walter Meanwell

<b>D 8</b>	<b>Milliken</b>	..... <b>W</b>	<b>53-13</b>
<b>D 14</b>	<b>DePauw (30T)</b>	..... <b>T</b>	<b>25-25</b>
D 19	Marquette	.....W	27-7
<b>J 2</b>	<b>Franklin College</b>	..... <b>L</b>	<b>18-21</b>
J 5	Indiana	.....W	23-21

J 12	Northwestern	.....W	25-10
<b>J 14</b>	<b>Indiana</b>	..... <b>W</b>	<b>28-27</b>
J 26	Chicago	.....L	18-35
<b>F 12</b>	<b>Butler</b>	..... <b>W</b>	<b>25-23</b>
<b>F 16</b>	<b>Illinois</b>	..... <b>W</b>	<b>13-12</b>
F 23	Ohio State	.....L	13-27
F 25	Illinois	.....L	20-31
<b>M 1</b>	<b>Northwestern</b>	..... <b>W</b>	<b>23-14</b>
<b>M 3</b>	<b>Ohio State</b>	..... <b>W</b>	<b>30-20</b>
M 8	Iowa	.....L	19-22
<b>M 11</b>	<b>Iowa</b>	..... <b>W</b>	<b>36-26</b>
<b>M 15</b>	<b>Chicago</b>	..... <b>W</b>	<b>30-14</b>

**1924-25**

Record: 6-11; Big Ten 3-9 (9th)

Coach: Walter Meanwell

<b>D 12</b>	<b>Wabash</b>	..... <b>W</b>	<b>21-20</b>
<b>D 19</b>	<b>Butler</b>	..... <b>L</b>	<b>16-22</b>
<b>D 22</b>	<b>Grinnell</b>	..... <b>W</b>	<b>29-15</b>
<b>J 6</b>	<b>DePauw</b>	..... <b>W</b>	<b>27-22</b>
J 10	Minnesota	.....L	14-16
<b>J 13</b>	<b>Ohio State</b>	..... <b>L</b>	<b>20-27</b>
J 19	Michigan	.....L	12-14
<b>J 24</b>	<b>Minnesota</b>	..... <b>L</b>	<b>14-25</b>
<b>F 11</b>	<b>Franklin College</b>	..... <b>L</b>	<b>11-26</b>
<b>F 16</b>	<b>Iowa</b>	..... <b>W</b>	<b>16-15</b>
F 21	Illinois	.....L	25-35
<b>F 23</b>	<b>Purdue</b>	..... <b>L</b>	<b>22-30</b>
<b>F 28</b>	<b>Michigan</b>	..... <b>L</b>	<b>16-27</b>
M 3	Iowa	.....W	25-23
<b>M 9</b>	<b>Illinois</b>	..... <b>W</b>	<b>24-9</b>
M 12	Purdue	.....L	26-32
M 14	Ohio State	.....L	23-37

**1925-26**

Record: 8-9; Big Ten 4-8 (T8th)

Coach: Walter Meanwell

<b>D 7</b>	<b>North Dakota St.</b>	..... <b>L</b>	<b>11-16</b>
<b>D 12</b>	<b>South Dakota St.</b>	..... <b>W</b>	<b>48-9</b>
D 18	Marquette	.....W	42-26
<b>J 2</b>	<b>DePauw</b>	..... <b>W</b>	<b>32-31</b>
<b>J 5</b>	<b>Minnesota</b>	..... <b>W</b>	<b>36-24</b>
<b>J 11</b>	<b>Indiana</b>	..... <b>W</b>	<b>33-31</b>
<b>J 16</b>	<b>Chicago</b>	..... <b>L</b>	<b>15-17</b>
<b>J 23</b>	<b>Northwestern</b>	..... <b>W</b>	<b>35-27</b>
<b>F 5</b>	<b>Butler</b>	..... <b>W</b>	<b>31-24</b>
F 13	Chicago	.....W	26-23
F 16	Northwestern	.....L	26-36
<b>F 20</b>	<b>Purdue</b>	..... <b>L</b>	<b>21-29</b>
F 22	Michigan	.....L	13-22
F 26	Purdue	.....L	31-32
<b>M 1</b>	<b>Michigan (OT)</b>	..... <b>L</b>	<b>23-24</b>
M 5	Minnesota	.....L	19-31
M 9	Indiana	.....L	20-35

**1926-27**

Record: 10-7; Big Ten 7-5 (T4th)

Coach: Walter Meanwell

<b>D 17</b>	<b>Franklin College</b>	..... <b>L</b>	<b>24-27</b>
D 22	Marquette	.....W	29-26

**STREAKING**

The longest winning streak in Wisconsin history (29 games) was put together by the 1911-12 and 1912-13 teams. The '11-12 club went 15-0 and the '12-13 squad won its first 14 games before dropping its season finale at the University of Chicago.

**1927-28**

Record: 13-4; Big Ten 9-3 (T3rd)  
Coach: Walter Meanwell

D 10	Coe	.....W	.....18-6
D 16	Butler	.....W	.....25-18
D 19	DePauw	.....W	.....32-17
J 2	Oregon State	.....W	.....36-21
J 7	Ohio State	.....W	.....30-13
J 9	Michigan	.....W	.....26-22
J 14	Minnesota	.....W	.....35-26
J 16	Illinois	.....L	.....33-34
F 7	Notre Dame	.....L	.....14-21
F 11	Minnesota	.....W	.....38-18
F 18	Ohio State	.....W	.....21-18
F 20	Iowa	.....W	.....31-21
F 23	Purdue	.....W	.....28-22
F 25	Purdue	.....L	.....15-31
M 3	Iowa	.....W	.....20-17
M 5	Michigan	.....L	.....19-42
M 9	Illinois	.....W	.....32-22

**1928-29**

**BIG TEN CO-CHAMPIONS**  
Record: 15-2; Big Ten 10-2 (T1st)  
Coach: Walter Meanwell

D 10	Franklin College	.....W	.....37-19
D 15	Pittsburgh (N1)	.....W	.....34-24
D 29	Lombard	.....W	.....29-12
J 1	Carleton	.....W	.....32-24
J 5	Minnesota	.....W	.....29-21
J 7	Michigan	.....L	.....23-31
J 12	Chicago	.....W	.....33-21
J 14	Indiana	.....W	.....24-20
J 19	Minnesota	.....W	.....39-17
J 21	Purdue	.....W	.....31-26
F 12	Bradley	.....W	.....48-22
F 16	Indiana	.....W	.....27-25
F 18	Northwestern	.....W	.....37-23
F 23	Northwestern	.....W	.....31-25
F 25	Purdue	.....W	.....27-24
M 4	Michigan	.....L	.....22-37
M 9	Chicago	.....W	.....19-15

N1 — at Milwaukee

**1929-30**

Record: 15-2; Big Ten 8-2 (2nd)  
Coach: Walter Meanwell

D 14	Monmouth	.....W	.....28-10
D 19	Carleton	.....W	.....27-18
D 28	Lombard	.....W	.....22-11
D 31	Iowa State	.....W	.....34-17
J 4	Northwestern	.....L	.....14-23
J 11	Ohio State	.....W	.....32-25
J 18	Illinois	.....W	.....14-9
J 20	Chicago	.....W	.....33-23
J 23	Indiana (OT)	.....W	.....23-21
F 8	Carroll	.....W	.....22-13
F 11	Marquette	.....W	.....29-15
F 13	Marquette	.....W	.....29-22
F 15	Northwestern	.....W	.....29-22
F 22	Chicago	.....L	.....21-23
F 24	Illinois	.....W	.....23-17

M 3	Ohio State	.....W	.....32-23
M 8	Indiana	.....W	.....34-23

**1930-31**

Record: 8-9; Big Ten 4-8 (T7th)  
Coach: Walter Meanwell

D 13	Carroll	.....W	.....17-14
D 18	Pennsylvania	.....W	.....25-12
D 22	Missouri	.....W	.....37-9
D 30	Marquette	.....L	.....14-16
J 5	Illinois	.....W	.....12-9
J 10	Ohio State	.....L	.....19-29
J 12	Michigan	.....L	.....17-23
J 17	Iowa	.....W	.....24-13
J 19	Minnesota	.....L	.....26-28
J 24	Illinois	.....W	.....30-20
F 9	Washington U.	.....W	.....39-9
F 14	Minnesota	.....L	.....15-42
F 16	Iowa	.....L	.....17-19
F 21	Purdue	.....L	.....27-46
F 23	Ohio State	.....W	.....28-24
F 28	Michigan	.....L	.....15-26
M 2	Purdue	.....L	.....17-24

**1931-32**

Record: 8-10; Big Ten 3-9 (T8th)  
Coach: Walter Meanwell

D 11	Brigham Young	.....W	.....30-16
D 15	Pittsburgh	.....W	.....30-29
D 21	Marquette	.....L	.....23-26
D 30	Maryland (OT)	.....W	.....32-30
J 4	at Northwestern (OT)	.....L	.....30-31
J 9	Michigan	.....L	.....18-24
J 11	Purdue	.....L	.....22-38
J 16	Chicago	.....W	.....24-18
J 18	Northwestern	.....L	.....24-28
F 8	Marquette	.....W	.....18-16
F 10	Butler	.....W	.....28-17
F 15	Indiana	.....L	.....21-33
F 20	Minnesota	.....L	.....17-43
F 22	Chicago	.....W	.....34-23
F 27	Purdue	.....L	.....21-28
F 29	Michigan	.....L	.....13-33
M 5	Indiana	.....W	.....35-26
M 7	Minnesota	.....L	.....21-23

**1932-33**

Record: 7-13; Big Ten 4-8 (8th)  
Coach: Walter Meanwell

D 10	Carleton	.....L	.....29-34
D 17	Marquette	.....L	.....16-18
D 22	Maryland	.....W	.....22-13
D 30	Michigan State	.....W	.....26-16
J 3	Marquette	.....L	.....16-22
J 7	Chicago	.....W	.....26-17
J 9	Iowa	.....W	.....21-19
J 14	Indiana (OT)	.....W	.....38-37
J 16	Northwestern	.....L	.....22-40
F 3	Loyola (IL)	.....W	.....28-26
F 6	Ohio State	.....L	.....30-31
F 11	Illinois	.....L	.....25-38
F 13	Iowa	.....L	.....25-31
F 18	Indiana (OT)	.....L	.....28-29
F 20	Illinois	.....L	.....15-29
F 25	Northwestern	.....L	.....28-30
F 27	UW-Stevens Point	.....L	.....24-28
M 4	Ohio State	.....L	.....20-37
M 6	Chicago	.....W	.....28-16
M 7	Loyola (IL)	.....L	.....24-39

**1933-34**

Record: 14-6; Big Ten 8-4, (T2nd)  
Coach: Walter Meanwell

D 4	Ripon	.....W	.....47-18
D 8	Carleton	.....W	.....38-18
D 11	Carroll	.....W	.....44-17
D 16	Marquette	.....W	.....32-30

D 20	UW-Stevens Point	.....W	.....35-10
D 30	Butler	.....W	.....37-27
J 2	Marquette	.....L	.....26-28
J 6	Illinois	.....L	.....17-20
J 8	Iowa	.....L	.....26-32
J 13	Michigan	.....W	.....34-23
J 15	Purdue	.....L	.....26-27
F 5	Michigan State	.....L	.....22-23
F 10	Minnesota	.....W	.....31-30
F 12	Ohio State	.....W	.....42-23
F 17	Illinois	.....W	.....28-22
F 19	Michigan	.....W	.....32-26
F 24	Ohio State	.....W	.....44-38
F 26	Purdue	.....L	.....25-37
M 3	Iowa	.....W	.....35-32
M 5	Minnesota	.....W	.....34-23

**1934-35**

**BIG TEN CO-CHAMPIONS**  
Record: 15-5; Big Ten 9-3 (T1st)  
Coach: Harold Foster

N 30	Franklin College	.....W	.....34-11
D 7	Carleton	.....W	.....27-26
D 10	Wabash	.....W	.....33-20
D 15	Marquette	.....W	.....29-20
D 22	Marquette	.....L	.....25-33
D 29	Pittsburgh	.....L	.....27-31
D 31	Michigan St. (OT)	.....W	.....23-21
J 5	Purdue	.....L	.....18-19
J 7	Northwestern	.....W	.....16-9
J 12	Indiana	.....W	.....30-23
J 14	Michigan	.....W	.....34-20
J 19	Northwestern	.....L	.....31-36
J 21	Minnesota	.....W	.....38-31
F 9	DePauw	.....W	.....28-27
F 11	Chicago	.....W	.....26-24
F 16	Indiana (OT)	.....W	.....37-27
F 18	Minnesota	.....W	.....28-27
F 23	Michigan	.....W	.....33-19
M 2	Chicago	.....W	.....48-25
M 4	Purdue	.....L	.....24-43

**1935-36**

Record: 11-9; Big Ten 4-8 (8th)  
Coach: Harold Foster

D 2	DePauw	.....W	.....18-16
D 6	Michigan State	.....W	.....26-21
D 9	Hamline	.....W	.....29-20
D 14	Marquette	.....W	.....35-22
D 21	Marquette	.....W	.....46-21
D 23	DePaul	.....L	.....22-27
J 1	Washburn	.....W	.....36-27
J 4	Ohio State	.....L	.....23-44
J 6	Chicago (OT)	.....W	.....38-36
J 11	Illinois	.....L	.....27-29
J 13	Iowa	.....W	.....27-21
J 20	Indiana	.....L	.....24-26
F 8	Butler	.....W	.....28-24
F 10	Ohio State	.....W	.....34-25
F 15	Illinois	.....L	.....20-36
F 17	Iowa	.....L	.....25-32
F 22	Indiana	.....L	.....21-54
F 24	Northwestern	.....L	.....28-33
F 29	Chicago	.....W	.....40-32
M 2	Northwestern	.....L	.....26-49

**1936-37**

Record: 8-12; Big Ten 3-9 (T8th)  
Coach: Harold Foster

D 4	Ball State	.....W	.....38-33
D 7	North Dakota	.....W	.....42-25
D 12	Marquette	.....W	.....29-21
D 19	Marquette	.....W	.....35-29
D 21	Pittsburgh	.....L	.....30-41
D 23	Butler	.....L	.....23-43
D 30	DePaul	.....L	.....17-33
J 4	Purdue	.....L	.....30-43
J 9	Illinois	.....L	.....28-31

J 11	Ohio State	.....L	.....22-28
J 16	Michigan	.....L	.....31-43
J 18	Iowa	.....W	.....29-23
F 6	Michigan State	.....W	.....22-17
F 8	Ohio State (OT)	.....W	.....35-33
F 13	Minnesota	.....L	.....32-37
F 20	Iowa	.....L	.....35-43
F 22	Illinois	.....L	.....31-48
F 27	Minnesota	.....L	.....17-30
M 1	Purdue	.....W	.....46-43
M 6	Michigan	.....L	.....27-41

**1937-38**

Record: 10-10; Big Ten 5-7 (7th)  
Coach: Harold Foster

D 4	Marquette	.....L	.....21-32
D 6	North Dakota	.....W	.....41-22
D 11	Pittsburgh	.....W	.....44-36
D 13	Notre Dame	.....L	.....31-33
D 18	Marquette	.....L	.....32-38
D 31	Missouri	.....W	.....40-29
J 3	Northwestern	.....L	.....38-47
J 8	Minnesota	.....W	.....35-28
J 10	Chicago	.....W	.....50-27
J 15	Purdue	.....L	.....34-40
J 17	Michigan	.....W	.....39-30
F 5	Michigan State	.....W	.....30-27
F 7	Indiana	.....L	.....44-47
F 12	Northwestern	.....L	.....23-27
F 14	Chicago	.....W	.....46-32
F 19	Purdue	.....L	.....39-46
F 21	Michigan	.....L	.....29-58
F 23	Pennsylvania	.....W	.....52-44
F 28	Indiana	.....W	.....34-32
M 5	Minnesota	.....L	.....28-35

**1938-39**

Record: 10-10; Big Ten 4-8 (7th)  
Coach: Harold Foster

D 2	Beloit	.....W	.....41-26
D 5	Marquette	.....W	.....27-26
D 10	Notre Dame	.....W	.....45-39
D 17	Marquette	.....L	.....27-46
D 19	Butler	.....L	.....21-24
D 20	Xavier (OH)	.....W	.....27-26
J 2	Detroit	.....W	.....34-27
J 7	Iowa	.....W	.....28-24
J 9	Chicago	.....L	.....18-28
J 14	Indiana	.....L	.....19-43
J 16	Michigan	.....W	.....42-39
J 21	Illinois	.....L	.....34-37
F 4	Michigan State	.....W	.....39-37
F 6	Purdue	.....L	.....31-39
F 13	Northwestern	.....L	.....27-37
F 18	Purdue (OT)	.....W	.....32-30
F 20	Minnesota	.....L	.....32-34
F 25	Ohio State	.....L	.....38-46
F 27	Minnesota	.....W	.....35-25
M 4	Chicago	.....L	.....33-39

**1939-40**

Record: 5-15; Big Ten 3-9 (9th)  
Coach: Harold Foster

D 4	Carleton	.....W	.....37-19
D 9	Marquette	.....W	.....46-39
D 12	Notre Dame	.....L	.....33-51
D 16	Marquette	.....L	.....28-41
D 30	Nebraska (N1)	.....L	.....43-53
J 2	Stanford	.....L	.....26-39
J 6	Chicago	.....W	.....20-18
J 8	Michigan	.....L	.....39-44
J 13	Purdue	.....L	.....36-49
J 15	Indiana	.....L	.....34-40
F 3	Michigan State	.....L	.....41-48
F 5	Butler	.....L	.....46-50
F 10	Iowa	.....L	.....35-37
F 12	Minnesota	.....W	.....36-34
F 17	Ohio State	.....L	.....35-41



F 19	Illinois	.....L	35-37
<b>F 24</b>	<b>Purdue (OT)</b>	.....L	<b>45-48</b>
F 26	Minnesota	.....L	39-44
<b>M 2</b>	<b>Northwestern</b>	.....L	<b>44-47</b>
<b>M 4</b>	<b>Chicago</b>	.....W	<b>46-31</b>
N1 — at Milwaukee			

F 28	Ohio State	.....W	44-39
M 2	Minnesota	.....W	49-47
<b>M 7</b>	<b>Iowa</b>	.....W	<b>62-45</b>
N1 — at Milwaukee			
N2 — at Chicago Stadium			

<b>F 9</b>	<b>Ohio State</b>	.....L	<b>34-63</b>
<b>F 10</b>	<b>Michigan</b>	.....W	<b>55-44</b>
<b>F 17</b>	<b>Purdue</b>	.....W	<b>64-48</b>
F 19	Iowa	.....L	53-54
<b>F 24</b>	<b>Iowa</b>	.....L	<b>38-68</b>
M 3	Minnesota	.....L	50-54
N1 — at Milwaukee			
N2 — at Chicago Stadium			

**1940-41**

**NCAA CHAMPIONS  
BIG TEN CHAMPIONS**

Record: 20-3; Big Ten 11-1 (1st)  
Coach: Harold Foster

<b>D 2</b>	<b>Ripon (N1)</b>	.....W	<b>39-20</b>
<b>D 7</b>	<b>Marquette</b>	.....W	<b>38-32</b>
<b>D 14</b>	<b>Notre Dame</b>	.....W	<b>44-43</b>
<b>D 18</b>	<b>Pittsburgh</b>	.....L	<b>34-36</b>
D 21	Marquette	.....L	30-40
D 31	Princeton (N2)	.....W	52-40
J 4	Nebraska	.....W	46-31
J 6	Minnesota	.....L	27-44
<b>J 11</b>	<b>Iowa</b>	.....W	<b>49-35</b>
<b>J 13</b>	<b>Purdue (OT)</b>	.....W	<b>48-42</b>
J 20	Michigan	.....W	40-30
J 18	Chicago	.....W	44-37
<b>J 25</b>	<b>Ohio State</b>	.....W	<b>46-31</b>
<b>F 8</b>	<b>Butler</b>	.....W	<b>59-55</b>
F 10	Northwestern (OT)	.....W	48-46
<b>F 15</b>	<b>Illinois</b>	.....W	<b>46-30</b>
F 17	Purdue	.....W	43-42
<b>F 22</b>	<b>Chicago</b>	.....W	<b>65-25</b>
F 24	Indiana	.....W	38-30
<b>M 1</b>	<b>Minnesota</b>	.....W	<b>42-32</b>

NCAA Tournament  
(Eastern Regional, Madison, Wis.)

M 21	Dartmouth	.....W	51-50
M 22	Pittsburgh	.....W	36-30

NCAA Championship  
(Kansas City, Mo.)

M 29	Washington State	.....W	39-34
N1 — at Wisconsin Rapids			
N2 — at Milwaukee			

**1941-42**

Record: 14-7; Big Ten 10-5, (T2nd)  
Coach: Harold Foster

<b>D 1</b>	<b>Carroll</b>	.....W	<b>56-35</b>
<b>D 6</b>	<b>Marquette</b>	.....W	<b>35-34</b>
<b>D 13</b>	<b>Notre Dame</b>	.....W	<b>43-35</b>
D 20	Marquette	.....W	36-25
D 31	Dartmouth (N1)	.....L	49-57
<b>J 3</b>	<b>Illinois</b>	.....L	<b>40-55</b>
J 5	Indiana	.....L	34-38
J 10	Iowa	.....L	45-49
<b>J 12</b>	<b>Chicago</b>	.....W	<b>56-24</b>
J 17	Northwestern (N2)	.....W	49-46
<b>J 19</b>	<b>Michigan</b>	.....W	<b>58-36</b>
<b>J 24</b>	<b>Indiana</b>	.....W	<b>42-36</b>
<b>F 7</b>	<b>Great Lakes</b>	.....L	<b>42-47</b>
F 9	Chicago	.....W	54-20
<b>F 14</b>	<b>Ohio State</b>	.....W	<b>49-39</b>
F 16	Purdue	.....L	34-40
<b>F 21</b>	<b>Northwestern</b>	.....W	<b>59-47</b>
F 23	Illinois	.....L	43-45

**SHUTOUT**

The only shutout in Big Ten basketball history occurred when Wisconsin defeated Parsons 50-0 in Madison on Jan. 6, 1914. The "perfect game" was just part of a perfect season during which Walter Meanwell's Badgers went 15-0.

**1942-43**

Record: 12-9; Big Ten 6-6 (T4th)  
Coach: Harold Foster

<b>D 5</b>	<b>Marquette</b>	.....W	<b>45-36</b>
<b>D 12</b>	<b>Camp Grant</b>	.....W	<b>38-36</b>
D 14	Notre Dame (OT)	.....L	59-61
D 19	Marquette	.....W	50-38
<b>D 21</b>	<b>Oklahoma</b>	.....W	<b>48-37</b>
D 31	Harvard (N1)	.....W	58-41
<b>J 4</b>	<b>Hamline</b>	.....W	<b>41-37</b>
J 9	Northwestern (N2)	.....W	67-65
<b>J 11</b>	<b>Illinois</b>	.....L	<b>40-52</b>
J 15	Michigan	.....L	34-38
J 16	Michigan	.....W	55-34
J 26	Great Lakes	.....L	43-61
<b>J 30</b>	<b>Minnesota</b>	.....W	<b>54-33</b>
<b>F 6</b>	<b>Great Lakes</b>	.....L	<b>48-55</b>
<b>F 8</b>	<b>Chicago</b>	.....W	<b>74-30</b>
<b>F 13</b>	<b>Indiana</b>	.....L	<b>44-51</b>
<b>F 15</b>	<b>Indiana</b>	.....W	<b>57-53</b>
F 20	Illinois	.....L	26-50
<b>F 22</b>	<b>Northwestern</b>	.....L	<b>54-56</b>
F 27	Purdue	.....W	53-45
M 1	Minnesota	.....L	34-48
N1 — at Milwaukee			
N2 — at Chicago Stadium			

**1943-44**

Record: 12-9; Big Ten 9-3 (T2nd)  
Coach: Harold Foster

<b>N 29</b>	<b>DePauw Pre-Flight</b>	..W	<b>28-25</b>
<b>D 4</b>	<b>Marquette</b>	.....L	<b>43-51</b>
D 11	Notre Dame	.....L	31-41
<b>D 13</b>	<b>Camp Grant</b>	.....L	<b>40-51</b>
D 18	Marquette	.....W	40-37
D 31	Notre Dame (N1)	.....W	47-45
<b>J 3</b>	<b>Illinois (OT)</b>	.....L	<b>43-45</b>
J 7	Illinois	.....W	43-38
J 8	Northwestern (N2)	.....L	38-60
<b>J 14</b>	<b>Michigan</b>	.....W	<b>50-41</b>
<b>J 15</b>	<b>Michigan</b>	.....W	<b>42-31</b>
J 29	Minnesota	.....W	49-30
<b>F 4</b>	<b>N'western (20T)</b>	.....W	<b>50-47</b>
<b>F 7</b>	<b>Great Lakes</b>	.....L	<b>40-63</b>
F 11	Indiana	.....W	62-43
F 12	Indiana	.....W	52-31
<b>F 19</b>	<b>Purdue (OT)</b>	.....L	<b>50-52</b>
<b>F 25</b>	<b>Minnesota</b>	.....W	<b>50-33</b>
M 3	DePaul (N2)	.....L	35-48
M 4	Chicago	.....W	74-46
M 5	Great Lakes	.....L	47-63
N1 — at Milwaukee			
N2 — at Chicago Stadium			

**1944-45**

Record: 10-11; Big Ten 4-8 (T6th)  
Coach: Harold Foster

<b>D 2</b>	<b>Lawrence</b>	.....W	<b>48-22</b>
<b>D 9</b>	<b>Marquette</b>	.....L	<b>45-40</b>
<b>D 16</b>	<b>Notre Dame</b>	.....L	<b>46-57</b>
<b>D 20</b>	<b>Iowa Pre-Flight</b>	.....W	<b>51-43</b>
D 23	Marquette	.....W	46-39
D 30	Missouri (N1)	.....W	52-37
<b>J 6</b>	<b>Northwestern</b>	.....L	<b>37-52</b>
J 8	Truax Field	.....W	53-42
<b>J 13</b>	<b>Minnesota</b>	.....W	<b>46-37</b>
<b>J 22</b>	<b>Great Lakes</b>	.....L	<b>51-66</b>
J 27	Northwestern (N2)	.....W	44-43
J 29	Purdue	.....L	34-45
J 29	Michigan	.....L	39-50
F 3	Ohio State	.....L	36-40
F 4	Great Lakes	.....L	49-59

**1945-46**

Record: 4-17; Big Ten 1-11 (9th)  
Coach: Harold Foster

<b>D 1</b>	<b>Carroll</b>	.....W	<b>67-25</b>
<b>D 3</b>	<b>Ripon</b>	.....W	<b>59-24</b>
<b>D 8</b>	<b>Marquette</b>	.....W	<b>42-32</b>
D 15	Notre Dame	.....L	51-65
<b>D 17</b>	<b>Great Lakes</b>	.....L	<b>47-54</b>
D 22	Marquette	.....L	41-62
D 23	Great Lakes	.....L	39-53
J 1	Illinois	.....L	31-56
J 5	Minnesota	.....L	45-59
J 7	Iowa	.....L	50-57
<b>J 12</b>	<b>Purdue</b>	.....L	<b>49-53</b>
J 26	Northwestern (N1)	.....L	34-56
J 28	Purdue	.....L	46-59
<b>F 2</b>	<b>Michigan</b>	.....W	<b>58-57</b>
<b>F 9</b>	<b>Northwestern</b>	.....L	<b>58-63</b>
F 11	Michigan	.....L	56-66
<b>F 16</b>	<b>Iowa</b>	.....L	<b>39-44</b>
F 18	Illinois	.....L	53-72
<b>F 23</b>	<b>Michigan State</b>	.....L	<b>48-59</b>
M 1	Michigan State	.....L	52-56
M 4	Minnesota	.....L	57-58
N1 — at Chicago Stadium			

**1946-47**

**BIG TEN CHAMPIONS**  
Record: 16-6; Big Ten 9-3 (1st)  
Coach: Harold Foster

<b>D 2</b>	<b>Lawrence</b>	.....W	<b>61-43</b>
<b>D 7</b>	<b>Marquette</b>	.....W	<b>65-51</b>
D 9	Butler	.....W	60-52
<b>D 14</b>	<b>Notre Dame (OT)</b>	.....W	<b>53-49</b>
<b>D 18</b>	<b>Oklahoma</b>	.....L	<b>40-56</b>
D 21	Marquette	.....L	47-55
<b>D 23</b>	<b>So. California</b>	.....W	<b>61-56</b>
J 1	Illinois	.....W	53-47
J 4	Iowa	.....W	63-62
<b>J 11</b>	<b>Indiana</b>	.....W	<b>70-49</b>
J 20	Michigan State	.....W	58-48
J 25	Illinois	.....L	37-63
<b>J 27</b>	<b>Northwestern</b>	.....W	<b>45-44</b>
<b>F 3</b>	<b>Iowa</b>	.....W	<b>60-53</b>
<b>F 8</b>	<b>Minnesota</b>	.....W	<b>60-51</b>
F 10	Michigan	.....W	52-51
F 15	Northwestern (N1)	.....W	54-42
<b>F 22</b>	<b>Ohio State</b>	.....L	<b>56-57</b>
F 24	Purdue	.....W	72-60
M 1	Minnesota	.....L	55-58
NCAA Tournament (Eastern Regional, New York City)			
M 20	City College of NY	.....L	56-70
M 22	Navy	.....W	50-49
N1 — at Chicago Stadium			

**1947-48**

Record: 12-8; Big Ten 7-5 (T3rd)  
Coach: Harold Foster

<b>D 6</b>	<b>Marquette</b>	.....W	<b>57-50</b>
<b>D 8</b>	<b>Butler</b>	.....W	<b>61-53</b>
<b>D 12</b>	<b>Pittsburgh</b>	.....W	<b>49-36</b>
D 19	California	.....L	61-73
D 20	California	.....L	44-59
D 22	Oklahoma	.....L	49-75
D 31	Marquette	.....W	67-60
<b>J 3</b>	<b>Illinois</b>	.....W	<b>52-47</b>
<b>J 5</b>	<b>Minnesota</b>	.....W	<b>59-50</b>
J 10	Indiana	.....W	58-54

**FIELD HOUSE FIGHTS**

In addition to being the home of the Wisconsin basketball team, the UW Field House hosted home Badger boxing matches for 28 years. Wisconsin dominated the NCAA boxing scene in those days, winning eight national championships.

<b>J 12</b>	<b>Iowa</b>	.....W	<b>60-51</b>
<b>J 17</b>	<b>Michigan</b>	.....L	<b>39-43</b>
<b>J 19</b>	<b>Purdue</b>	.....W	<b>49-44</b>
J 24	Illinois	.....L	36-57
F 7	Northwestern (N1)	.....W	68-62
<b>F 9</b>	<b>Michigan State</b>	.....W	<b>51-39</b>
F 16	Ohio State	.....L	47-53
F 21	Iowa	.....L	40-62
<b>F 23</b>	<b>Northwestern</b>	.....W	<b>59-54</b>
M 1	Minnesota	.....L	41-46
N1 — at Chicago Stadium			

**1948-49**

Record: 12-10; Big Ten 5-7 (7th)  
Coach: Harold Foster

<b>D 1</b>	<b>Ripon</b>	.....W	<b>66-36</b>
<b>D 4</b>	<b>Marquette (OT)</b>	.....W	<b>67-63</b>
<b>D 9</b>	<b>Missouri</b>	.....W	<b>58-42</b>
<b>D 11</b>	<b>Loyola (IL)</b>	.....L	<b>37-40</b>
D 13	Notre Dame	.....L	54-60
D 21	Southern California	.....L	31-36
D 23	UCLA	.....W	49-46
D 31	Marquette	.....W	60-34
J 3	Illinois	.....L	50-62
<b>J 8</b>	<b>Creighton</b>	.....W	<b>75-39</b>
J 10	Minnesota	.....L	33-47
<b>J 15</b>	<b>Indiana</b>	.....W	<b>58-48</b>
<b>J 17</b>	<b>Ohio State</b>	.....L	<b>54-57</b>
<b>F 5</b>	<b>Illinois</b>	.....L	<b>54-61</b>
F 7	Michigan	.....L	38-40
F 12	Northwestern (N1)	.....W	56-52
F 14	Purdue	.....L	48-53
F 19	Iowa	.....L	60-61
<b>F 21</b>	<b>Northwestern</b>	.....W	<b>57-46</b>
<b>F 26</b>	<b>Western Ontario</b>	.....W	<b>79-45</b>
<b>F 28</b>	<b>Iowa</b>	.....W	<b>70-47</b>
<b>M 5</b>	<b>Minnesota</b>	.....W	<b>45-43</b>
N1 — at Chicago Stadium			

**1949-50**

Record: 17-5; Big Ten 9-3 (2nd)  
Coach: Harold Foster

<b>D 3</b>	<b>Marquette</b>	.....W	<b>63-48</b>
<b>D 6</b>	<b>Kansas State</b>	.....L	<b>56-48</b>
<b>D 8</b>	<b>Oregon State</b>	.....L	<b>36-49</b>
D 10	Loyola (IL)	.....W	68-55
<b>D 13</b>	<b>Notre Dame</b>	.....W	<b>56-48</b>
D 17	Marquette	.....W	62-45
D 20	Missouri	.....L	48-50
D 28	Rutgers (N1)	.....W	68-55
<b>D 30</b>	<b>UCLA</b>	.....W	<b>54-52</b>
<b>J 2</b>	<b>Illinois</b>	.....W	<b>59-50</b>
J 7	Indiana	.....L	59-61
<b>J 14</b>	<b>Michigan</b>	.....W	<b>53-41</b>
<b>J 16</b>	<b>Minnesota</b>	.....W	<b>57-54</b>
F 4	Ohio State	.....L	47-61
F 6	Michigan State	.....W	66-47
F 11	Northwestern (N2)	.....W	66-59
F 13	Iowa (OT)	.....W	66-62
<b>F 18</b>	<b>Iowa</b>	.....W	<b>53-44</b>
<b>F 20</b>	<b>Purdue</b>	.....W	<b>56-45</b>

WISCONSIN HISTORY

F 25 Illinois .....L .....58-76  
**F 27 Northwestern .....W ....67-53**  
 M 4 Minnesota .....W .....60-54  
 N1 — at Iowa City, Iowa  
 N2 — at Chicago Stadium

**1950-51**

Record: 10-12; Big Ten 7-7 (T4th)  
 Coach: Harold Foster

**D 2 Marquette .....W ....49-42**  
**D 8 Loyola (IL).....L .....51-54**  
 D 11 Notre Dame .....L .....61-67  
 D 16 Marquette .....L .....58-61  
 D 18 Kansas State .....L .....58-77  
 D 19 St. Louis (OT).....L .....48-53  
**D 28 San Jose State.....W ....75-59**  
**J 1 Illinois (OT) .....L .....69-71**  
 J 6 Michigan .....W .....61-52  
 J 8 Michigan State.....W .....53-52  
 J 13 Ohio State .....W .....74-67  
**J 15 Northwestern .....W ....68-56**  
**F 1 Butler .....W ....60-35**  
 F 3 Minnesota .....W .....47-44  
**F 5 Ohio State .....W ....56-51**  
 F 10 Illinois .....L .....52-63  
 F 12 Purdue .....L .....46-62  
**F 17 Iowa .....L .....60-73**  
**F 24 Michigan State .....W ....35-29**  
**F 26 Michigan .....L .....50-52**  
**M 3 Purdue .....L .....61-64**  
 M 5 Indiana .....L .....58-68

**1951-52**

Record: 10-12; Big Ten 5-9 (7th)  
 Coach: Harold Foster

**D 1 Marquette .....W ....48-46**  
**D 8 Notre Dame .....L .....53-63**  
**D 13 Loyola (LA) .....W ....66-47**  
**D 17 St. Louis .....W ....55-54**  
 D 22 Marquette .....L .....47-51  
 D 27 Oregon (N1).....L .....82-77  
 D 28 California (N1).....L .....49-68  
**J 5 Purdue .....L .....64-79**  
 J 7 Illinois .....L .....49-53  
**J 12 Ohio State .....W ....58-51**  
 J 19 Northwestern .....W .....74-58  
 J 21 Michigan State.....L .....39-50  
 F 6 Butler .....W .....62-60  
**F 9 Minnesota.....L .....47-54**  
 F 11 Purdue .....L .....67-78  
**F 16 Michigan State.....L .....55-57**  
 F 18 Michigan .....L .....55-56  
**F 23 Indiana .....L .....48-63**  
**F 25 Michigan .....W ....69-53**  
 M 1 Ohio State.....L .....56-69  
 M 3 Iowa .....W .....78-75  
**M 8 Illinois.....W ....58-48**  
 N1 — at San Francisco

**1952-53**

Record: 13-9; Big Ten 10-8 (5th)  
 Coach: Harold Foster

**D 5 Marquette .....W ....76-55**  
 D 8 Loyola (LA) .....W .....81-60  
**D 15 Iowa .....W ....75-70**  
 D 20 Purdue .....L .....59-65  
**D 26 California.....W ....64-57**  
 D 27 Oregon (N1).....L .....64-66  
 D 29 Iowa .....L .....66-83  
**J 3 Purdue .....W ....50-46**  
 J 5 Minnesota.....L .....53-64  
 J 10 Illinois .....L .....61-71  
**J 12 Minnesota .....W ....76-74**  
 J 17 Northwestern .....W .....78-56  
**J 19 Ohio State .....W ....64-51**  
**F 7 Illinois .....L .....61-65**  
 F 9 Indiana .....L .....48-66  
**F 14 Michigan .....W ....75-63**

**F 16 Indiana .....L .....70-72**  
 F 21 Michigan .....W .....74-52  
 F 23 Michigan State .....L .....45-53  
 F 28 Ohio State .....W .....69-63  
**M 7 Northwestern .....W ....74-58**  
**M 9 Michigan State .....W ....58-51**  
 N1 — at Iowa City, Iowa

**1953-54**

Record: 12-10; Big Ten 6-8 (T5th)  
 Coach: Harold Foster

**D 1 Butler .....W ....70-54**  
 D 4 Marquette .....W .....64-56  
 D 7 Loyola (IL) .....W .....75-54  
**D 12 Missouri .....W ....64-53**  
**D 14 Oklahoma .....L .....65-69**  
 D 19 LSU .....W .....82-66  
 D 21 Tulane (OT).....L .....55-57  
**D 28 Denver .....W ....67-48**  
**J 2 Purdue .....W ....66-57**  
 J 4 Indiana .....L .....67-70  
 J 9 Iowa .....L .....54-71  
**J 11 Northwestern .....W ....64-47**  
**J 16 Indiana .....L .....74-90**  
 J 18 Michigan State.....W .....57-53  
 F 6 Ohio State .....W .....79-73  
**F 13 Illinois (OT) .....L .....64-70**  
**F 15 Minnesota.....L .....68-78**  
**F 20 Michigan .....W ....77-56**  
 F 22 Illinois .....L .....64-66  
 F 27 Purdue .....L .....66-71  
**M 1 Michigan State .....W ....79-56**  
 M 6 Minnesota.....L .....73-78

**1954-55**

Record: 10-12; Big Ten 5-9 (T6th)  
 Coach: Harold Foster

D 4 Notre Dame .....L .....61-72  
**D 6 Western Michigan...W ....80-68**  
 D 11 Oklahoma.....W .....77-66  
 D 13 Missouri .....L .....56-67  
**D 18 LSU.....W ....107-68**  
**D 20 Tulane .....L .....66-69**  
**D 29 Princeton .....W ....66-64**  
 J 1 Illinois .....W .....79-64  
**J 3 Iowa .....L .....69-86**  
 J 8 Michigan State .....L .....77-94  
 J 10 Michigan .....L .....63-90  
**J 15 Indiana .....W ....77-66**  
 J 17 Butler .....W .....57-53  
**F 5 Michigan State.....L .....70-73**  
 F 7 Indiana .....L .....58-65  
**F 12 Ohio State .....W ....86-63**  
 F 14 Purdue .....L .....63-75  
**F 19 Illinois .....L .....71-99**  
**F 21 Minnesota.....L .....69-71**  
 F 26 Northwestern .....L .....72-80  
**F 28 Purdue .....W ....75-73**  
 M 5 Minnesota .....W .....78-72

**1955-56**

Record: 6-16; Big Ten 4-10 (T8th)  
 Coach: Harold Foster

**D 1 Butler .....L .....63-67**  
 D 5 Notre Dame .....W .....70-66  
**D 10 Kansas .....L .....66-74**  
**D 12 So. Methodist .....L .....62-75**  
**D 19 Nebraska .....W ....71-52**  
 D 28 Washington .....L .....53-54  
 D 29 California .....L .....55-62  
 D 30 Stanford .....L .....53-65  
**J 2 Purdue .....L .....66-78**  
**J 7 Indiana .....L .....71-75**  
 J 9 Illinois (8) .....L .....77-96  
 J 14 Ohio State (7) (2OT).....L .....98-100  
**J 16 Michigan .....W ....69-58**  
 F 4 Northwestern .....W .....79-55  
**F 6 Iowa .....L .....74-78**

**F 11 Minnesota.....L .....71-77**  
 F 13 Indiana .....W .....69-67  
 F 18 Iowa .....L .....66-80  
**F 20 Ohio State.....L .....71-79**  
 F 25 Michigan .....L .....68-78  
 F 27 Michigan State .....L .....82-89  
**M 3 Northwestern .....W ....76-70**

**1956-57**

Record: 5-17; Big Ten 3-11 (9th)  
 Coach: Harold Foster

**D 1 South Dakota (OT) ....L .....56-58**  
 D 3 Butler .....L .....50-54  
**D 8 Notre Dame .....L .....55-75**  
 D 10 Nebraska.....L .....51-53  
**D 15 Washington U. ....W ....41-38**  
 D 20 Bradley .....L .....62-74  
 D 22 Kansas (1) .....L .....62-83  
**D 29 Yale .....W ....64-46**  
 J 5 Northwestern .....L .....54-75  
 J 7 Indiana .....L .....68-79  
**J 12 Illinois (10) .....L .....63-79**  
 J 14 Michigan .....L .....62-71  
**J 19 Iowa .....L .....47-70**  
**J 21 Ohio State .....L .....64-67**  
**F 11 Michigan .....W ....70-65**  
 F 16 Ohio State .....L .....50-63  
 F 18 Minnesota .....L .....53-85  
**F 23 Indiana .....L .....74-85**  
**F 25 Michigan State.....L .....62-78**  
 M 2 Purdue .....L .....66-85  
**M 4 Northwestern .....W ....82-69**  
 M 9 Iowa .....W .....60-59

**1957-58**

Record: 8-14; Big Ten 3-11 (10th)  
 Coach: Harold Foster

**D 2 South Dakota.....W ....63-56**  
**D 7 Notre Dame .....L .....53-75**  
 D 9 Washington U. ....W .....43-33  
**D 16 Rice .....W ....67-62**  
**D 19 Butler .....W ....59-58**  
 D 27 New Mexico (N1).....W .....61-59  
 D 28 Wyoming (N1) .....L .....65-93  
 D 30 Utah .....L .....70-72

**J 4 Illinois .....L .....59-64**  
 J 6 Michigan .....L .....49-70  
**J 11 Ohio State .....W ....67-64**  
 J 13 Illinois .....W .....71-70  
 J 18 Purdue .....L .....47-62  
**J 20 Michigan State .....W ....66-52**  
**F 8 Minnesota.....L .....66-71**  
**F 10 Indiana .....L .....87-93**  
**F 15 Purdue.....L .....76-81**  
 F 17 Iowa .....L .....61-74  
 F 22 Michigan State .....L .....59-93  
 F 24 Minnesota.....L .....63-71  
 M 1 Northwestern .....L .....65-82  
**M 3 Michigan .....L .....65-72**  
 N1 — New Mexico Classic, Albuquerque

**1958-59**

Record: 3-19; Big Ten 1-13 (10th)  
 Coach: Harold Foster

**D 2 Marquette.....L .....47-76**  
 D 6 Rice .....L .....37-78  
 D 8 Southern Methodist .....L .....63-81  
**D 13 Notre Dame.....W ....56-54**  
**D 15 Missouri .....W ....68-60**  
**D 19 Washington .....L .....48-62**  
 D 20 California (N1) .....L .....53-68  
 D 30 Butler .....L .....55-69  
 J 3 Minnesota.....L .....66-79  
**J 5 Illinois .....L .....51-77**  
 J 10 Purdue .....L .....61-84  
**J 12 Michigan .....L .....74-84**  
**F 2 Michigan State (7)....L .....57-88**  
 F 7 Ohio State.....L .....72-78  
**F 9 Purdue .....W ....91-86**  
**F 14 Iowa .....L .....84-94**  
 F 16 Illinois .....L .....54-93  
**F 21 Minnesota.....L .....50-69**  
 F 23 Michigan .....L .....63-87  
**F 28 Northwestern .....L .....82-86**  
 M 2 Michigan State (6) .....L .....73-93  
 M 7 Indiana .....L .....71-97  
 N1 — at Iowa City, Iowa


**1959-60**

Record: 8-16; Big Ten 4-10 (9th)  
 Coach: John Erickson

**D 1 Butler .....L .....82-88**  
**D 5 Iowa State .....L .....53-71**  
 D 7 Notre Dame .....L .....58-78  
**D 12 Loyola (IL) .....W ....85-67**

**AB NICHOLAS**

A two-time all-Big Ten performer for the Badgers, Ab Nicholas was one of Wisconsin's top players during the early 1950s. Nicholas earned letters in 1950, '51 and '52 as a guard for the Badgers. He earned all-league acclaim in 1951 and 1952 and was named the UW's MVP in those two seasons, as well. Nicholas was a Look Magazine second-team all-America choice in 1952. His 982 career points made him the all-time school scoring leader at the time of his graduation from the UW. Nicholas went on to serve as a member of the UW Board of Regents and is a member of the UW Athletic Hall of Fame. In 1995, Nicholas, along with his wife Nancy Johnson-Nicholas (also a UW graduate), gave \$10 million toward the construction of the Kohl Center. The Nicholas-Johnson Pavilion, adjacent to the Kohl Center, now bears their names.





**UW'S TITLES**

**NATIONAL**

Helms Foundation, 1911-12  
 Helms Foundation, 1913-14  
 Helms Foundation, 1915-16  
 Helms Foundation, 1940-41  
 NCAA, 1941

**BIG TEN**

1907	1923
1908	1924
1912	1929
1913	1935
1914	1941
1916	1947
1918	2002
1921	2003

D 14	Missouri	L	66-78
D 19	Marquette	L	66-84
<b>D 21</b>	<b>Stanford</b>	<b>W</b>	<b>61-60</b>
D 26	Boston College (N1)	W	95-82
D 28	Canisius (N1)	L	65-80
<b>J 2</b>	<b>Michigan State</b>	<b>L</b>	<b>79-91</b>
<b>J 4</b>	<b>Iowa</b>	<b>L</b>	<b>64-71</b>
J 9	Purdue	L	69-99
<b>J 11</b>	<b>Northwestern</b>	<b>L</b>	<b>69-77</b>
<b>J 27</b>	<b>North Dakota</b>	<b>W</b>	<b>92-80</b>
J 30	Minnesota	L	72-86
<b>F 6</b>	<b>Indiana</b>	<b>L</b>	<b>85-97</b>
<b>F 8</b>	<b>Ohio State (4)</b>	<b>L</b>	<b>69-106</b>
F 13	Indiana	L	71-91
F 15	Iowa	W	63-58
<b>F 20</b>	<b>Illinois</b>	<b>W</b>	<b>75-63</b>
F 22	Michigan (OT)	W	88-82
F 27	Ohio State (2)	L	68-93
F 29	Northwestern	L	59-73
<b>M 5</b>	<b>Purdue</b>	<b>W</b>	<b>89-80</b>

N1 — Queen City Tournament, Buffalo, N.Y.

**1960-61**

Record: 7-17; Big Ten 4-10 (8th)  
 Coach: John Erickson

D 1	Butler	L	58-73
<b>D 3</b>	<b>Air Force</b>	<b>W</b>	<b>80-67</b>
D 5	Iowa State	L	76-88
<b>D 10</b>	<b>Marquette</b>	<b>W</b>	<b>55-51</b>
D 17	Bradley (2)	L	66-88
<b>D 20</b>	<b>Nevada</b>	<b>W</b>	<b>89-56</b>
D 28	Oregon State (N1)	L	54-56
D 29	Portland (N1) (OT)	L	71-79
D 30	Washington St. (N1)	L	72-78
J 7	Michigan State	W	74-71
<b>J 9</b>	<b>Iowa (6)</b>	<b>L</b>	<b>68-76</b>
J 28	Loyola (IL)	L	79-87
<b>J 30</b>	<b>Ohio State (1)</b>	<b>L</b>	<b>68-100</b>
F 4	Purdue	L	58-69
F 6	Illinois	L	73-77
F 11	Northwestern	L	52-54
F 13	Iowa (9)	L	61-63
<b>F 18</b>	<b>Indiana</b>	<b>L</b>	<b>84-98</b>
<b>F 20</b>	<b>Minnesota</b>	<b>W</b>	<b>83-75</b>
F 25	Ohio State (1)	L	74-97
<b>F 27</b>	<b>Michigan</b>	<b>W</b>	<b>76-68</b>
<b>M 4</b>	<b>Northwestern</b>	<b>W</b>	<b>75-61</b>
M 6	Indiana	L	69-80
<b>M 11</b>	<b>Purdue</b>	<b>L</b>	<b>81-88</b>

N1 — Far West Classic, Portland, Ore.

**1961-62**

Record: 17-7; Big Ten 10-4 (2nd)  
 Coach: John Erickson

<b>D 2</b>	<b>South Dakota</b>	<b>W</b>	<b>99-63</b>
<b>D 4</b>	<b>Florida State</b>	<b>W</b>	<b>64-63</b>
<b>D 9</b>	<b>Cincinnati</b>	<b>L</b>	<b>67-86</b>
<b>D 11</b>	<b>Washington U.</b>	<b>W</b>	<b>91-63</b>
<b>D 16</b>	<b>Pacific</b>	<b>W</b>	<b>92-68</b>
D 20	Marquette	L	75-92
D 26	Providence (N1)	W	95-84
D 28	Dayton (N1)	W	105-93
D 30	Cincinnati (N1) (2)	L	71-101
<b>J 6</b>	<b>Iowa</b>	<b>W</b>	<b>91-79</b>
J 8	Michigan State	W	83-78
<b>J 23</b>	<b>North Dakota St.</b>	<b>W</b>	<b>102-50</b>
<b>J 27</b>	<b>Purdue</b>	<b>W</b>	<b>89-86</b>
J 29	Illinois	W	85-81
F 3	Minnesota	W	94-88
<b>F 5</b>	<b>Michigan</b>	<b>L</b>	<b>74-81</b>
<b>F 10</b>	<b>Michigan State</b>	<b>W</b>	<b>77-72</b>
F 12	Indiana	W	105-94
F 17	Michigan	L	65-84
<b>F 19</b>	<b>Illinois</b>	<b>W</b>	<b>103-101</b>
F 24	Northwestern	W	65-64
<b>F 26</b>	<b>Minnesota</b>	<b>L</b>	<b>90-92</b>
<b>M 3</b>	<b>Ohio State (1)</b>	<b>W</b>	<b>86-67</b>
M 10	Iowa	L	64-81

N1 — ECAC Holiday Festival, New York City

**1962-63**

Record: 14-10; Big Ten 7-7 (6th)  
 Coach: John Erickson

D 1	Air Force	W	72-64
D 3	Arizona	L	46-51
<b>D 8</b>	<b>Texas-El Paso</b>	<b>W</b>	<b>73-59</b>
<b>D 10</b>	<b>Indiana State</b>	<b>L</b>	<b>86-87</b>
<b>D 15</b>	<b>Miami (OH)</b>	<b>W</b>	<b>84-58</b>
<b>D 19</b>	<b>Marquette</b>	<b>W</b>	<b>76-58</b>
<b>D 22</b>	<b>UCLA</b>	<b>L</b>	<b>63-77</b>
D 28	Utah (N1)	W	94-72
D 29	Marquette (N1)	W	70-56
J 5	Purdue	W	74-66
<b>J 12</b>	<b>Michigan State</b>	<b>L</b>	<b>68-75</b>
J 14	Iowa	L	56-65
<b>J 26</b>	<b>St. John's (NY)</b>	<b>W</b>	<b>85-52</b>
<b>F 2</b>	<b>Minnesota</b>	<b>L</b>	<b>68-69</b>
F 4	Michigan	W	81-78
F 9	Ohio State	L	70-94
<b>F 11</b>	<b>Illinois (4)</b>	<b>W</b>	<b>84-77</b>
<b>F 16</b>	<b>Northwestern</b>	<b>W</b>	<b>78-65</b>
F 18	Minnesota	L	48-72
F 23	Illinois (6)	L	77-89
<b>F 25</b>	<b>Indiana</b>	<b>W</b>	<b>102-96</b>
M 2	Michigan State (OT)	W	92-89
<b>M 4</b>	<b>Iowa</b>	<b>W</b>	<b>75-69</b>
<b>M 9</b>	<b>Michigan</b>	<b>L</b>	<b>80-82</b>

N1 — Milwaukee Classic

**1963-64**

Record: 8-16; Big Ten 2-12 (10th)  
 Coach: John Erickson

<b>D 2</b>	<b>Kent</b>	<b>W</b>	<b>88-77</b>
<b>D 7</b>	<b>Ohio</b>	<b>L</b>	<b>76-77</b>
<b>D 10</b>	<b>Pittsburgh</b>	<b>W</b>	<b>85-83</b>
D 14	Cincinnati (6)	L	60-65
<b>D 17</b>	<b>Gonzaga</b>	<b>W</b>	<b>115-71</b>
D 20	Kentucky (N1) (2)	L	85-108
D 21	Princeton (N1) (OT)	L	87-90
D 27	Dartmouth (N2)	W	94-68
D 28	Georgia Tech (N2)	W	104-84
<b>J 4</b>	<b>Ohio State (8)</b>	<b>L</b>	<b>85-101</b>
J 6	Michigan State	L	90-106
J 11	Northwestern	L	63-76
<b>J 13</b>	<b>Iowa</b>	<b>W</b>	<b>79-61</b>
J 28	Marquette	W	72-68
F 1	Minnesota	L	92-111
<b>F 8</b>	<b>Purdue</b>	<b>W</b>	<b>81-80</b>
<b>F 11</b>	<b>Northwestern</b>	<b>L</b>	<b>64-72</b>

F 15	Ohio State	L	74-92
<b>F 17</b>	<b>Indiana (20T)</b>	<b>L</b>	<b>80-82</b>
<b>F 22</b>	<b>Michigan (2)</b>	<b>L</b>	<b>59-103</b>
F 24	Indiana	L	82-108
F 29	Purdue	L	83-97
<b>M 2</b>	<b>Minnesota</b>	<b>L</b>	<b>96-105</b>
M 7	Illinois	L	73-97

N1 — Kentucky Invitational, Lexington  
 N2 — Milwaukee Classic

**1964-65**

Record: 9-13; Big Ten 4-10 (8th)  
 Coach: John Erickson

<b>D 1</b>	<b>Houston</b>	<b>W</b>	<b>76-65</b>
D 8	Pittsburgh	W	80-63
<b>D 12</b>	<b>Bowling Green</b>	<b>W</b>	<b>87-56</b>
<b>D 15</b>	<b>Illinois</b>	<b>L</b>	<b>56-70</b>
D 18	Boston College (N1)	L	85-86
D 19	Marquette (N1)	L	61-62
D 26	Boston College (N2)	W	70-69
J 4	Iowa	L	62-92
J 9	Minnesota	L	57-81
<b>J 11</b>	<b>Purdue</b>	<b>W</b>	<b>76-66</b>
<b>J 13</b>	<b>Marquette</b>	<b>L</b>	<b>58-59</b>
J 30	Ohio State	L	86-98
F 1	Notre Dame	W	98-90
<b>F 6</b>	<b>Ohio State</b>	<b>L</b>	<b>71-73</b>
F 13	Purdue	L	74-83
<b>F 16</b>	<b>Minnesota (9)</b>	<b>L</b>	<b>91-101</b>
F 20	Indiana (7)	L	87-101
<b>F 23</b>	<b>Northwestern (OT)</b>	<b>W</b>	<b>93-87</b>
<b>F 27</b>	<b>Michigan State</b>	<b>W</b>	<b>99-89</b>
M 2	Michigan (1)	L	75-98
M 6	Northwestern	W	88-76
<b>M 8</b>	<b>Indiana</b>	<b>L</b>	<b>73-92</b>

N1 — Milwaukee Classic  
 N2 — Rainbow Classic, Honolulu

**1965-66**

Record: 11-13; Big Ten 6-8 (7th)  
 Coach: John Erickson

<b>D 1</b>	<b>Nebraska</b>	<b>L</b>	<b>88-101</b>
<b>D 4</b>	<b>Notre Dame</b>	<b>W</b>	<b>97-79</b>
D 11	Houston	L	57-82
<b>D 14</b>	<b>Illinois</b>	<b>L</b>	<b>70-90</b>
D 17	Washington (N1)	L	67-81
D 18	West Virginia (N1)	L	93-101
<b>D 20</b>	<b>Montana</b>	<b>W</b>	<b>76-72</b>
D 22	Cincinnati	L	74-87
<b>D 29</b>	<b>Pennsylvania</b>	<b>W</b>	<b>84-70</b>
J 3	Marquette	W	73-72
<b>J 8</b>	<b>Iowa (7)</b>	<b>W</b>	<b>69-68</b>
J 11	Illinois	L	64-80
<b>J 27</b>	<b>Hardin-Simmons</b>	<b>W</b>	<b>83-63</b>
<b>J 29</b>	<b>Michigan</b>	<b>L</b>	<b>67-69</b>
J 31	Ohio State (OT)	L	81-87
F 5	Michigan State	L	65-79
<b>F 7</b>	<b>Indiana</b>	<b>W</b>	<b>79-78</b>
F 12	Michigan (10)	L	102-120
<b>F 19</b>	<b>Michigan State</b>	<b>W</b>	<b>78-77</b>
F 21	Northwestern	L	65-76
F 26	Iowa	L	70-80
<b>F 28</b>	<b>Northwestern</b>	<b>W</b>	<b>90-62</b>
<b>M 5</b>	<b>Purdue</b>	<b>W</b>	<b>69-68</b>
M 7	Minnesota	W	87-74

# — Milwaukee Classic

**1966-67**

Record: 13-11; Big Ten 8-6 (4th)  
 Coach: John Erickson

<b>D 3</b>	<b>Cincinnati (10) (OT)</b>	<b>L</b>	<b>70-77</b>
D 10	Bowling Green	L	69-81
<b>D 13</b>	<b>Iowa State</b>	<b>W</b>	<b>80-73</b>
D 16	Fordham (N1)	W	67-66
D 17	South Carolina (N1)	W	88-84
D 19	Illinois	L	74-87
D 28	UCLA (N2) (1)	L	56-100
D 29	Michigan (N2)	L	88-98

D 30	Arizona (N2)	W	104-77
<b>J 4</b>	<b>Marquette</b>	<b>L</b>	<b>60-66</b>
J 7	Purdue	W	79-76
<b>J 10</b>	<b>Michigan</b>	<b>W</b>	<b>98-90</b>
<b>J 25</b>	<b>South Dakota</b>	<b>W</b>	<b>94-53</b>
J 28	Michigan State	L	61-68
<b>F 4</b>	<b>Ohio State (OT)</b>	<b>L</b>	<b>84-90</b>
F 11	Indiana	L	81-93
<b>F 14</b>	<b>Minnesota</b>	<b>W</b>	<b>85-75</b>
F 18	Iowa (30T)	W	96-95
<b>F 21</b>	<b>Northwestern</b>	<b>W</b>	<b>110-94</b>
<b>F 25</b>	<b>Michigan State</b>	<b>W</b>	<b>68-64</b>
F 28	Northwestern	L	82-91
M 4	Michigan (N3)	W	80-79
<b>M 7</b>	<b>Iowa (OT)</b>	<b>L</b>	<b>87-90</b>
<b>M 11</b>	<b>Illinois</b>	<b>W</b>	<b>102-92</b>

N1 — Milwaukee Classic  
 N2 — Los Angeles Classic  
 N3 — at Detroit

**1967-68**

Record: 13-11; Big Ten 7-7 (5th)  
 Coach: John Erickson

<b>D 2</b>	<b>DePauw</b>	<b>W</b>	<b>90-68</b>
<b>D 5</b>	<b>Notre Dame</b>	<b>L</b>	<b>73-81</b>
<b>D 9</b>	<b>SMU</b>	<b>W</b>	<b>120-82</b>
D 15	LSU (N1)	W	96-94
D 16	Marquette (N1)	W	70-62
<b>D 20</b>	<b>Florida</b>	<b>W</b>	<b>86-81</b>
D 27	Pennsylvania (N2)	W	86-67
D 28	Temple (N2)	L	80-82
D 29	Duquesne (N2)	L	66-76
<b>J 6</b>	<b>Michigan</b>	<b>W</b>	<b>77-75</b>
J 9	Purdue	L	79-99
J 11	Marquette	L	56-71
<b>J 16</b>	<b>Michigan State</b>	<b>W</b>	<b>70-68</b>
J 30	Minnesota	W	72-62
F 3	Ohio State	L	64-86
<b>F 6</b>	<b>Illinois</b>	<b>L</b>	<b>60-68</b>
<b>F 10</b>	<b>Indiana</b>	<b>W</b>	<b>95-83</b>
<b>F 12</b>	<b>Ohio State</b>	<b>W</b>	<b>86-78</b>
F 17	Iowa	L	61-69
F 24	Michigan State	L	77-87
<b>F 27</b>	<b>Minnesota</b>	<b>W</b>	<b>94-82</b>
<b>M 2</b>	<b>Purdue</b>	<b>W</b>	<b>104-84</b>
M 5	Indiana	L	85-93
M 9	Northwestern	L	75-77

N1 — Milwaukee Classic  
 N2 — Quaker City Classic, Philadelphia

**1968-69**

Record: 11-13; Big Ten 5-9 (18th)  
 Coach: John Powless

N 30	Nebraska	L	55-68
<b>D 3</b>	<b>Kansas (4)</b>	<b>W</b>	<b>67-62</b>
<b>D 7</b>	<b>North Dakota</b>	<b>W</b>	<b>94-48</b>
D 11	Notre Dame (7)	L	56-57
<b>D 14</b>	<b>Northern Illinois</b>	<b>W</b>	<b>69-67</b>
D 21	Florida	L	66-71
D 27	Ohio (N1)	W	74-68
D 28	Marquette (N1)	L	56-59
D 31	Kentucky (N2) (3)	W	69-65
<b>J 4</b>	<b>Purdue</b>	<b>L</b>	<b>80-86</b>
J 7	Michigan State	L	67-77
J 11	Ohio State (16)	L	69-84
<b>J 14</b>	<b>Minnesota</b>	<b>W</b>	<b>68-61</b>
<b>J 28</b>	<b>Marquette (16)</b>	<b>W</b>	<b>56-50</b>
F 1	Illinois (7)	L	73-86
<b>F 4</b>	<b>Indiana</b>	<b>L</b>	<b>63-65</b>
<b>F 8</b>	<b>Ohio State (12)</b>	<b>W</b>	<b>77-73</b>
F 11	Minnesota	W	69-63
F 15	Purdue (8)	L	69-87
<b>F 22</b>	<b>Michigan State</b>	<b>W</b>	<b>76-64</b>
F 25	Indiana	L	84-101
M 1	Michigan	L	79-84
<b>M 4</b>	<b>Northwestern</b>	<b>L</b>	<b>70-72</b>
<b>M 8</b>	<b>Iowa</b>	<b>W</b>	<b>84-74</b>

N1 — Milwaukee Classic  
 N2 — at Chicago Stadium

WISCONSIN HISTORY

**1969-70**

Record: 10-14; Big Ten 5-9 (T6th)  
Coach: John Powless

D 1	Ball State	.....W	88-74
D 6	Southern Methodist	.....L	78-76
D 8	Kansas	.....L	60-76
D 13	Southern Illinois	.....L	69-74
D 16	Iowa State	.....L	73-84
D 20	Pittsburgh	.....W	85-71
D 26	Utah State (N1)	.....W	81-74
D 27	Marquette (N1)	.....L	43-64
J 3	Illinois	.....L	69-74
J 6	Purdue	.....L	74-90
J 10	Iowa	.....L	74-92
J 13	Minnesota	.....W	90-84
J 27	Marquette (7)	.....L	51-60
J 31	Ohio (13)	.....W	72-69
F 3	Illinois (14)	.....W	66-65
F 7	Michigan State	.....W	89-79
F 10	Iowa (14)	.....L	100-119
F 14	Michigan	.....W	84-74
F 17	Indiana	.....L	77-89
F 21	Northwestern	.....L	75-82
F 24	Ohio State	.....L	86-98
F 28	Michigan	.....W	90-86
M 3	Northwestern	.....L	82-87
M 7	Ohio State	.....L	87-96

N1 — Milwaukee Classic

**1970-71**

Record: 9-15; Big Ten 4-10 (T7th)  
Coach: John Powless

D 1	Eastern Illinois	.....W	102-84
D 5	Michigan Tech	.....W	114-70
D 8	Pittsburgh	.....L	76-81
D 12	Loyola (LA)	.....W	94-83
D 15	Ohio	.....L	80-81
D 19	Tulane	.....W	96-77
D 29	Texas (N1)	.....W	89-73
D 30	Marquette (N1) (3)	.....L	69-72
J 9	Michigan	.....L	89-90
J 12	Illinois	.....L	82-84
J 16	Ohio State	.....L	69-83
J 19	Northwestern	.....W	87-72
F 2	Marquette (1)	.....L	75-89
F 6	Iowa	.....L	91-93
F 9	Southern Illinois	.....L	75-86
F 13	Northwestern	.....L	91-101
F 16	Ohio State (20)	.....L	71-79
F 20	Michigan State	.....L	78-97
F 23	Illinois	.....W	88-84
F 27	Iowa	.....W	89-83
M 2	Indiana (T18) (20T)	.....W	94-87
M 6	Minnesota	.....L	98-104
M 9	Purdue	.....L	77-81
M 13	Michigan	.....L	73-93

N1 — Milwaukee Classic

**1971-72**

Record: 13-11; Big Ten 6-8 (T5th)  
Coach: John Powless

D 1	Michigan Tech	.....W	107-74
D 4	Tulane	.....L	70-72
D 6	Loyola (LA)	.....W	67-66
D 8	DePaul	.....W	92-69
D 11	Northern Michigan	.....W	104-65
D 13	Florida Tech	.....W	90-58
D 18	Pittsburgh	.....W	80-63
D 27	Marshall (N1) (17)	.....L	83-85
D 28	Georgetown (N1)	.....W	82-62
J 3	Marquette (2)	.....L	60-72
J 8	Iowa	.....W	81-80
J 11	Michigan State	.....L	76-83
J 15	Indiana (17) (OT)	.....W	66-64
J 18	Minnesota (17)	.....L	59-65
F 5	Ohio State (9)	.....L	69-79
F 12	Indiana (OT)	.....L	76-84
F 15	Purdue	.....W	84-65
F 19	Minnesota	.....L	73-76

F 22	Purdue	.....W	66-60
F 26	Illinois	.....L	86-91
F 29	Michigan State	.....W	101-74
M 4	Northwestern	.....L	82-90
M 7	Michigan	.....L	70-93
M 11	Illinois	.....W	97-84

N1 — Milwaukee Classic

**1972-73**

Record: 11-13; Big Ten 5-9 (9th)  
Coach: John Powless

N 25	UCLA (PS 1)	.....L	53-94
D 2	SIU-Edwardsville	.....W	100-74
D 4	Oral Roberts (12)	.....L	76-90
D 9	South Dakota	.....W	87-63
D 19	West Virginia	.....W	77-59
D 29	Yale#	.....W	90-64
D 30	Marquette# (3) (20T)	.....L	73-75
J 3	Pittsburgh	.....W	72-70
J 6	Indiana (20)	.....L	64-78
J 8	Illinois	.....L	74-76
J 13	Minnesota (8)	.....L	54-78
J 20	Michigan State	.....W	93-80
J 22	Purdue (20)	.....L	59-66
J 27	Northwestern	.....L	73-74
J 29	Minnesota (9)	.....L	64-81
F 3	Ohio State	.....W	84-76
F 6	Marquette (7)	.....L	58-64
F 10	Illinois	.....W	99-88
F 17	Iowa	.....L	76-100
F 20	Ohio	.....W	82-68
F 24	Indiana (10)	.....L	55-57
F 26	Purdue (20)	.....W	71-63
M 3	Michigan	.....W	94-79
M 10	Michigan State (OT)	.....L	78-79

# — Milwaukee Classic

**1973-74**

Record: 16-8; Big Ten 8-6 (T4th)  
Coach: John Powless

D 1	Rollins	.....W	77-55
D 3	California-Davis	.....W	97-53
D 8	North Dakota St.	.....W	88-60
D 15	DePaul	.....W	92-51
D 19	West Virginia	.....W	69-62
D 22	UW-Milwaukee	.....W	73-46
D 28	SMU#	.....W	74-73
D 29	Marquette# (6) (OT)	.....L	48-49
J 5	Northwestern	.....W	87-53
J 9	Ohio	.....W	69-68
J 12	Indiana (T13)	.....L	51-52
J 19	Illinois	.....W	101-75
J 26	Ohio State	.....W	69-64
J 28	Michigan (20)	.....L	75-83
F 2	Minnesota (OT)	.....L	63-64
F 5	Marquette (6)	.....L	58-59
F 9	Iowa	.....W	113-87
F 11	Indiana (12)	.....L	63-81
F 16	Purdue	.....L	80-107
F 23	Ohio State	.....W	68-56
F 25	Michigan (17)	.....L	74-79
M 2	Michigan State	.....W	87-80
M 4	Iowa	.....W	74-58
M 9	Northwestern	.....W	77-62

# — Milwaukee Classic

**1974-75**

Record: 8-18; Big Ten 5-13 (8th)  
Coach: John Powless

N 30	Ohio	.....W	71-62
D 4	St. Mary's (CA)	.....L	60-62
D 7	Iowa State	.....W	86-84
D 18	Stanford	.....L	67-89
D 21	Brown	.....W	79-68
D 27	Virginia (N1)	.....L	78-86
D 28	Georgia (N1) (OT)	.....L	89-91
J 2	Minnesota	.....L	46-61
J 4	Northwestern	.....L	66-69

J 11	Purdue	.....L	49-88
J 13	Illinois	.....L	56-72
J 18	Ohio State	.....L	67-69
J 20	Indiana (1)	.....L	69-89
J 25	Michigan State	.....L	87-105
J 27	Michigan (OT)	.....L	73-75
F 1	Iowa (OT)	.....W	86-85
F 4	Marquette (11)	.....L	63-69
F 8	Purdue	.....L	64-69
F 10	Illinois	.....W	76-70
F 15	Ohio State	.....L	70-76
F 17	Indiana (1)	.....L	58-93
F 22	Michigan State	.....W	103-96
F 24	Michigan	.....W	70-68
M 1	Iowa	.....L	68-75
M 3	Minnesota	.....L	58-65
M 8	Northwestern	.....W	94-70

N1 — Milwaukee Classic

**1975-76**

Record: 10-16; Big Ten 4-14 (9th)  
Coach: John Powless

N 29	DePaul	.....W	105-63
D 3	North Dakota St.	.....W	87-79
D 6	Loyola (IL)	.....W	88-73
D 8	Northern Illinois	.....W	97-77
D 13	Northern Mich.	.....W	92-59
D 16	Marquette (7)	.....L	54-78
D 29	Stanford (N1)	.....W	70-64
D 30	Marquette (N1) (4)	.....L	66-82
J 3	Michigan State	.....W	70-63
J 5	Ohio State (OT)	.....W	82-81
J 8	Michigan (16)	.....L	81-106
J 10	Purdue	.....L	72-87
J 12	Illinois	.....L	61-71
J 17	Iowa	.....L	71-81
J 19	Minnesota	.....L	84-96
J 24	Northwestern	.....L	60-62
J 31	Indiana (1)	.....L	61-114
F 2	Michigan (16)	.....L	86-107
F 7	Purdue	.....L	74-85
F 9	Illinois	.....L	59-70
F 14	Iowa	.....L	82-96
F 16	Minnesota	.....L	74-98
F 21	Northwestern	.....L	77-90
F 26	Indiana (1)	.....L	67-96
M 1	Ohio State	.....W	91-79
M 6	Michigan State	.....W	86-82

N1 — Milwaukee Classic

**1976-77**

Record: 11-16; Big Ten 7-11 (T7th)  
Coach: Bill Coffield

N 27	Kentucky (6)	.....L	64-72
D 2	St. Mary's (CA)	.....W	82-76
D 6	DePaul	.....W	68-66
D 11	Stanford	.....L	66-70
D 13	Northern Illinois	.....L	57-81
D 15	Loyola (IL)	.....W	71-68
D 27	Boston College (N1)	.....W	74-66
D 28	Marquette (N1) (12)	.....L	57-64
J 6	Michigan State	.....L	61-84
J 8	Michigan (6)	.....L	63-66
J 13	Ohio State	.....L	58-60
J 15	Indiana	.....L	64-79
J 20	Northwestern	.....W	61-60
J 22	Minnesota (13) %	.....W	64-82
J 24	Purdue (18)	.....L	71-81
J 27	Michigan (7)	.....L	64-69
J 29	Mich. St. (30T)	.....W	87-83
F 3	Illinois	.....L	72-82
F 5	Iowa	.....L	73-90
F 10	Purdue	.....W	76-74
F 12	Illinois	.....W	62-50
F 19	Northwestern	.....L	88-98
F 21	Marquette (19)	.....L	58-73
F 24	Indiana	.....W	66-64
F 26	Ohio State (OT)	.....L	80-82
M 3	Minnesota (9) %	.....W	61-64
M 5	Iowa (20T)	.....L	93-94

N1 — Milwaukee Classic  
% — Game later forfeited by Minnesota

**1977-78**

Record: 8-19; Big Ten 4-14 (T9th)  
Coach: Bill Coffield

D 1	UW-Milwaukee	.....W	72-66
D 3	Canisius	.....W	96-70
D 7	George Washington	.....L	74-77
D 9	Providence (14)	.....L	62-73
D 12	Iowa State	.....L	73-82
D 14	DePaul	.....L	62-85
D 29	Loyola (IL)	.....W	71-70
D 31	N. Illinois (OT)	.....W	74-73
J 5	Ohio State	.....L	61-77
J 7	Michigan State (12)	.....L	63-74
J 12	Purdue	.....L	70-79
J 14	Indiana	.....W	78-65
J 19	Michigan	.....L	64-83
J 21	Minnesota	.....L	51-61
J 28	Northwestern	.....L	85-93
J 30	Iowa	.....L	73-88
F 2	Illinois	.....L	71-74
F 4	Iowa	.....W	82-72
F 9	Minnesota	.....L	55-64
F 11	Illinois	.....W	80-73
F 14	Marquette (1)	.....L	64-75
F 16	Michigan	.....L	66-68
F 18	Northwestern	.....W	81-80
F 23	Indiana	.....L	54-58
F 25	Purdue	.....L	78-87
M 2	Michigan State (6)	.....L	75-89
M 4	Ohio State	.....L	78-83

**1978-79**

Record: 12-15; Big Ten 6-12 (T8th)  
Coach: Bill Coffield

N 24	UW-Milwaukee	.....W	74-55
N 28	St. John's (NY)	.....W	73-68
D 1	Long Island (N1)	.....W	89-70
D 2	St. Louis (N1)	.....W	66-63
D 9	Loyola (IL)	.....W	79-74
D 16	DePaul	.....L	78-84
D 23	Marquette (16)	.....W	65-52
D 28	Louisville (N2) (16)	.....L	53-70
D 29	Oral Roberts (N2)	.....L	69-102
J 4	Michigan State (1)	.....L	55-64
J 6	Ohio State	.....L	71-82
J 11	Northwestern	.....W	95-82
J 13	Michigan	.....W	77-66
J 18	Illinois (8)	.....L	74-81
J 20	Minnesota	.....L	72-82
J 25	Indiana	.....L	61-82
J 27	Purdue	.....L	60-73
F 1	Iowa (15)	.....L	64-70
F 3	Purdue	.....L	48-54
F 8	Minnesota	.....L	72-74
F 10	Iowa (14)	.....L	65-79
F 15	Illinois	.....L	64-81
F 17	Indiana (OT)	.....L	62-68
F 22	Michigan	.....W	66-65
F 24	Northwestern	.....W	72-70
M 1	Ohio State	.....W	76-73
M 3	Michigan St. (4)	.....W	83-81

N1 — Wisconsin Invitational, Madison  
N2 — Holiday Classic, Louisville, KY

**1979-80**

Record: 15-14; Big Ten 7-11 (8th)  
Coach: Bill Coffield

N 30	Oklahoma City (N1)	.....W	99-92
D 1	E. Tenn. St. (N1)	.....W	68-56
D 5	DePaul (10)	.....L	77-90
D 8	Alabama	.....L	62-66
D 12	Eastern Michigan	.....W	69-57
D 15	Marquette	.....W	57-56
D 22	Cleveland State	.....W	103-78
D 23	Morgan State	.....W	94-42

WISCONSIN HISTORY



D 27	Nebraska (N2) (OT)	L	82-83
D 29	Nevada (N2)	W	86-61
D 30	Army (N2)	W	78-54
<b>J 3</b>	<b>Northwestern</b>	<b>W</b>	<b>75-66</b>
<b>J 5</b>	<b>Indiana (11)</b>	<b>W</b>	<b>52-50</b>
J 10	Minnesota (OT)	L	76-82
J 12	Iowa (12)	L	65-66
J 17	Michigan State	L	61-62
<b>J 19</b>	<b>Illinois</b>	<b>L</b>	<b>64-69</b>
<b>J 24</b>	<b>Purdue (14) (OT)</b>	<b>L</b>	<b>60-73</b>
J 26	Ohio State (4)	W	72-71
<b>J 31</b>	<b>Michigan (OT)</b>	<b>L</b>	<b>69-73</b>
<b>F 2</b>	<b>Ohio State (6)</b>	<b>W</b>	<b>70-67</b>
F 7	Illinois	L	50-67
F 9	Michigan	L	59-68
<b>F 14</b>	<b>Michigan State</b>	<b>W</b>	<b>80-66</b>
F 16	Purdue (15)	L	61-69
<b>F 21</b>	<b>Iowa</b>	<b>W</b>	<b>62-58</b>
<b>F 23</b>	<b>Minnesota</b>	<b>W</b>	<b>70-55</b>
F 28	Indiana (13)	L	52-61
M 1	Northwestern	L	50-53
N1 — Wisconsin Invitational, Madison			
N2 — Rainbow Classic, Honolulu			

**1980-81**

Record: 11-16; Big Ten 5-13 (9th)  
Coach: Bill Cofield

D 1	Alabama	L	75-90
<b>D 5</b>	<b>Kentucky St. (N1)</b>	<b>W</b>	<b>77-65</b>
<b>D 6</b>	<b>UW-GB (N1) (20T)</b>	<b>W</b>	<b>68-66</b>
<b>D 9</b>	<b>Ball State</b>	<b>W</b>	<b>85-72</b>
D 12	Davidson (N2)	L	63-67
D 13	UNC-Charlotte (N2)	W	71-63
<b>D 22</b>	<b>Texas Southern</b>	<b>W</b>	<b>58-49</b>
<b>D 31</b>	<b>Central Michigan</b>	<b>W</b>	<b>69-62</b>
J 8	Minnesota (19)	L	60-76
J 10	Northwestern	L	48-50
<b>J 15</b>	<b>Iowa (14)</b>	<b>L</b>	<b>66-76</b>
<b>J 17</b>	<b>Purdue</b>	<b>L</b>	<b>69-71</b>
<b>J 22</b>	<b>Michigan State</b>	<b>W</b>	<b>63-62</b>
J 24	Illinois (15)	W	54-45
J 29	Ohio State	L	67-71
<b>J 31</b>	<b>Michigan (17)</b>	<b>L</b>	<b>67-74</b>
F 5	Indiana (17)	L	64-89
F 7	Michigan (14)	L	64-71
<b>F 12</b>	<b>Illinois (17)</b>	<b>L</b>	<b>65-84</b>
<b>F 14</b>	<b>Indiana (20)</b>	<b>L</b>	<b>52-59</b>
F 19	Michigan State	L	65-74
<b>F 21</b>	<b>Ohio State</b>	<b>W</b>	<b>77-63</b>
F 26	Purdue	L	61-72
F 28	Iowa (8)	L	75-96
<b>M 5</b>	<b>Northwestern</b>	<b>W</b>	<b>60-57</b>
<b>M 7</b>	<b>Minnesota (OT)</b>	<b>W</b>	<b>60-58</b>
<b>M 10</b>	<b>Marquette</b>	<b>L</b>	<b>53-64</b>
N1 — Wisconsin Invitational, Madison			
N2 — First Union Classic, Charlotte, N.C.			

**1981-82**

Record: 6-21; Big Ten 3-15 (10th)  
Coach: Bill Cofield

<b>D 4</b>	<b>UIC (N1)</b>	<b>L</b>	<b>66-74</b>
<b>D 5</b>	<b>UW-Green Bay (N1)</b>	<b>W</b>	<b>77-65</b>
D 9	Central Michigan	L	68-71
<b>D 12</b>	<b>Ball State</b>	<b>W</b>	<b>71-70</b>
<b>D 21</b>	<b>Northern Iowa</b>	<b>W</b>	<b>65-53</b>
D 27	Oregon (N2)	L	82-85
D 28	Tennessee (N2)	L	67-79
D 29	Iowa State (N2)	L	79-103
J 7	Michigan	W	65-63
J 9	Ohio State	L	59-67
<b>J 14</b>	<b>Northwestern</b>	<b>L</b>	<b>55-61</b>
<b>J 16</b>	<b>Iowa (5)</b>	<b>L</b>	<b>62-78</b>
<b>J 21</b>	<b>Minnesota (5)</b>	<b>L</b>	<b>57-78</b>
J 23	Michigan State	L	58-68
<b>J 28</b>	<b>Indiana</b>	<b>L</b>	<b>56-62</b>
J 30	Purdue	L	67-81
F 4	Illinois	L	54-88
<b>F 6</b>	<b>Purdue</b>	<b>L</b>	<b>46-55</b>
F 11	Minnesota (9)	L	60-71
<b>F 13</b>	<b>Illinois</b>	<b>L</b>	<b>60-68</b>

F 18	Indiana (20)	L	57-88
<b>F 20</b>	<b>Michigan State</b>	<b>W</b>	<b>65-60</b>
F 25	Iowa (11)	L	55-79
F 27	Northwestern	W	61-60
<b>M 4</b>	<b>Ohio State</b>	<b>L</b>	<b>75-77</b>
<b>M 6</b>	<b>Michigan</b>	<b>L</b>	<b>84-91</b>
M 9	Marquette	L	64-94
N1 — Wisconsin Invitational, Madison			
N2 — Far West Classic, Portland, Ore.			

**1982-83**

Record: 8-20; Big Ten 3-15 (10th)  
Coach: Steve Yoder

<b>N 27</b>	<b>Washington State</b>	<b>L</b>	<b>64-66</b>
<b>N 29</b>	<b>Toledo</b>	<b>W</b>	<b>79-71</b>
<b>D 1</b>	<b>Northern Iowa</b>	<b>W</b>	<b>76-69</b>
<b>D 4</b>	<b>Kansas State</b>	<b>W</b>	<b>64-52</b>
D 8	Ball State	L	66-76
<b>D 11</b>	<b>Central Michigan</b>	<b>W</b>	<b>83-67</b>
D 20	Northern Illinois (N1)	W	58-55
D 28	Georgetown (N2) (10)	L	43-71
D 29	USC (N2)	L	76-86
<b>J 6</b>	<b>Purdue (20)</b>	<b>L</b>	<b>64-80</b>
<b>J 8</b>	<b>Illinois</b>	<b>L</b>	<b>54-61</b>
J 13	Michigan State	L	66-86
J 15	Michigan	L	57-62
<b>J 20</b>	<b>Northwestern</b>	<b>W</b>	<b>49-45</b>
<b>J 22</b>	<b>Iowa (10)</b>	<b>W</b>	<b>65-62</b>
<b>J 29</b>	<b>Minnesota (16)</b>	<b>L</b>	<b>58-65</b>
F 3	Indiana (6)	L	73-83
F 5	Ohio State	L	69-82
<b>F 9</b>	<b>Ohio State</b>	<b>L</b>	<b>65-68</b>
<b>F 12</b>	<b>Indiana (4)</b>	<b>L</b>	<b>56-75</b>
<b>F 17</b>	<b>Marquette</b>	<b>L</b>	<b>62-68</b>
F 19	Minnesota	L	71-78
F 24	Iowa (17)	L	63-93
F 26	Northwestern (N3)	L	57-64
<b>M 2</b>	<b>Michigan</b>	<b>W</b>	<b>82-70</b>
<b>M 5</b>	<b>Michigan State</b>	<b>L</b>	<b>65-91</b>
M 10	Illinois	L	64-71
M 12	Purdue	L	64-79
N1 — at Metro Centre, Rockford, Ill.			
N2 — Winston Tire Classic, Los Angeles			
N3 — at Alumni Hall (DePaul), Chicago			

**1983-84**

Record: 8-20; Big Ten 4-14 (10th)  
Coach: Steve Yoder

<b>N 26</b>	<b>Florida A&amp;M</b>	<b>W</b>	<b>100-56</b>
D 1	Northern Iowa	L	59-60
<b>D 3</b>	<b>Southern Illinois</b>	<b>W</b>	<b>78-72</b>
<b>D 5</b>	<b>Nebraska (20T)</b>	<b>L</b>	<b>69-71</b>
<b>D 7</b>	<b>Northern Illinois</b>	<b>W</b>	<b>90-68</b>
D 10	Kansas State	L	64-71
D 20	Toledo	L	60-73
D 29	Oklahoma State (N1)	L	84-89
D 30	Yale (N1)	W	87-77
J 5	Purdue	L	65-84
<b>J 7</b>	<b>Illinois (14) (OT)</b>	<b>L</b>	<b>62-63</b>
<b>J 12</b>	<b>Michigan State</b>	<b>W</b>	<b>81-74</b>
<b>J 14</b>	<b>Michigan</b>	<b>W</b>	<b>71-64</b>
J 19	Northwestern (OT)	W	61-60
J 21	Iowa	L	62-75
J 25	Minnesota	L	62-75
<b>F 2</b>	<b>Ohio State</b>	<b>L</b>	<b>74-85</b>
<b>F 4</b>	<b>Indiana</b>	<b>L</b>	<b>67-81</b>
F 9	Indiana	L	64-74
F 11	Ohio State	L	65-71
<b>F 15</b>	<b>Minnesota</b>	<b>L</b>	<b>67-68</b>
F 16	Marquette	L	59-74
<b>F 23</b>	<b>Iowa</b>	<b>L</b>	<b>55-63</b>
<b>F 26</b>	<b>Northwestern</b>	<b>W</b>	<b>54-47</b>
M 1	Michigan	L	75-84
M 3	Michigan State	L	59-78
<b>M 6</b>	<b>Purdue (11)</b>	<b>L</b>	<b>48-61</b>
M 10	Illinois (7)	L	57-81
N1 — Merrill Lynch Classic, Dayton, Ohio			

**1984-85**

Record: 14-14; Big Ten 5-13 (9th)  
Coach: Steve Yoder

<b>N 25</b>	<b>Morgan State</b>	<b>W</b>	<b>93-78</b>
<b>D 1</b>	<b>Washington State</b>	<b>W</b>	<b>61-59</b>
<b>D 3</b>	<b>Kentucky State</b>	<b>W</b>	<b>88-74</b>
<b>D 6</b>	<b>South Dakota</b>	<b>W</b>	<b>96-56</b>
<b>D 8</b>	<b>Central Michigan</b>	<b>W</b>	<b>74-63</b>
D 12	Nebraska	L	51-53
<b>D 14</b>	<b>Dartmouth</b>	<b>W</b>	<b>90-70</b>
D 22	Northern Illinois (N1)	W	83-71
D 28	Texas A&M (N2)	W	71-69
D 29	New Mexico (N2)	W	83-74
J 5	Northwestern	W	52-51
J 9	Ohio State	L	88-99
J 12	Indiana (11)	L	68-90
<b>J 17</b>	<b>Illinois (11)</b>	<b>L</b>	<b>67-78</b>
<b>J 19</b>	<b>Purdue</b>	<b>L</b>	<b>68-72</b>
J 24	Minnesota	L	62-72
J 26	Iowa	L	65-105
<b>J 31</b>	<b>Michigan State</b>	<b>L</b>	<b>68-77</b>
<b>F 2</b>	<b>Michigan (10)</b>	<b>L</b>	<b>81-94</b>
<b>F 7</b>	<b>Indiana</b>	<b>L</b>	<b>54-58</b>
<b>F 9</b>	<b>Ohio State</b>	<b>W</b>	<b>92-78</b>
F 14	Purdue	L	52-67
F 16	Illinois (17)	L	49-68
<b>F 20</b>	<b>Iowa (14)</b>	<b>W</b>	<b>54-53</b>
<b>F 24</b>	<b>Minnesota</b>	<b>W</b>	<b>65-61</b>
F 28	Michigan (3)	L	68-88
M 2	Michigan State	L	63-83
<b>M 9</b>	<b>Northwestern</b>	<b>W</b>	<b>61-53</b>
N1 — at Metro Centre, Rockford, Ill.			
N2 — Lobo Invitational, Albuquerque, N.M.			

**1985-86**

Record: 12-16; Big Ten 4-14 (9th)  
Coach: Steve Yoder

N 22	South Carolina	W	68-65
<b>N 27</b>	<b>Cal. State-LA</b>	<b>W</b>	<b>104-88</b>
<b>N 30</b>	<b>Marquette</b>	<b>W</b>	<b>75-74</b>
<b>D 2</b>	<b>San Francisco St.</b>	<b>W</b>	<b>90-61</b>
<b>D 5</b>	<b>East Texas State</b>	<b>W</b>	<b>82-60</b>
<b>D 7</b>	<b>Miami (FL)</b>	<b>W</b>	<b>88-66</b>
D 9	Washington State	W	74-68
<b>D 12</b>	<b>Northern Illinois</b>	<b>W</b>	<b>76-67</b>
D 27	Boston College (N1)	L	72-74
D 28	Princeton (N1)	L	49-54
<b>J 4</b>	<b>Northwestern</b>	<b>W</b>	<b>57-52</b>
<b>J 9</b>	<b>Ohio State</b>	<b>L</b>	<b>61-78</b>
<b>J 11</b>	<b>Indiana</b>	<b>L</b>	<b>69-80</b>
J 16	Illinois	L	54-73
J 19	Purdue (19)	L	73-100
<b>J 23</b>	<b>Minnesota</b>	<b>L</b>	<b>65-67</b>
<b>J 25</b>	<b>Iowa</b>	<b>W</b>	<b>69-63</b>
J 30	Michigan State	L	81-83
F 1	Michigan (9)	L	64-91
F 6	Indiana (18)	L	69-78
F 8	Ohio State	L	71-73
<b>F 13</b>	<b>Purdue</b>	<b>L</b>	<b>78-80</b>
<b>F 15</b>	<b>Illinois</b>	<b>L</b>	<b>74-82</b>
F 20	Iowa	L	48-101
F 22	Minnesota	W	70-64
<b>F 26</b>	<b>Michigan (10)</b>	<b>L</b>	<b>74-97</b>
<b>M 2</b>	<b>Michigan State (17)</b>	<b>L</b>	<b>71-84</b>
M 9	Northwestern	W	70-68
N1 — Fiesta Bowl Classic, Tucson, Ariz.			

**1986-87**

Record: 14-17; Big Ten 4-14 (8th)  
Coach: Steve Yoder

<b>N 28</b>	<b>Nebraska-Omaha</b>	<b>W</b>	<b>86-47</b>
<b>N 29</b>	<b>South Florida</b>	<b>W</b>	<b>65-51</b>
D 1	Marquette	L	71-84
<b>D 4</b>	<b>South Carolina</b>	<b>W</b>	<b>47-45</b>
D 6	Central Michigan	L	66-80
D 8	Miami (FL)	W	65-54
<b>D 10</b>	<b>North Dakota St.</b>	<b>W</b>	<b>81-76</b>
D 11	Northern Illinois (N1)	W	95-63
<b>D 22</b>	<b>Eastern Illinois</b>	<b>W</b>	<b>72-68</b>

<b>D 23</b>	<b>Kentucky State</b>	<b>W</b>	<b>87-59</b>
D 27	Hawaii (N2)	W	82-77
D 29	California (N2)	W	66-63
D 30	Pittsburgh (N2) (17)	L	82-98
J 3	Minnesota	L	67-69
J 5	Iowa (2)	L	63-78
<b>J 8</b>	<b>Illinois (12)</b>	<b>L</b>	<b>66-68</b>
<b>J 10</b>	<b>Purdue (6)</b>	<b>L</b>	<b>48-57</b>
J 15	Indiana (4)	L	65-103
J 17	Ohio State	L	66-81
<b>J 22</b>	<b>Michigan State</b>	<b>L</b>	<b>78-81</b>
<b>J 24</b>	<b>Michigan</b>	<b>L</b>	<b>78-84</b>
J 31	Northwestern	W	62-57
F 5	Purdue (7)	L	62-70
F 7	Illinois (14)	L	74-99
<b>F 12</b>	<b>Ohio State</b>	<b>L</b>	<b>69-83</b>
<b>F 16</b>	<b>Indiana (2) (30T)</b>	<b>L</b>	<b>85-86</b>
F 18	Michigan	L	64-77
F 21	Michigan State	W	65-63
<b>M 1</b>	<b>Northwestern</b>	<b>W</b>	<b>76-59</b>
<b>M 5</b>	<b>Minnesota</b>	<b>W</b>	<b>69-52</b>
<b>M 8</b>	<b>Iowa (6)</b>	<b>L</b>	<b>71-81</b>
N1 — at Metro Centre, Rockford, Ill.			
N2 — Rainbow Classic, Honolulu			

**1987-88**

Record: 12-16; Big Ten 6-12 (7th)  
Coach: Steve Yoder

N 28	South Florida	W	58-55
<b>D 1</b>	<b>N. Illinois (N1)</b>	<b>W</b>	<b>87-77</b>
D 3	Eastern Illinois	L	52-59
<b>D 5</b>	<b>Butler</b>	<b>W</b>	<b>92-80</b>
D 8	Southern Illinois	L	76-80
<b>D 10</b>	<b>Marquette</b>	<b>W</b>	<b>66-55</b>
<b>D 12</b>	<b>Loyola (IL)</b>	<b>L</b>	<b>75-78</b>
D 28	UNLV (15) (N2)	L	65-102
D 29	Northern Iowa (N2)	W	64-56
<b>J 3</b>	<b>Wash. St. (N1)</b>	<b>W</b>	<b>80-65</b>
<b>J 7</b>	<b>Mich. St. (20T)</b>	<b>W</b>	<b>78-72</b>
<b>J 9</b>	<b>Ohio State</b>	<b>W</b>	<b>64-63</b>
J 14	Indiana (15)	L	53-55
<b>J 16</b>	<b>Illinois (20)</b>	<b>L</b>	<b>65-80</b>
J 21	Michigan (7)	L	54-65
<b>J 25</b>	<b>Iowa (16)</b>	<b>L</b>	<b>89-104</b>
<b>J 30</b>	<b>Northwestern</b>	<b>W</b>	<b>80-59</b>
F 3	Purdue (6)	L	62-86
F 8	Minnesota	L	62-71
<b>F 11</b>	<b>Michigan (12)</b>	<b>L</b>	<b>67-80</b>
F 13	Ohio State	L	53-78
F 21	Illinois	L	65-85
<b>F 24</b>	<b>Indiana</b>	<b>L</b>	<b>74-84</b>
<b>F 28</b>	<b>Minnesota (N1)</b>	<b>W</b>	<b>81-70</b>
<b>M 3</b>	<b>Purdue (2)</b>	<b>L</b>	<b>56-84</b>
M 5	Northwestern	W	74-69
M 10	Iowa (15)	L	70-103
M 12	Michigan State	W	71-69
N1 — Played at Dane County Coliseum			

D 5	Eastern Illinois	.....W	....52-44
D 7	Loyola (IL)	.....L	.....76-90
D 10	Butler	.....W	.....63-53
D 14	Denver	.....W	....89-34
D 30	Eastern Michigan	.....W	....84-69
J 4	Minnesota	.....W	....75-67
J 7	Ohio State (14)	.....L	.....70-73
J 12	Illinois (2)	.....L	.....80-103
J 14	Purdue	.....L	....62-68
J 19	Indiana (19) (OT)	.....L	....58-61
J 21	Michigan (6)	.....W	....71-68
J 26	Iowa (12)	.....L	.....70-78
J 28	Northwestern	.....W	.....59-58
F 2	Michigan St. (OT)	....W	....69-64
F 8	Minnesota	.....L	.....58-59
F 11	Iowa (8)	.....W	....65-54
F 15	Northwestern	.....W	....72-60
F 18	Illinois (5)	.....W	....72-52
F 22	Marquette	.....W	....61-50
F 25	Michigan (13)	.....L	.....70-92
M 2	Purdue	.....L	.....60-65
M 4	Ohio State	.....W	....77-65
M 9	Indiana (6)	.....L	.....64-75
M 11	Michigan State	.....L	.....61-70

National Invitation Tournament  
(Madison, Wis.)

M 15	New Orleans	.....W	....63-61
M 20	St. Louis	.....L	....68-73

N1 — First Bank Classic, Milwaukee

### 1989-90

Record: 14-17; Big Ten 4-14 (T8th)  
Coach: Steve Yoder

N 24	E. Michigan (N1)	.....L	.....52-71
N 25	W. Kentucky (N1)	.....W	.....73-62
N 26	Bradley (N1)	.....W	.....63-57
N 28	North Dakota St.	.....W	....81-55
D 1	Gonzaga (N2)	.....W	.....63-58
D 2	Marquette (N2) (OT)	.....W	.....63-58
D 4	Washington State	.....L	.....52-55
D 7	Western Illinois	.....W	....69-42
D 9	Butler	.....W	....75-59
D 15	Rollins	.....W	....68-46
D 28	Georgia (N3)	.....L	.....64-65
D 29	Manhattan (N3)	.....W	.....63-48
J 4	Illinois (4)	.....L	.....59-73
J 6	Michigan State	.....L	....61-64
J 11	Iowa (OT)	.....W	....73-69
J 13	Ohio State	.....L	.....53-68
J 17	Purdue (24)	.....L	....54-56
J 22	Minnesota (21)	.....W	....77-75
J 25	Illinois (10)	.....L	....63-66
J 27	Northwestern	.....L	.....85-87
F 1	Indiana (22)	.....L	.....61-85
F 3	Michigan (4)	.....L	....63-77
F 8	Michigan State (23)	.....L	.....57-60
F 10	Iowa	.....W	.....80-71
F 15	Ohio State	.....L	....58-68
F 17	Purdue (12)	.....L	.....55-62
F 19	Marquette	.....W	....82-65
F 22	Minnesota (18)	.....L	.....67-68
M 1	Northwestern	.....W	....65-50
M 3	Indiana	.....L	....64-94
M 8	Michigan (13)	.....L	.....68-74

N1 — San Juan Shootout, San Juan, P.R.  
N2 — First Bank Classic, Milwaukee  
N3 — Tribune Classic, Tempe, Ariz.

### 1990-91

Record: 15-15; Big Ten 8-10 (7th)  
Coach: Steve Yoder

N 24	Oregon (OT)	.....W	.....72-70
N 29	San Francisco St.	....W	....72-53
D 1	Southern Methodist	.....W	.....65-49
D 4	Marquette	.....L	.....58-69
D 8	Southern Indiana	.....L	....66-78
D 11	Nebraska	.....L	....63-75
D 15	Butler (20T)	.....L	.....88-94
D 22	Texas-Arlington	....W	....105-74
D 31	Tennessee Tech	....W	....71-65

J 5	Portland	.....W	....74-50
J 7	Minnesota	.....W	....72-62
J 10	Michigan State	.....L	.....50-65
J 12	Ohio State (4)	.....L	.....60-92
J 17	Iowa (24)	.....W	....91-79
J 19	Michigan (OT)	.....L	....68-69
J 24	Northwestern	.....W	.....74-57
J 26	Purdue	.....W	....66-44
J 30	Indiana (4)	.....L	.....57-73
F 2	Illinois	.....L	.....62-70
F 9	Mich. St. (25) (20T)	....W	....84-78
F 14	Ohio State (2)	.....L	....71-73
F 16	Iowa	.....W	.....56-55
F 21	Michigan	.....L	.....62-65
F 24	Northwestern	....W	....79-76
F 28	Purdue	.....L	.....62-69
M 2	Indiana (5)	.....L	....61-74
M 6	Illinois	.....W	....85-77
M 9	Minnesota	.....L	.....70-80

National Invitation Tournament  
(Madison, Wis.)

M 13	Bowling Green (OT)	....W	....87-79
M 18	Stanford	.....L	....72-80

### 1991-92

Record: 13-18; Big Ten 4-14 (9th)  
Coach: Steve Yoder

N 23	Loyola (IL)	.....W	....89-67
N 25	SE Missouri St. (OT)	....W	....82-71
N 30	Portland	.....W	.....96-87
D 3	SMU	.....L	....64-66
D 5	C. Conn. St.	.....W	....80-54
D 7	Coastal Carolina	....W	....91-57
D 11	Nebraska	.....L	.....67-86
D 13	Sam Houston St.	....W	....98-75
D 21	Howard	.....W	....64-57
D 27	Washington St. (N1)	.....L	.....51-73
D 29	Navy (N1)	.....W	.....93-58
D 30	Fresno State (N1)	.....L	.....68-71
J 4	Marquette	.....W	....81-63
J 8	Northwestern	.....W	....69-67
J 11	Indiana (10)	.....L	....63-79
J 15	Minnesota	.....L	....48-49
J 22	Illinois	.....L	.....67-74
J 25	Michigan (16)	.....L	.....83-98
J 29	Iowa	.....L	.....66-73
F 2	Purdue	.....W	....79-69
F 5	Ohio State (8)	.....L	.....72-86
F 8	Michigan St. (11)	....L	....64-79
F 12	Michigan State (12)	.....L	.....61-76
F 15	Ohio State (8)	.....L	....63-67
F 20	Illinois	.....W	....92-78
F 26	Michigan (17)	.....W	....96-78
F 29	Purdue	.....L	.....51-61
M 4	Minnesota	.....L	.....57-76
M 7	Iowa	.....L	....65-70
M 12	Indiana (4)	.....L	.....41-66
M 14	Northwestern	.....L	.....65-76

N1 — at Rainbow Classic, Honolulu

### 1992-93

Record: 14-14; Big Ten 7-11 (T8th)  
Coach: Stu Jackson

D 1	Loyola (IL)	.....L	.....66-68
D 5	UW-Green Bay	....W	....70-65
D 8	Bethune-Cookman	....W	....75-50
D 12	UW-Milwaukee	.....L	....72-77
D 14	Charleston South	....W	....101-72
D 23	Detroit Mercy	....W	....108-86
D 29	Alcorn State	....W	....110-81
D 31	Fairfield	.....W	....76-55
J 2	Marquette	.....W	.....77-67
J 9	Michigan (3)	.....L	....73-98
J 13	Purdue (17)	.....L	.....60-76
J 16	Minnesota (19)	.....W	....79-70
J 20	Ohio State (24)	....W	....76-67
J 23	Michigan State (21)	.....W	.....67-66
J 27	Illinois	.....L	.....72-80
J 30	Penn State	.....W	.....75-68
F 3	Northwestern	....W	....101-87

F 10	Michigan (4)	.....L	.....66-85
F 13	Purdue (18) (20T)	....L	....87-90
F 18	Minnesota	.....L	.....71-85
F 20	Ohio State	.....L	.....70-80
F 24	Michigan State	....W	....65-62
F 28	Illinois	.....W	....74-66
M 3	Penn State	.....L	....58-62
M 6	Northwestern	.....L	.....89-100
M 10	Iowa (17)	.....L	.....65-91
M 14	Indiana (2)	.....L	....80-87

National Invitation Tournament  
(Madison, Wis.)

M 17	Rice	.....L	....73-77
------	------	--------	-----------

### 1993-94

Record: 18-11; Big Ten 8-10 (7th)  
Coach: Stu Jackson

N 27	UW-Milwaukee	.....W	....106-84
D 4	Loyola Marymount	.....W	....103-67
D 8	UW-Green Bay	....W	....64-50
D 11	Texas Tech	.....W	.....91-88
D 13	Eastern Michigan	....W	....94-68
D 23	Miss. Valley St.	....W	....115-79
D 27	Stanford	.....W	....80-73
D 29	Grambling	.....W	....103-83
J 2	Marquette (24)	.....W	....71-52
J 6	Penn State	.....W	....71-56
J 8	Ohio State	.....W	....69-55
J 12	Minnesota (18)	.....L	.....53-90
J 15	Purdue (9)	.....W	....75-69
J 19	Michigan State	.....L	.....60-70
J 25	Illinois	.....W	....66-56
J 29	Michigan (15)	.....L	.....75-79
F 2	Michigan State	....W	....87-62
F 5	Ohio State	.....L	.....57-73
F 9	Penn State	.....L	....77-64
F 12	Minnesota (23)	.....L	....78-109
F 16	Purdue (9)	.....L	.....64-67
F 19	Northwestern	.....L	....71-75
F 27	Illinois	.....L	.....65-76
M 2	Michigan (3)	.....W	....71-58
M 5	Northwestern	.....L	.....54-66
M 9	Iowa	.....W	....95-71
M 12	Indiana (18)	.....L	.....65-78

NCAA Tournament  
(West Regional, Ogden, Utah)

M 17	Cincinnati (25)	.....W	....80-72
M 19	Missouri (5)	.....L	.....96-109

### 1994-95

Record: 13-14; Big Ten 7-11 (9th)  
Coach: Stan Van Gundy

N 26	Wright State	.....W	....86-63
N 30	UW-Green Bay	....W	....61-57
D 3	Texas Tech	.....W	....70-65
D 6	Valparaiso	.....W	....69-51
D 10	Eastern Michigan	.....L	.....76-92
D 14	UW-Milwaukee	.....W	....90-64
D 23	Loyola-Mary	.....W	....75-60
D 27	Stanford	.....L	.....78-95
D 31	Marquette	.....L	.....65-80
J 4	Michigan St. (14)	....L	....64-78
J 7	Indiana (21)	.....L	.....70-73
J 11	Ohio State	.....W	....81-59
J 14	Minnesota	.....W	....74-67
J 21	Iowa	.....L	.....84-96
J 26	Penn State	.....L	....67-78
J 28	Northwestern	....W	....97-73
F 1	Michigan	.....L	.....58-62
F 4	Illinois	.....W	....73-60
F 11	Michigan	.....W	....70-65
F 22	Iowa	.....L	....77-84
F 26	Purdue (21)	.....L	.....56-66
F 28	Minnesota	.....L	.....70-78
M 4	Ohio State	.....W	....80-69
M 8	Indiana	.....L	....70-72
M 11	Michigan State (9)	.....L	.....72-97

## EXHIBITION GAMES

Wisconsin has, for years, squared off in one or two exhibition games as a tune-up for the regular season. Below is a listing of those contests.

11/13/02	Gallos de Palea	W	97-55
11/17/02	EA Sports	W	71-52
11/13/01	Ath. in Action	W	82-57
11/10/01	EA Sports	W	95-64
11/4/00	BWBA	W	73-59
11/11/00	Ath. in Action	W	69-66
11/8/99	Ath. in Action	W	73-54
11/6/99	Calif. All-Stars	W	99-65
11/9/98	Calif. All-Stars	W	67-40
11/5/98	Ath. in Action	W	80-71
11/10/97	Ath. in Action	W	54-51
11/5/97	Yugoslavia	W	64-48
11/13/96	Australian Select	W	78-65
11/8/96	Ath. in Action	W	75-63
11/15/95	Marathon	W	84-68
11/7/95	Georgia Select	W	79-33
11/20/94	Michigan Oil	W	91-73
11/8/94	Croatia Nat'l's	W	81-62
11/21/93	Marathon	W	106-84
11/16/93	Slovakia Und.-22	W	99-20
11/22/92	Marathon	W	98-91
11/17/92	Russian Nationals	L	81-87
11/17/91	Brazil Ripasa	W	64-62
11/7/91	Ath. in Action	W	103-95
11/18/90	Marathon	W	94-77
11/8/90	Ukraine Nat'l's	W	91-74
11/19/89	Brazil	W	86-74
11/16/88	Victoria All-Stars	W	84-62
11/19/87	Brandon (Canada)	W	80-56
11/11/86	Poland	L	72-74
11/6/85	Czechoslovakia	W	103-83
11/21/84	Yugoslavia (Zadar)	W	76-67
11/9/83	Yugoslavia	L	59-83
11/11/82	Windsor (Canada)	W	94-58
11/16/81	China	W	88-81
11/13/80	Team Fiat	W	77-70
11/12/79	Yugoslavia	L	70-93
11/19/75	Windsor (Canada)	W	99-68
12/15/71	Australia	W	90-78
1/4/71	Australia	W	94-63

All-time Record: 36-4

### 1995-96

Record: 17-15; Big Ten 8-10 (8th)  
Coach: Dick Bennett

N 20	Villanova (N1) (3)	.....L	.....58-66
N 21	UCLA (N1) (4)	.....L	.....57-68
N 22	Chaminade (N1)	.....W	....104-66
N 28	NE Illinois	.....W	....89-55
D 2	Temple (OT)	.....W	....57-54
D 5	Wright State	.....W	....94-91
D 9	St. Bonaventure	.....L	....62-76
D 11	Providence	.....L	.....57-58
D 14	Valparaiso	.....W	....90-73
D 23	UW-Milwaukee	.....W	....94-63
D 28	Eastern Illinois	....W	....105-70
D 31	Marquette	.....W	....55-46
J 3	Michigan (21)	.....W	....51-46
J 7	Penn State	.....L	.....50-79
J 10	Indiana	.....L	.....55-81
J 13	Iowa (11)	.....W	....80-71
J 17	Michigan State	....W	....61-48
J 20	Northwestern	.....L	.....52-62
J 24	Minnesota (OT)	....W	....73-65
J 31	Ohio State	.....L	.....55-63



F 3 Illinois .....W .....57-56  
**F 7 Purdue (14) .....L ....42-75**  
**F 10 Ohio State .....W ....62-56**  
 F 17 Minnesota .....L .....66-70  
**F 21 Northwestern .....L ....71-82**  
 F 24 Michigan State .....W .....73-52  
 F 28 Iowa (20) .....L .....54-69  
**M 2 Indiana .....L ....68-76**  
**M 6 Penn State (16) .....W ....54-52**  
 M 9 Michigan .....L .....51-65

National Invitation Tournament  
 (Madison, Wis.)

**M 13 Manhattan .....W ....55-42**  
**M 18 Illinois State .....L ....62-77**  
 N1 — Maui Invitational

**1996-97**

Record: 18-10; Big Ten 11-7 (T4th)

Coach: Dick Bennett

N 23 Memphis (N1) .....W .....49-46  
**N 30 UNC-Wilmington .....W ....68-35**  
 D 4 Temple (OT) .....W .....64-57  
**D 7 Brown .....W ....52-30**  
**D 10 UW-Milwaukee .....W ....61-41**  
 D 14 St. Bonaventure .....W .....77-68  
**D 23 Providence .....L ....57-59**  
**D 26 Ball State .....W ....74-59**  
 D 31 Marquette .....L .....52-59  
 J 2 Minnesota (15) .....L .....48-65  
**J 4 Indiana (12) .....W ....71-58**  
**J 9 Michigan State .....L ....50-58**  
 J 11 Iowa .....L .....53-78  
**J 18 Penn State .....W ....64-45**  
 J 22 Purdue .....L .....52-60  
 J 25 Illinois .....W .....73-56  
**J 29 Northwestern .....W ....65-53**  
 F 1 Ohio State .....L .....42-60  
**F 6 Michigan (13) .....W ....58-53**  
 F 8 Northwestern .....W .....56-44  
**F 12 Illinois (20) .....W ....62-45**  
**F 15 Purdue .....W ....69-52**  
 F 19 Penn State .....W .....49-45  
**F 26 Iowa .....W ....49-48**  
 M 1 Michigan State .....L .....49-68  
 M 5 Indiana (25) .....L .....66-70  
**M 8 Minnesota (2) .....W ....66-65**

NCAA Tournament  
 (East Regional, Pittsburgh, Pa.)

M 14 Texas .....L .....58-71  
 N1 — at Ottawa, Ont.

**1997-98**

Record: 12-19; Big Ten 3-13 (T9th)

Coach: Dick Bennett

**N 14 Marquette .....L ....60-65**  
**N 18 Illinois State (24) .....W ....80-66**  
 N 24 Pepperdine .....L .....66-77  
 N 28 Pacific (N1) .....L .....48-55  
 N 29 Oklahoma (N1) (18) .....W .....75-64  
 N 30 Montana (N1) .....W .....78-61  
**D 6 Temple (20) .....L ....49-59**  
**D 9 Toledo (OT) .....W ....73-68**  
 D 13 Ball State .....L .....56-68  
**D 20 Coppin State .....W ....71-63**  
**D 23 Nevada .....W ....62-53**  
 D 27 Fresno State .....W .....64-60  
**D 31 Michigan (18) .....L ....63-76**  
 J 3 Ohio State .....W .....64-59  
 J 8 Michigan State .....L .....40-63  
**J 14 Penn State .....W ....76-57**  
**J 17 Northwestern .....W ....56-33**  
 J 21 Illinois .....L .....48-62  
**J 25 Indiana .....L ....59-69**  
 J 27 Minnesota .....L .....48-58  
 J 31 Purdue (10) .....L .....59-82  
**F 3 Iowa (24) .....L ....76-79**  
**F 7 Illinois (OT) .....L ....47-53**  
 F 11 Northwestern .....L .....39-47  
 F 14 Penn State .....L .....69-75  
**F 18 UW-Milwaukee .....W ....65-58**

**F 21 Michigan St. (14) ....L ....47-56**  
**F 25 Ohio State .....L ....56-61**  
 F 28 Michigan (21) .....L .....70-76

Big Ten Tournament  
 (United Center, Chicago, Ill.)

M 5 Penn State .....W .....52-51  
 M 6 Illinois (18) .....L .....61-66  
 N1 — Big Island Invitational, Hilo, Hawaii

**1998-99**

Record: 22-10; Big Ten 9-7 (T3rd)

Coach: Dick Bennett

**N 14 Loyola Chicago .....W ....66-29**  
**N 16 UW-Milwaukee .....W ....75-63**  
 N 20 New Mexico St. (N1) .....L .....52-66  
 N 21 Virginia (N1) .....W .....66-56  
 N 22 Nebraska (N1) .....W .....78-41  
 N 28 Rhode Island .....W .....65-59  
**D 2 Northern Illinois .....W ....67-52**  
 D 5 Illinois State .....W .....71-54  
 D 9 Temple (16) .....W .....63-56  
**D 12 Pepperdine .....W ....57-51**  
 D 15 Texas .....W .....65-62  
 D 23 Marquette .....W .....61-45  
**D 27 Fresno State .....W ....87-65**  
 D 30 Michigan .....L .....55-59  
**J 2 Ohio State (OT) .....L ....74-78**  
**J 6 Michigan St. (12) ....W ....66-51**  
**J 10 Purdue (9) .....W ....61-56**  
 J 13 Penn State .....W .....61-58  
 J 16 Northwestern .....W .....57-49  
**J 20 Illinois .....W ....75-53**  
 J 23 Iowa (14) .....W .....72-52  
**J 30 Minnesota (19) .....W ....61-50**  
 F 3 Indiana (21) .....L .....60-71  
 F 6 Illinois .....L .....51-53  
**F 10 Northwestern .....W ....57-45**  
**F 13 Penn State .....W ....73-63**  
 F 21 Michigan State (4) .....L .....51-56  
 F 24 Ohio State (10) .....L .....54-63  
**F 27 Michigan .....L ....39-51**

Big Ten Tournament  
 (United Center, Chicago, Ill.)

M 5 Iowa (20) .....W .....74-50  
 M 6 Michigan State (2) .....L .....41-56

NCAA Tournament  
 (East Regional, Charlotte, N.C.)

M 12 SW Missouri State .....L .....32-43  
 # — Top of the World Classic, Fairbanks, Alaska

**1999-2000**

Record: 22-14, Big Ten 8-8 (6th)

Coach: Dick Bennett

N 12 Missouri (N1) .....W .....66-55  
 N 13 Syracuse (N1) .....L .....49-68  
**N 20 Ball State .....W ....60-50**  
 N 23 UW-Milwaukee .....L .....69-49  
 N 30 Wake Forest (N2) .....L .....48-67  
**D 3 Rhode Island .....W ....66-43**  
**D 7 Texas (10) .....W ....61-45**  
**D 8 UW-Green Bay .....W ....55-34**  
 D 11 South Florida .....L .....63-66  
 D 14 Northern Illinois .....L .....51-55  
**D 23 Marquette .....W ....86-74**  
**D 29 Temple (17) .....W ....62-44**  
 J 5 Indiana (10) .....L .....67-71  
**J 8 Illinois (19) .....W ....63-59**  
**J 13 Ohio State (17) .....L ....51-53**  
 J 15 Purdue .....L .....52-63  
 J 19 Penn State .....L .....61-76  
**J 22 Minnesota .....W ....85-53**  
**J 26 Purdue .....W ....55-45**  
**J 29 Iowa .....L ....55-61**  
 F 2 Ohio State (5) .....L .....48-51  
 F 5 Minnesota .....W .....66-64  
**F 12 Michigan State (6) .....L ....44-61**  
**F 16 Michigan .....W ....75-59**  
 F 19 Michigan State (6) .....L .....54-59  
 F 23 Iowa .....W .....54-45  
 M 1 Northwestern .....W .....62-46

**M 5 Indiana (14) .....W ....56-53**

Big Ten Tournament  
 (United Center, Chicago, Ill.)

M 9 Northwestern .....W .....51-41  
 M 10 Purdue (22) .....W .....78-66  
 M 11 Michigan State (5) .....L .....46-55

NCAA Tournament  
 (West Regional, Salt Lake City, Utah  
 and Albuquerque, N.M.)

M 16 Fresno State .....W .....66-56  
 M 18 Arizona (4) .....W .....66-59  
 M 23 LSU (10) .....W .....61-48  
 M 25 Purdue (25) .....W .....64-60

NCAA Final Four  
 (Indianapolis, Ind.)

A 1 Michigan State (2) .....L .....41-53  
 N1 — NABC Classic, Syracuse, N.Y.  
 N2 — ACC-Big Ten Challenge

**2000-01**

Record: 18-11, Big Ten 9-7 (5th)

Coach: Dick Bennett/Brad Soderberg

N 21 Tennessee .....L .....58-66  
**N 25 Northern Illinois .....W ....68-64**  
 N 29 Maryland # (13)(OT) .....W .....78-75  
**D 2 Xavier .....W ....61-46**  
 D 6 UW-Green Bay .....W .....61-53  
**D 9 Ohio .....W ....65-46**  
 D 14 Temple .....W .....66-58  
**D 16 UW-Milwaukee .....W ....55-47**  
 D 23 Marquette .....W .....52-47  
**D 30 South Florida (OT) .....W ....63-61**  
**J 4 Indiana .....W ....49-46**  
 J 6 Minnesota .....L .....49-54  
 J 10 Purdue .....L .....67-73  
 J 13 Michigan St. (3) (OT) .....L .....59-69  
**J 16 Iowa (14) .....W ....67-54**  
**J 24 Ohio State .....W ....57-42**  
**J 27 Penn State .....W ....63-58**  
**J 30 Butler .....L ....44-58**  
 F 3 Michigan .....W .....60-41  
**F 7 Purdue .....W ....73-54**  
 F 10 Ohio State .....L .....58-63  
 F 13 Illinois (4) .....L .....67-68  
**F 18 Northwestern .....W ....59-37**  
**F 21 Minnesota .....W ....64-54**  
 F 24 Indiana .....L .....55-85  
**F 27 Michigan State (3) .....L ....47-51**  
 M 3 Iowa .....W .....59-57

Big Ten Tournament  
 (United Center, Chicago, Ill.)

M 9 Indiana .....L .....52-64

NCAA Tournament  
 (West Regional, Boise, Idaho)

M 15 Georgia State .....L .....49-50  
 # — ACC-Big Ten Challenge, Milwaukee, Wis.

**2001-02**

**BIG TEN CHAMPIONS**

Record: 19-13, Big Ten 11-5 (T1st)

Coach: Bo Ryan

N 17 UNLV .....L .....69-74  
 N 23 Hawaii-Hilo% .....W .....78-62  
 N 24 Weber State% .....L .....69-73  
 N 25 Hawaii% .....L .....57-60  
 N 28 Georgia Tech# .....L .....61-62  
**D 1 UW-Green Bay .....W ....70-57**  
**D 3 Temple (20T) .....L ....67-70**  
 D 8 Ohio .....W .....77-71  
 D 10 Xavier .....L .....48-57  
**D 15 Furman .....W ....68-60**  
**D 22 Marquette (14) .....W ....86-63**  
 D 27 UW-Milwaukee .....W .....81-79  
**D 29 Tennessee .....W ....65-62**  
 J 2 Iowa .....L .....57-69  
**J 5 Illinois .....W ....72-66**  
 J 9 Penn State .....L .....49-51  
 J 12 Michigan State (25) .....W .....64-63  
**J 16 Minnesota .....W ....73-64**

**J 19 Purdue .....W ....77-66**  
 J 23 Illinois (9) .....L .....48-80  
**J 26 Penn State .....W ....66-63**  
 J 30 Northwestern .....L .....60-69  
 F 2 Michigan .....L .....53-64  
**F 6 Ohio State (16) (OT) ..W ....94-92**  
**F 9 Northwestern .....W ....73-44**  
 F 13 Indiana (22) .....W .....64-63  
 F 16 Minnesota .....W .....67-62  
**F 19 Iowa .....W ....64-56**  
**F 27 Michigan .....W ....74-54**

Big Ten Tournament  
 (Conseco Fieldhouse, Indianapolis, Ind.)

M 8 Iowa .....L .....56-58

NCAA Tournament  
 (East Regional, Washington, D.C.)

M 15 St. John's .....W .....80-70  
 M 17 Maryland (4) .....L .....57-87  
 % — Big Island Invitational, Hilo, Hawaii  
 # — ACC-Big Ten Challenge

**2002-03**

**BIG TEN CHAMPIONS**

Record: 24-8 Big Ten 12-4 (1st)

Coach: Bo Ryan

**N 15 E. Washington .....W ....81-55**  
**N 16 N. Illinois .....W ....84-56**  
**N 23 UW-Milwaukee .....W ....83-72**  
 N 30 UW-Green Bay .....W .....69-52  
**D 4 Wake Forest# .....L ....80-90**  
**D 7 UNLV .....W ....91-74**  
**D 11 New Hampshire .....W ....85-36**  
 D 14 Marquette (16) .....L .....54-63  
**D 21 Texas Southern .....W ....81-58**  
**D 23 Ohio .....W ....75-51**  
 J 2 Temple .....W .....80-67  
**J 4 Chicago State .....W ....73-45**  
 J 8 Michigan .....L .....65-66  
 J 11 Illinois (10) .....L .....63-69  
**J 15 Minnesota .....W ....66-50**  
 J 18 Ohio State .....W .....53-52  
**J 22 Iowa .....W ....74-61**  
**J 29 Northwestern .....W ....69-50**  
**F 1 Penn State .....W ....86-55**  
 F 5 Purdue (24) .....L .....60-78  
 F 8 Northwestern .....W .....74-59  
**F 11 Michigan State .....W ....64-53**  
**F 15 Indiana .....W ....71-59**  
 F 19 Penn State .....L .....57-58  
 F 22 Iowa .....W .....61-53  
**F 26 Michigan .....W ....73-42**  
 M 2 Minnesota .....W .....69-61  
**M 5 Illinois (14) .....W ....60-59**

Big Ten Tournament  
 (United Center, Chicago, Ill.)

M 14 Ohio State .....L .....50-58

NCAA Tournament  
 (Midwest Regional, Spokane, Wash. and  
 Minneapolis, Minn.)

M 20 Weber State .....W .....81-74  
 M 22 Tulsa .....W .....61-60  
 M 27 Kentucky (1) .....L .....57-63  
 # — ACC-Big Ten Challenge

Note: home games are listed in bold

WISCONSIN HISTORY

# ALL-TIME SERIES SCORES

## Air Force

*All-Time: UW leads 2-0*  
*At Madison: UW leads 1-0*  
*At Air Force: UW leads 1-0*  
 12/3/60 H W 80-67  
 12/1/62 A W 72-64

## Alabama

*All-Time: UW trails 0-2*  
*At Madison: UW trails 0-1*  
*At Tuscaloosa: UW trails 0-1*  
 12/8/79 H L 62-66  
 12/1/80 A L 75-90

## Alcorn State

*All-Time: UW leads 1-0*  
*At Madison: UW leads 1-0*  
 12/29/92 H W 110-81

## Arizona

*All-Time: UW leads 2-1*  
*At Tucson: UW trails 0-1*  
*Neutral Site: UW leads 2-0*  
 12/3/62 A L 46-51  
 12/30/66 N W 104-77  
 3/18/00 N W 66-59

## Arkansas State

*All-Time: UW leads 1-0*  
*At Madison: UW leads 1-0*  
 12/14/14 H W 45-7

## Army

*All-Time: UW leads 1-0*  
*Neutral Site: UW leads 1-0*  
 12/30/79 N W 78-54

## Ball State

*All-Time: UW leads 6-2*  
*At Madison: UW leads 6-0*  
*At Muncie: UW trails 0-2*  
 12/4/36 H W 38-33  
 12/1/69 H W 88-74  
 12/9/80 H W 85-72  
 12/12/81 H W 71-70  
 12/8/82 A L 66-76  
 12/26/96 H W 74-59  
 12/13/97 A L 56-68  
 11/20/99 H W 60-50

## Bethune-Cookman

*All-Time: UW leads 1-0*  
*At Madison: UW leads 1-0*  
 12/8/92 H W 75-50

## Boston College

*All-Time: UW leads 3-2*  
*Neutral Site: UW leads 3-2*  
 12/26/59 N W 95-82  
 12/18/64 N L 85-86  
 12/26/64 N W 70-69  
 12/27/76 N W 74-66  
 12/27/85 N L 72-74

## Bowling Green State

*All-Time: UW leads 2-1*  
*At Madison: UW leads 2-0*  
*At Bowl. Green: UW trails 0-1*  
 12/12/64 H W 87-56  
 12/10/66 A L 69-81  
 3/13/91 H W 87-79

## Bradley

*All-Time: Series tied 2-2*  
*At Madison: UW leads 1-0*  
*At Peoria: UW trails 0-2*  
*Neutral Site: UW leads 1-0*  
 2/12/29 H W 48-22  
 12/20/56 A L 62-74  
 12/17/60 A L 66-88  
 11/26/89 N W 63-57

## Brigham Young

*All-Time: UW leads 1-0*  
*At Madison: UW leads 1-0*  
 12/11/31 H W 30-16

## Brown

*All-Time: UW leads 2-0*  
*At Madison: UW leads 2-0*  
 12/21/74 H W 79-68  
 12/7/96 H W 52-30

## Butler

*All-Time: UW leads 17-13*  
*At Madison: UW leads 13-7*  
*At Indianapolis: UW trails 4-6*  
 12/16/21 H L 20-26  
 12/15/22 H L 13-20  
 2/12/24 H W 25-23  
 12/19/24 H L 16-22  
 2/5/26 H W 31-24  
 12/16/27 H W 25-18  
 2/10/32 H W 28-17  
 12/30/33 H W 37-27  
 2/8/36 H W 28-24  
 12/23/36 A L 23-43  
 12/19/38 A L 21-24  
 2/5/40 H L 46-50  
 2/8/41 H W 59-55  
 12/9/46 A W 60-52  
 12/8/47 H W 61-53  
 2/1/51 H W 60-35  
 2/6/52 A W 62-60

12/1/53 H W 70-54  
 1/17/55 A W 57-53  
 12/1/55 H L 63-67  
 12/3/56 A L 50-54  
 12/19/57 H W 59-58  
 12/30/58 A L 55-69  
 12/1/59 H L 82-88  
 12/1/60 A L 58-73  
 12/5/87 H W 92-80  
 12/10/88 A W 63-53  
 12/9/89 H W 75-59  
 12/15/90 A L 88-94  
 1/30/01 H L 44-58

## Cal. State-LA

*All-Time: UW leads 1-0*  
*At Madison: UW leads 1-0*  
 11/27/85 H W 104-88

## California

*All-Time: UW trails 2-5*  
*At Madison: UW leads 1-0*  
*At Berkeley: UW trails 0-3*  
*Neutral Site: UW trails 1-2*  
 12/19/47 A L 61-73  
 12/20/47 A L 44-59  
 12/28/51 N L 49-68  
 12/26/52 H W 64-57  
 12/29/55 A L 55-62  
 12/20/58 N L 53-68  
 12/29/86 N W 66-63

## California-Davis

*All-Time: UW leads 1-0*  
*At Madison: UW leads 1-0*  
 12/3/73 H W 97-53

## Canisius

*All-Time: Series tied 1-1*  
*At Madison: UW leads 1-0*  
*At Buffalo: UW trails 0-1*  
 12/28/59 A L 65-80  
 12/3/77 H W 96-70

## Central Conn. St.

*All-Time: UW leads 1-0*  
*At Madison: UW leads 1-0*  
 12/5/91 H W 80-54

## Central Mich.

*All-Time: UW leads 3-2*  
*At Madison: UW leads 3-0*  
*At Mt. Pleasant: UW trails 0-2*  
 12/31/80 H W 69-62  
 12/9/81 A L 68-71  
 12/11/82 H W 83-67  
 12/8/84 H W 74-63  
 12/6/86 A L 66-80

## Chaminade

*All-Time: UW leads 1-0*  
*Neutral Site: UW leads 1-0*  
 11/22/95 N W 104-66

## Charl. Southern

*All-Time: UW leads 1-0*  
*At Madison: UW leads 1-0*  
 12/14/92 H W 101-72

## Chicago State

*All-Time: UW leads 1-0*  
*At Madison: UW leads 1-0*  
 1/4/03 H W 73-45

## Cincinnati

*All-Time: UW trails 1-5*  
*At Madison: UW trails 0-2*  
*At Cincinnati: UW trails 0-2*  
*Neutral Site: Series tied 1-1*  
 12/9/61 H L 67-86  
 12/30/61 N L 71-101  
 12/14/63 A L 60-65  
 12/22/65 A L 74-87  
 12/3/66 H L 70-77  
 3/17/94 N W 80-72

## CCNY

*All-Time: UW trails 0-1*  
*Neutral Site: UW trails 0-1*  
 3/20/47 N L 56-70

## Cleveland State

*All-Time: UW leads 1-0*  
*At Madison: UW leads 1-0*  
 12/22/79 H W 103-78

## Coastal Carolina

*All-Time: UW leads 1-0*  
*At Madison: UW leads 1-0*  
 12/7/91 H W 91-57

## Coppin State

*All-Time: UW leads 1-0*  
*At Madison: UW leads 1-0*  
 12/20/97 H W 71-63

## Creighton

*All-Time: UW leads 1-0*  
*At Madison: UW leads 1-0*  
 1/8/49 H W 75-39

## Dartmouth

*All-Time: UW leads 3-1*  
*At Madison: UW leads 2-0*  
*Neutral Site: Series tied 1-1*  
 3/21/41 H W 51-50  
 12/31/41 N L 49-57  
 12/27/63 N W 94-68  
 12/14/84 H W 90-70



**Davidson**

All-Time: UW trails 0-1  
 Neutral Site: UW trails 0-1  
 12/12/80 N L 63-67

**Dayton**

All-Time: UW leads 1-0  
 Neutral Site: UW leads 1-0  
 12/28/61 N W 105-93

**Denver**

All-Time: UW leads 2-0  
 At Madison: UW leads 2-0  
 12/28/53 H W 67-48  
 12/14/88 H W 89-34

**DePaul**

All-Time: UW trails 1-6  
 At Madison: UW trails 1-2  
 At Chicago: UW trails 0-3  
 Neutral Site: UW trails 0-1  
 12/23/35 A L 22-27  
 12/30/36 H L 17-33  
 3/3/44 N L 35-48  
 12/6/76 H W 68-66  
 12/14/77 H L 62-85  
 12/16/78 A L 78-84  
 12/5/79 A L 77-90

**Detroit**

All-Time: UW leads 2-0  
 At Madison: UW leads 2-0  
 1/2/39 H W 34-27  
 12/23/92 H W 108-86

**Duquesne**

All-Time: UW trails 0-1  
 Neutral Site: UW trails 0-1  
 12/29/67 N L 66-76

**E. Tennessee St.**

All-Time: UW leads 1-0  
 Neutral Site: UW leads 1-0  
 12/1/79 N W 68-56

**East Texas State**

All-Time: UW leads 1-0  
 At Madison: UW leads 1-0  
 12/5/85 H W 82-60

**Eastern Illinois**

All-Time: UW leads 4-1  
 At Madison: UW leads 4-0  
 At Charleston: UW trails 0-1  
 12/1/70 H W 102-84  
 12/22/86 H W 72-68  
 12/3/87 A L 52-59  
 12/5/88 H W 52-44  
 12/28/95 H W 105-70

**Eastern Mich.**

All-Time: UW leads 3-2  
 At Madison: UW leads 3-1  
 At Ypsilanti: UW trails 0-1  
 12/12/79 H W 69-57  
 12/30/88 H W 84-69  
 11/24/89 H L 52-71  
 12/13/93 H W 94-68  
 12/10/94 A L 76-92

**Eastern Wash.**

All-Time: UW leads 1-0  
 At Madison: UW leads 1-0  
 11/15/02 H W 81-55

**Fairfield**

All-Time: UW leads 1-0  
 At Madison: UW leads 1-0  
 12/31/92 H W 76-55

**Ferris State**

All-Time: UW leads 1-0  
 At Madison: UW leads 1-0  
 11/28/88 H W 98-61

**Florida**

All-Time: Series tied 1-1  
 At Madison: UW leads 1-0  
 At Gainesville: UW trails 0-1  
 12/20/67 H W 86-81  
 12/21/68 A L 66-71

**Florida A&M**

All-Time: UW leads 1-0  
 At Madison: UW leads 1-0  
 11/26/83 H W 100-56

**Florida State**

All-Time: UW leads 1-0  
 At Madison: UW leads 1-0  
 12/4/61 H W 64-63

**Florida Tech**

All-Time: UW leads 1-0  
 At Madison: UW leads 1-0  
 12/13/71 H W 90-58

**Fordham**

All-Time: UW leads 1-0  
 Neutral Site: UW leads 1-0  
 12/16/66 N W 67-66

**Fresno State**

All-Time: UW leads 3-1  
 At Madison: UW leads 1-0  
 At Fresno: UW leads 1-0  
 Neutral Site: Series tied 1-1  
 12/30/91 N L 68-71  
 12/27/97 A W 64-60  
 12/27/98 H W 87-65  
 3/16/00 N W 66-56

**Furman**

All-Time: UW leads 1-0  
 At Madison: UW leads 1-0  
 12/15/01 H W 68-60

**George Washington**

All-Time: UW trails 0-1  
 At Wash., D.C.: UW trails 0-1  
 12/7/77 A L 74-77

**Georgetown**

All-Time: Series tied 1-1  
 Neutral Site: Series tied 1-1  
 12/28/71 N W 82-62  
 12/28/82 N L 43-71

**Georgia**

All-Time: UW trails 0-2  
 Neutral Site: UW trails 0-2  
 12/28/74 N L 89-91  
 12/28/89 N L 64-65

**Georgia State**

All-Time: UW trails 0-1  
 Neutral Site: UW trails 0-1  
 3/15/01 N L 49-50

**Georgia Tech**

All-Time: Series tied 1-1  
 At Atlanta: UW trails 0-1  
 Neutral Site: UW leads 1-0  
 12/28/63 N W 104-84  
 11/28/01 A L 61-62

**Gonzaga**

All-Time: UW leads 2-0  
 At Madison: UW leads 1-0  
 Neutral Site: UW leads 1-0  
 12/18/63 H W 115-71  
 12/1/89 N W 63-58

**Grambling**

All-Time: UW leads 1-0  
 At Madison: UW leads 1-0  
 12/29/93 H W 103-83

**Hardin-Simmons**

All-Time: UW leads 1-0  
 At Madison: UW leads 1-0  
 1/27/65 H W 83-63

**Harvard**

All-Time: UW leads 1-0  
 At Madison: UW leads 1-0  
 1/31/42 H W 58-41

**Hawaii**

All-Time: Series tied 1-1  
 Neutral Site: Series tied 1-1  
 12/27/86 N W 82-77  
 11/25/01 N L 57-60

**Hawaii-Hilo**

All-Time: UW leads 1-0  
 At Hilo: UW leads 1-0  
 11/23/01 A W 78-62

**Houston**

All-Time: Series tied 1-1  
 At Madison: UW leads 1-0  
 At Madison: UW trails 0-1  
 12/1/64 H W 76-65  
 12/11/65 A L 57-82

**Howard**

All-Time: UW leads 1-0  
 At Madison: UW leads 1-0  
 12/21/91 H W 64-57

**Illinois**

All-Time: UW trails 66-101  
 At Madison: UW leads 49-36  
 At Champaign: UW trails 17-64  
 Neutral Site: UW trails 0-1  
 3/3/06 A W 36-32  
 3/10/06 H W 1-0%  
 1/19/07 A W 22-16  
 2/1/07 H W 47-13  
 1/18/08 A W 28-20  
 3/9/08 H W 27-14  
 1/16/09 A L 19-28  
 1/23/09 H W 20-10  
 1/21/10 H W 28-16  
 1/25/10 A L 14-34  
 1/21/11 H W 20-17  
 3/11/11 A L 18-21  
 1/13/12 H W 27-10  
 3/15/12 A W 23-15  
 1/11/13 A W 16-15  
 2/21/13 H W 18-13  
 1/10/14 A W 26-25  
 2/20/14 H W 29-16  
 2/8/15 A L 19-39  
 2/13/15 H L 17-19  
 1/22/16 A L 20-27  
 2/19/16 H W 34-14  
 2/20/17 H W 25-14  
 2/24/17 A L 17-20  
 1/19/18 A W 22-21  
 2/23/18 H W 23-15  
 1/25/19 H L 15-25  
 1/15/19 A L 14-16  
 1/24/20 A L 20-43  
 2/21/20 H W 33-29  
 1/22/21 H W 23-18  
 2/19/21 A L 9-17  
 2/10/22 H W 25-23  
 2/27/22 A L 35-37  
 2/16/24 H W 13-12  
 2/25/24 A L 20-31  
 2/21/25 A L 25-35  
 3/9/25 H W 24-9  
 2/28/27 A L 28-32  
 3/5/27 H W 39-13  
 1/16/28 H L 33-34

WISCONSIN HISTORY

3/9/28	A	W	32-22	1/12/71	A	L	82-84
1/18/30	H	W	14-9	2/23/71	H	W	88-84
2/24/30	H	W	23-17	2/26/72	A	L	86-91
1/05/31	A	W	12-9	3/11/72	H	W	97-84
1/24/31	H	W	30-20	1/8/73	A	L	74-76
2/11/33	A	L	25-38	2/10/73	H	W	99-88
2/20/33	H	L	15-29	1/19/74	H	W	101-75
1/6/34	A	L	17-20	1/13/75	A	L	56-72
2/17/34	H	W	28-22	2/10/75	H	W	76-70
1/11/36	H	L	27-29	1/12/76	A	L	61-71
2/15/36	A	L	20-36	2/9/76	H	L	59-70
1/9/37	H	L	28-31	2/3/77	A	L	72-82
2/22/37	A	L	31-48	2/12/77	H	W	62-50
1/21/39	H	L	34-37	2/2/78	A	L	71-74
2/19/40	A	L	35-37	2/11/78	H	W	80-73
2/15/41	H	W	46-30	1/18/79	H	L	74-81
1/3/42	H	L	40-55	2/15/79	A	L	64-81
2/23/42	A	L	43-45	1/19/80	H	L	64-69
1/11/43	H	L	40-52	2/7/80	A	L	50-67
2/20/43	A	L	26-50	1/24/81	A	W	54-45
1/03/44	H	L+	43-45	2/12/81	H	L	65-84
1/7/44	A	W	43-38	2/4/82	A	L	54-88
1/1/46	H	L	31-56	2/13/82	H	L	60-68
1/18/46	A	L	53-72	1/8/83	H	L	54-61
1/1/47	H	W	53-47	3/10/83	A	L	64-71
1/25/47	A	L	37-63	1/7/84	H	L+	62-63
1/3/48	H	W	52-47	3/10/84	A	L	57-81
1/24/48	A	L	36-57	1/17/85	H	L	67-78
1/3/49	A	L	50-62	2/16/85	A	L	49-68
2/5/49	H	L	54-61	1/16/86	A	L	54-73
1/2/50	H	W	59-50	2/15/86	H	L	74-82
2/25/50	A	L	58-76	1/8/87	H	L	66-68
1/1/51	H	L+	69-71	2/7/87	A	L	74-99
2/10/51	A	L	52-63	1/16/88	H	L	65-80
1/7/52	A	L	49-53	2/21/88	A	L	65-85
3/08/52	H	W	58-48	1/12/89	A	L	80-103
1/10/53	A	L	61-71	1/18/89	H	W	72-52
2/7/53	H	L	61-65	1/4/90	A	L	59-73
2/13/54	H	L+	64-70	1/25/90	H	L	63-66
2/22/54	A	L	64-66	1/2/91	A	L	62-70
1/1/55	A	W	79-64	3/6/91	H	W	85-77
2/19/55	H	L	71-99	1/22/92	A	L	67-74
1/9/56	A	L	77-96	2/20/92	H	W	92-78
1/12/57	H	L	63-79	1/27/93	A	L	72-80
1/4/58	H	L	59-64	2/28/93	H	W	74-66
1/13/58	A	W	71-70	1/25/94	H	W	66-56
1/5/59	H	L	51-77	2/27/94	A	L	65-76
2/16/59	A	L	54-93	2/4/95	H	W	73-60
2/20/60	H	W	75-63	2/3/96	A	W	57-56
2/6/61	A	L	73-77	1/25/97	A	W	73-56
1/29/62	A	W	85-81	2/12/97	H	W	62-45
2/19/62	H	W	103-101	1/21/98	A	L	48-62
2/11/63	H	W	84-77	2/7/98	H	L+	47-53
2/23/63	A	L	77-89	3/6/98	UC	L	61-66
3/7/64	A	L	73-97	1/20/99	H	W	75-53
12/15/64	H	L	56-70	2/6/99	A	L	51-53
12/14/65	H	L	70-90	1/8/00	H	W	63-59
1/11/66	A	L	64-80	2/13/01	A	L	67-68
12/19/66	A	L	74-87	1/7/02	H	W	72-66
3/11/67	H	W	102-92	1/23/02	A	L	48-80
2/6/68	H	L	60-68	1/11/03	A	L	63-69
2/1/69	A	L	73-86	3/5/03	H	W	60-59
1/3/70	H	L	69-74	% - forfeited by UI			
2/3/70	A	W	66-65	UC - United Center, Chicago			

**Illinois-Chicago**

All-Time: UW trails 0-1  
 At Madison: UW trails 0-1  
 12/4/81 H L 66-74


**Illinois State**

All-Time: UW leads 2-1  
 At Madison: Series tied 1-1  
 At Normal: UW leads 1-0  
 3/18/96 H L 62-77  
 11/18/97 H W 80-66  
 12/5/98 A W 71-54

**Indiana**

All-Time: UW trails 51-91  
 At Madison: UW trails 30-40  
 At Bloomington: UW trails 21-50  
 Neutral Site: UW trails 0-1  
 1/29/10 H L 11-13  
 3/7/10 A W 33-8  
 2/3/11 H W 51-9  
 3/10/11 A L 18-21  
 2/17/12 H W 51-10  
 3/16/12 A W 32-21  
 2/13/13 A W 30-19  
 2/27/13 H W 48-10  
 1/12/14 A W 57-15  
 2/24/14 H W 46-24  
 1/9/15 A W 39-18  
 1/18/15 H W 47-15  
 3/6/17 H W 29-14  
 3/15/17 A W 18-16  
 2/24/19 H W 29-16  
 3/15/19 A L 12-22  
 1/8/23 A W 17-10  
 3/12/23 H W 35-17  
 1/5/24 A W 23-21  
 1/14/24 H W 28-27

1/11/26	H	W	33-31
3/9/26	A	L	20-35
1/8/27	H	L	23-28
2/26/27	A	L	23-31
1/14/29	H	W	24-20
2/16/29	A	W	27-25
1/23/30	A	W+	23-21
3/8/30	H	W	34-23
2/15/32	A	L	21-33
3/5/32	H	W	35-26
1/14/33	A	W+	38-37
2/18/33	H	L+	28-29
1/12/35	A	W	30-23
2/16/35	H	W+	37-27
1/20/36	H	L	24-26
2/22/36	A	L	21-54
2/7/38	A	L	44-47
2/28/38	H	W	34-32
1/14/39	A	L	19-43
1/15/40	H	L	34-40
2/24/41	A	W	38-30
1/5/42	A	L	34-38
1/24/42	H	W	42-36
2/13/43	H	L	44-51
2/15/43	H	W	57-53
2/11/44	A	W	62-43
2/12/44	A	W	52-31
1/11/47	H	W	70-49
1/10/48	A	W	58-54
1/15/49	H	W	58-48
1/7/50	A	L	59-61
3/5/51	A	L	58-68
2/23/52	H	L	48-63
2/9/53	A	L	48-66
2/16/53	H	L	70-72
1/4/54	A	L	67-70
1/16/54	H	L	74-90
1/15/55	H	W	77-66



The Badgers defeated Indiana 71-59 last year at the Kohl Center, giving them four wins in their last six meetings with IU.

WISCONSIN HISTORY



2/7/55	A	L	58-65	1/30/91	A	L	57-73	1/7/39	H	W	28-24	1/12/80	A	L	65-66
1/7/56	H	L	71-75	3/2/91	H	L	61-74	2/10/40	A	L	35-37	2/21/80	H	W	62-58
2/13/56	A	W	69-67	1/11/92	H	L	63-79	1/11/41	H	W	49-35	1/15/81	H	L	66-76
1/7/57	A	L	68-79	3/12/92	A	L	41-66	1/10/42	A	L	45-49	2/28/81	A	L	75-96
2/23/57	H	L	74-85	3/14/93	H	L	80-87	3/7/42	H	W	62-45	1/16/82	H	L	62-78
2/10/58	H	L	87-93	3/12/94	A	L	65-78	2/19/45	A	L	53-54	2/25/82	A	L	55-79
3/7/59	A	L	71-97	1/7/95	A	L	70-73	2/24/45	H	L	38-68	1/22/83	H	W	65-62
2/6/60	H	L	85-97	3/8/95	H	L	70-72	1/7/46	A	L	50-57	2/24/83	A	L	63-93
2/13/60	A	L	71-91	1/10/96	A	L	55-81	2/16/46	H	L	39-44	1/21/84	A	L	62-75
2/18/61	H	L	84-98	3/2/96	H	L	68-76	1/4/47	A	W	63-62	2/23/84	H	L	55-63
3/6/61	A	L	69-80	1/4/97	H	W	71-58	2/3/47	H	W	60-53	1/26/85	A	L	65-105
2/12/62	A	W	105-94	3/5/97	A	L	66-70	1/12/48	H	W	60-51	2/20/85	H	W	54-53
2/25/63	H	W	102-96	1/25/98	H	L	59-69	2/21/48	A	L	40-62	1/25/86	H	W	69-63
2/17/64	H	L++	80-82	2/3/99	A	L	60-71	2/19/49	A	L	60-61	2/20/86	A	L	48-101
2/24/64	A	L	82-108	1/5/00	A	L	67-71	2/28/49	H	W	70-47	1/5/87	A	L	63-78
2/20/65	A	L	87-100	3/5/00	H	W	56-53	2/13/50	A	W+	66-62	3/8/87	H	L	71-81
3/8/65	H	L	73-92	1/4/01	H	W	49-46	2/18/50	H	W	53-44	1/25/88	H	L	89-104
2/7/66	H	W	79-78	2/24/01	A	L	55-85	2/17/51	H	L	60-73	3/10/88	A	L	70-103
2/11/67	A	L	81-93	3/9/01	UC	L	52-64	3/3/52	A	W	78-75	1/26/89	A	L	70-78
2/10/68	H	W	95-83	2/13/02	A	W	64-63	12/15/52	H	W	75-70	2/11/89	H	W	65-54
3/5/68	A	L	85-93	2/15/03	H	W	71-59	12/29/52	A	L	66-83	1/11/90	H	W+	73-69
2/4/69	H	L	63-65	UC - United Center				1/9/54	A	L	54-71	2/10/90	A	W	80-71
2/25/69	A	L	84-101					1/3/55	H	L	69-86	1/17/91	H	W	91-79
2/17/70	A	L	77-89					2/18/56	H	L	74-78	2/16/91	A	W	56-55
3/2/71	H	W++	94-87	<b>Indiana State</b>				2/18/56	A	L	66-80	1/29/92	A	L	66-73
1/15/72	A	W+	66-64	<i>All-Time: UW trails 0-1</i>				1/19/57	H	L	47-70	3/7/92	H	L	65-70
2/12/72	H	L+	76-84	<i>At Madison: UW trails 0-1</i>				3/9/57	A	W	60-59	3/10/93	A	L	65-91
1/6/73	H	L	64-78	12/10/62	H	L	86-87	2/17/58	A	L	61-74	3/9/94	H	W	95-71
2/24/73	A	L	55-57	<b>Iowa</b>				2/14/59	H	L	84-94	1/21/95	A	L	84-96
1/12/74	A	L	51-52	<i>All-Time: UW trails 66-74</i>				1/4/60	H	L	64-71	2/22/95	H	L	77-84
2/11/74	H	L	63-81	<i>At Madison: UW leads 43-29</i>				2/15/60	A	W	63-58	1/13/96	H	W	80-71
1/20/75	H	L	69-89	<i>At Iowa City: UW trails 22-44</i>				1/9/61	H	L	68-76	2/28/96	A	L	54-69
2/17/75	A	L	58-93	<i>Neutral Site: Series tied 1-1</i>				2/13/61	A	L	61-63	1/11/97	A	L	53-78
1/31/76	A	L	61-114	3/1/09	H	W	30-9	1/6/62	H	W	91-79	2/26/97	H	W	49-48
2/26/76	H	L	67-96	1/5/12	A	W	38-12	3/10/62	A	L	64-81	2/3/98	H	L	76-79
1/15/77	H	L	64-79	2/12/12	H	W	30-5	1/14/63	A	L	56-65	1/23/99	A	W	72-52
2/24/77	A	W	66-64	1/10/16	A	W+	36-31	3/4/63	H	W	75-69	3/5/99	UC	W	74-60
1/14/78	H	W	78-65	2/28/16	H	W	38-19	1/13/64	H	W	79-61	1/29/00	H	L	55-61
2/23/78	A	L	54-58	1/8/18	A	W	36-22	1/4/65	A	L	62-92	2/23/00	A	W	54-45
1/25/79	A	L	61-82	1/21/18	A	W	34-19	1/8/66	H	W	69-68	1/16/01	H	W	67-54
2/17/79	H	L+	62-68	2/10/19	H	W	29-18	2/26/66	A	L	70-80	3/3/01	A	W	59-57
1/5/80	H	W	52-50	3/10/19	A	L	27-29	2/18/67	A	W	96-95	1/2/02	A	L	57-69
2/28/80	A	L	52-61	1/5/20	A	W	35-18	3/7/67	H	L+	87-90	2/19/02	H	W	64-56
2/5/81	A	L	64-89	1/19/20	H	L	20-21	2/17/68	A	L	61-69	3/8/02	CF	L	56-58
2/14/81	H	L	52-59	1/7/22	A	W	18-15	3/8/69	H	W	84-74	1/22/03	H	W	74-61
1/28/82	H	L	56-62	2/13/22	H	L	18-24	1/10/70	H	L	74-92	2/22/03	A	W	61-53
2/18/82	A	L	57-88	3/8/24	A	L	19-22	2/10/70	A	L	100-119	UC - United Center			
2/3/83	A	L	73-83	3/11/24	H	W	36-26	2/6/71	H	L	91-93	CF - Conseco Fieldhouse			
2/12/83	H	L	56-75	2/16/25	H	W	16-15	2/27/71	A	W	89-83				
2/4/84	H	L	67-81	3/3/25	A	W	25-23	1/8/72	H	W	81-80	<b>Iowa State</b>			
2/9/84	A	L	64-74	2/22/27	H	W	24-21	2/17/73	A	L	76-100	<i>All-Time: UW trails 3-5</i>			
1/12/85	A	L	68-90	3/11/27	A	L	17-26	2/9/74	H	W	113-87	<i>At Madison: UW leads 3-2</i>			
2/7/85	H	L	54-58	2/20/28	H	W	31-21	3/4/74	A	W	74-58	<i>At Ames: UW trails 0-3</i>			
1/11/86	H	L	69-80	3/3/28	H	W	20-17	2/1/75	H	W+	86-85	1/31/29	H	W	34-17
2/6/86	A	L	69-78	1/17/31	H	W	24-13	3/1/75	A	L	68-75	12/5/59	H	L	53-71
1/15/87	A	L	65-103	2/16/31	H	L	17-19	1/17/76	H	L	71-81	12/5/60	A	L	76-88
2/16/87	H	L+++	85-86	1/9/33	H	W	21-19	2/14/76	A	L	82-96	12/13/66	H	W	80-73
1/19/88	A	L	53-55	2/13/33	A	L	25-31	2/5/77	A	L	73-90	12/16/69	A	L	73-84
3/9/88	Ho	L	74-84	1/8/34	A	L	26-32	3/5/77	H	L++	93-94	12/7/74	H	W	86-84
1/19/89	H	L+	58-61	3/3/34	H	W	35-32	1/30/78	A	L	73-88	12/12/77	A	L	73-82
3/9/89	A	L	64-75	1/13/36	H	W	27-21	2/4/78	H	W	82-72	12/29/81	H	L	79-103
2/1/90	A	L	61-85	2/17/36	A	L	25-32	2/1/79	H	L	64-70				
3/3/90	H	L	68-70	1/18/37	H	W	29-23	2/10/79	A	L	65-79				
				2/20/37	A	L	35-43								

**Kansas**

All-Time: UW trails 1-3  
 At Madison: Serie tied 1-1  
 At Lawrence: UW trails 0-2  
 12/10/55 H L 66-74  
 12/22/56 A L 62-83  
 12/3/68 H W 67-62  
 12/8/69 A L 60-76

**Kansas State**

All-Time: Series tied 2-2  
 At Madison: UW leads 2-0  
 At Manhattan: UW trails 0-2  
 12/6/49 H W 56-48  
 12/18/50 A L 58-77  
 12/4/82 H W 64-52  
 12/10/83 A L 64-71

**Kent**

All-Time: UW leads 1-0  
 At Madison: UW leads 1-0  
 12/2/63 H W 88-77

**Kentucky**

All-Time: UW trails 1-3  
 At Lexington: UW trails 0-2  
 Neutral Site: Serie tied 1-1  
 12/20/63 A L 85-105  
 12/31/68 N W 69-65  
 11/27/76 A L 64-72  
 3/27/03 N L 57-63

**Kentucky State**

All-Time: UW leads 3-0  
 At Madison: UW leads 2-0  
 Neutral Site: UW leads 1-0  
 12/5/80 N W 77-65  
 12/3/84 H W 88-74  
 12/23/86 H W 87-59

**Long Island**

All-Time: UW leads 1-0  
 Neutral Site: UW leads 1-0  
 12/1/78 N W 73-68

**LSU**

All-Time: UW leads 4-0  
 At Madison: UW leads 1-0  
 At Baton Rouge: UW leads 1-0  
 Neutral Site: UW leads 2-0  
 12/19/53 A W 82-66  
 12/18/54 H W 107-68  
 12/15/67 N W 96-94  
 3/23/00 N W 61-48

**Louisville**

All-Time: UW trails 0-1  
 At Louisville: UW trails 0-1  
 12/28/78 A L 53-70

**Loyola Chicago**

All-Time: UW leads 9-6  
 At Madison: UW leads 7-3  
 At Chicago: UW trails 2-3  
 12/11/48 H L 37-40  
 12/10/49 A W 68-55  
 12/8/50 H L 51-54  
 12/7/53 A W 75-54  
 12/12/59 H W 85-67  
 1/28/61 A L 79-87  
 12/6/75 H W 88-73  
 12/15/76 H W 71-68  
 12/29/77 H W 71-70  
 12/9/78 H W 79-74  
 12/12/87 H L 75-78  
 12/7/88 A L 76-90  
 11/23/91 H W 89-67  
 12/1/92 A L 66-68  
 11/14/98 H W 66-29

**Loyola (LA)**

All-Time: UW leads 4-0  
 At Madison: UW leads 2-0  
 At Los Angeles: UW leads 2-0  
 12/13/51 H W 66-47  
 12/8/52 A W 81-60  
 12/12/70 H W 94-83  
 12/6/71 A W 67-66

**Loyola-Mary.**

All-Time: UW leads 2-0  
 At Madison: UW leads 1-0  
 At Los Angeles: UW leads 1-0  
 12/4/93 A W 103-67  
 12/23/94 H W 75-60

**Maine**

All-Time: UW leads 1-0  
 Neutral Site: UW leads 1-0  
 12/2/88 N W 89-72

**Manhattan**

All-Time: UW leads 2-0  
 At Madison: UW leads 1-0  
 Neutral Site: UW leads 1-0  
 12/29/89 N W 63-48  
 3/13/96 H W 55-42

**Marquette**

All-Time: UW leads 59-50  
 At Madison: UW leads 34-14  
 At Milwaukee: UW trails 25-35  
 12/19/17 H W 15-14  
 12/18/20 A W 23-18  
 1/3/23 H L 8-9  
 12/19/23 A W 27-7  
 12/18/25 A W 42-26  
 12/22/26 A W 29-26  
 2/11/30 H W 29-15  
 2/13/30 A W 29-22  
 12/30/30 A L 14-16  
 12/21/31 A L 23-26  
 2/8/32 H W 18-16

12/17/32	H	L	16-18	2/6/73	H	L	58-64
1/3/33	A	L	16-22	12/29/73	A	L+	48-49
12/16/33	H	W	32-30	2/5/74	A	L	58-59
1/2/34	A	L	26-28	2/4/75	H	L	63-69
12/15/34	H	W	29-20	12/16/75	A	L	54-78
12/22/34	A	L	25-33	12/30/75	A	L	66-82
12/14/35	H	W	35-22	12/28/76	A	L	57-64
12/21/35	A	W	46-21	2/21/77	H	L	58-73
12/12/36	H	W	29-21	2/14/78	A	L	64-75
12/19/36	A	W	35-29	12/23/78	H	W	65-52
12/4/37	H	L	21-32	12/15/79	A	W	57-56
12/18/37	A	L	32-38	3/10/81	H	L	53-64
12/5/38	H	W	27-26	3/9/82	A	L	64-94
12/17/38	A	L	27-46	2/17/83	H	L	62-68
12/9/39	H	W	46-39	2/16/84	A	L	59-74
12/16/39	A	L	28-41	11/30/85	H	W	75-74
12/7/40	H	W	38-32	12/1/86	A	L	71-84
12/21/40	A	L	30-40	12/10/87	H	W	66-55
12/6/41	H	W	35-34	12/3/88	A	W	70-55
12/20/41	A	W	36-25	2/22/89	H	W	61-50
12/5/42	H	W	45-36	12/2/89	A	W+	63-58
12/19/42	A	W	50-38	2/19/90	H	W	82-65
12/4/43	H	L	43-51	12/4/90	A	L	58-69
12/18/43	A	W	40-37	1/4/92	H	W	81-63
12/9/44	H	W	45-40	1/2/93	A	W	77-67
12/23/44	A	W	46-39	1/2/94	H	W	71-52
12/8/45	H	W	42-32	12/31/94	A	L	65-80
12/22/45	A	L	41-62	12/31/95	H	W	55-46
12/7/46	H	W	65-51	12/31/96	A	L	52-59
12/21/46	A	L	47-55	11/14/97	H	L	60-65
12/6/47	H	W	57-50	12/23/98	A	W	61-45
12/31/47	A	W	67-60	12/23/99	H	W	86-74
12/4/48	H	W+	67-63	12/23/00	A	W	52-47
12/31/48	A	W	60-34	12/22/01	H	W	86-73
12/3/49	H	W	63-48	12/14/02	A	L	54-63
12/17/49	A	W	62-45				
12/2/50	H	W	49-42				
12/16/50	A	L	58-61				
12/1/51	H	W	48-46				
12/22/51	A	L	47-51				
12/5/52	H	W	76-55				
12/4/53	A	W	64-56				
12/2/58	H	L	47-76				
12/19/59	A	L	66-84				
12/10/60	H	W	55-51				
12/20/61	A	L	75-92				
12/19/62	H	W	76-58				
12/29/62	A	W	70-56				
1/28/64	A	W	72-68				
12/19/64	A	L	61-62				
1/13/65	H	L	58-59				
1/3/66	A	W	73-72				
1/4/67	H	L	60-66				
12/16/67	A	W	70-62				
1/11/68	A	L	56-71				
12/28/68	A	L	56-59				
1/28/69	H	W	56-50				
12/27/69	A	L	43-64				
1/27/70	A	L	51-60				
12/30/70	A	L	69-72				
2/2/71	H	L	75-89				
1/3/72	A	L	60-72				
12/30/72	A	L++	73-75				

**Marshall**

All-Time: UW trails 0-1  
 Neutral Site: UW trails 0-1  
 12/27/71 N L 83-85

**Maryland**

All-Time: UW leads 3-1  
 At Madison: UW leads 1-0  
 At College Park: UW leads 1-0  
 Neutral Site: Series tied 1-1  
 12/30/31 H W+ 32-30  
 12/22/32 A W 22-13  
 11/29/00 N W+ 78-75  
 3/17/02 N L 57-87

**Memphis**

All-Time: UW leads 1-0  
 Neutral Site: UW leads 1-0  
 11/23/96 N W 49-46

**Miami (FL)**

All-Time: UW leads 2-0  
 At Madison: UW leads 1-0  
 At Miami: UW leads 1-0  
 12/7/85 H W 88-66  
 12/8/86 A W 65-54



**Miami (OH)**

*All-Time: UW leads 1-0*  
*At Madison: UW leads 1-0*  
 12/15/62 H W 84-58

**Michigan**

*All-Time: UW trails 54-84*  
*At Madison: UW leads 38-32*  
*At Ann Arbor: UW trails 15-51*  
*Neutral Site: Series Tied 1-1*

2/14/20	H	W	40-13
3/6/20	A	L	20-23
1/8/21	H	W	27-24
1/24/21	A	W	25-17
1/14/22	H	W+	18-16
2/18/22	A	L	17-18
2/14/23	A	W	18-15
2/19/23	H	W	16-11
1/19/25	A	L	12-14
2/28/25	H	L	16-27
2/22/26	A	L	13-22
3/1/26	H	L+	23-24
1/9/28	H	W	26-22
3/5/28	A	L	19-42
1/7/29	H	L	23-31
3/4/29	A	L	22-37
1/12/31	A	L	17-23
2/28/31	H	L	15-26
1/9/32	H	L	18-24
2/29/32	A	L	13-33
1/13/34	H	W	34-23
2/19/34	A	W	32-26
1/14/35	A	W	34-20
2/23/35	H	W	33-19
1/16/37	A	L	31-43
3/6/37	H	L	27-41
1/17/38	A	W	39-30
2/21/38	A	L	29-58
1/16/39	A	W	42-39
1/8/40	H	L	39-44
1/18/41	A	W	40-30
1/19/42	H	W	58-36
1/15/43	A	L	34-38
1/16/43	A	W	55-34
1/14/44	H	W	50-41
1/15/44	H	W	42-31
2/10/45	A	W	55-44
2/2/45	H	L	39-50
2/2/46	H	W	58-57
2/11/46	A	L	56-66
2/10/47	A	W	52-51
1/17/48	H	L	39-43
2/7/49	A	L	38-40
1/14/50	H	W	53-41
1/6/51	A	W	61-52
2/26/51	H	L	50-52
2/18/52	A	L	55-56
2/25/52	H	W	69-53
2/14/53	H	W	75-63
2/21/53	H	W	74-52
2/20/54	H	W	77-56
1/10/55	A	L	63-90
1/16/56	H	W	69-58
2/25/56	A	L	68-78

1/14/57	A	L	62-71
2/11/57	H	W	70-65
1/6/58	A	L	49-70
3/3/58	H	L	65-72
1/12/59	H	L	74-84
2/23/59	A	L	63-87
2/22/60	A	W+	88-82
2/27/61	H	W	76-68
2/5/62	H	L	74-81
2/17/62	A	L	65-84
2/4/63	A	W	81-78
3/9/63	H	L	80-82
2/22/64	H	L	59-103
3/2/65	A	L	75-98
1/29/66	H	L	67-69
2/12/66	A	L	102-120
12/29/67	LA	L	88-98
1/10/67	H	W	98-90
3/4/67	Det.	W	80-79
1/6/68	H	W	77-75
3/1/69	A	L	79-84
2/14/70	H	W	84-74
2/28/70	A	W	90-86
1/9/71	H	L	89-90
3/13/71	A	L	73-93
3/7/72	A	L	70-93
3/3/73	H	W	94-79
1/28/74	A	L	75-83
2/25/74	H	L	74-79
1/27/75	A	L+	73-75
2/24/75	H	W	70-68
1/8/76	H	L	81-106
2/2/76	A	L	86-107
1/8/77	A	L	63-66
1/27/77	H	L	64-69
1/19/78	A	L	64-83
2/16/78	H	L	66-68
1/13/79	H	W	77-66
2/22/79	A	W	66-65
1/31/80	H	L+	69-73
2/9/80	A	L	59-68
1/31/81	H	L	67-74
2/7/81	A	L	64-71
1/7/82	A	W	65-63
3/6/82	H	L	84-91
1/15/83	A	L	57-62
3/2/83	H	W	82-70
1/14/84	H	W	71-64
3/1/84	A	L	75-84
2/2/85	H	L	81-94
2/28/85	A	L	68-88
2/1/86	A	L	64-91
2/26/86	H	L	74-97
1/24/87	H	L	78-84
2/18/87	A	L	64-77
1/21/88	A	L	54-65
2/11/88	H	L	67-80
1/21/89	H	W	71-68
2/25/89	A	L	70-92
2/3/90	H	L	63-77
3/8/90	A	L	64-94
1/19/91	H	L+	68-69
2/21/91	A	L	62-65

1/25/92	A	L	83-98
2/26/92	H	W	96-78
1/9/93	H	L	73-98
2/10/93	A	L	66-85
1/29/94	A	L	75-79
3/2/94	H	W	71-58
2/1/95	A	L	58-62
2/11/95	H	W	70-65
1/3/96	H	W	51-46
3/9/96	A	L	51-65
2/6/97	H	W	58-53
12/31/98	H	L	63-76
2/28/98	A	L	70-76
12/30/99	A	L	55-59
2/27/99	H	L	39-51
2/16/00	H	W	75-59
2/3/01	A	W	60-41
2/2/02	A	L	53-64
2/27/02	H	W	74-54
1/8/03	A	L	65-66
2/26/03	H	W	73-42

LA - Los Angeles  
 Det. - Detroit

**Michigan State**

*All-Time: UW trails 49-63*  
*At Madison: UW leads 36-22*  
*At E. Lansing: UW trails 13-38*  
*Neutral Site: UW trails 0-3*

12/10/22	H	W	27-13
12/30/33	H	W	26-16
2/5/34	H	L	22-23
12/31/35	H	W+	23-21
12/6/36	H	W	26-21
2/6/37	H	W	22-17
2/5/38	H	W	30-27
2/4/39	H	W	39-37
2/3/40	A	L	41-48
2/23/46	H	L	48-59
3/1/46	A	L	52-56
1/20/47	A	W	58-48
2/9/48	H	W	51-39
2/6/50	A	W	66-47
1/8/51	A	W	53-52
2/24/51	H	W	35-29
1/21/52	A	L	39-50
2/16/52	H	L	55-57
2/23/53	A	L	45-53
3/9/53	H	W	58-51
1/18/54	A	W	57-53
3/1/54	H	W	79-56
1/8/55	A	L	77-94
2/5/55	H	L	70-73
2/27/56	A	L	82-89
2/25/57	H	L	62-78
1/20/58	H	W	66-52
2/22/58	A	L	59-93
2/2/59	H	L	57-88
3/2/59	A	L	73-93
1/2/60	H	L	79-91
1/7/61	A	W	74-71
1/8/62	A	W	83-78
2/10/62	H	W	77-72
1/12/63	H	L	68-75

3/2/63	A	W+	92-89
1/6/64	A	L	90-106
2/27/65	H	W	99-89
2/5/66	A	L	65-79
2/19/66	H	W	78-77
1/28/67	A	L	61-68
2/25/67	H	W	68-64
1/16/68	H	W	70-68
2/24/68	A	L	77-87
1/7/69	A	L	67-77
2/22/69	H	W	76-64
2/7/70	H	W	89-79
2/20/71	A	L	78-97
1/11/72	A	L	76-83
2/29/72	H	W	101-74
1/20/73	H	W	93-80
3/10/73	A	L+	78-79
3/2/74	H	W	87-80
1/25/75	A	L	87-105
2/22/75	H	W	103-96
1/3/76	H	W	70-63
3/6/76	A	W	86-82
1/6/77	A	L	61-84
1/29/77	H	W+++	87-83
1/7/78	A	L	63-74
3/2/78	H	L	75-89
1/4/79	A	L	55-64
3/3/79	H	W	83-81
1/17/80	A	L	61-62
2/14/80	H	W	80-66
1/22/81	H	W	63-62
2/19/81	A	L	65-74
1/23/82	A	L	58-68
2/20/82	H	W	65-60
1/13/83	A	L	66-86
3/5/83	H	L	65-91
1/12/84	H	W	81-74
3/3/84	A	L	59-78
1/31/85	H	L	68-77
3/2/85	A	L	63-82
1/30/86	A	L	81-83
3/2/86	H	L	71-84
1/22/87	H	L	78-81
2/21/87	A	W	65-63
1/7/88	H	W++	78-72
3/12/88	A	W	71-69
3/2/89	H	W+	69-64
3/11/89	A	L	61-70
1/6/90	H	L	61-64
2/8/90	A	L	57-60
1/10/91	A	L	50-65
2/9/91	H	W++	84-78
2/8/92	H	L	64-79
2/12/92	A	L	61-76
1/23/93	A	W	67-66
2/24/93	H	W	65-62
1/19/94	A	L	60-70
2/2/94	Ho	W	87-62
1/4/95	H	L	64-78
3/11/95	A	L	72-97
1/17/96	H	W	61-48
2/24/96	A	W	73-52
1/9/97	H	L	50-58
3/1/97	A	L	49-68

WISCONSIN HISTORY

1/8/98	A	L	40-63
2/21/98	H	L	47-56
1/6/99	H	W	66-51
2/21/99	A	L	51-56
3/6/99	UC	L	41-56
2/12/00	H	L	44-61
2/19/00	A	L	54-59
3/11/00	UC	L	46-55
3/25/00	N	L	41-53
1/13/01	A	L+	59-69
2/27/01	H	L	47-51
1/12/02	A	W	64-63
1/11/03	H	W	64-53

UC - United Center

**Minnesota**

All-Time: UW trails 80-96  
 At Madison: UW leads 53-32  
 At Minn.: UW trails 27-64

2/17/00	A	L	15-17
2/23/01	A	L	15-42
2/22/02	A	L	10-30
2/21/03	A	L	11-33
2/23/06	H	W	31-24
3/17/06	A	L	10-16
1/12/07	A	L	11-18
3/9/07	H	W	31-20
1/31/08	H	W	37-16
3/7/08	A	W	34-14
1/30/09	A	W	14-13
3/9/09	H	W	37-14
2/5/10	H	W	24-14
2/25/10	A	L	9-16
2/4/11	A	L	16-17
3/1/11	H	L	13-21
1/20/12	H	W	22-12
3/9/12	A	W+	29-26
1/18/13	A	W	19-11
2/25/13	H	W	29-11
1/17/14	H	W	28-7
2/28/14	A	W	27-9
1/16/15	A	W	23-20
2/27/15	H	W	31-7
1/15/16	H	W	31-11
3/4/16	A	W	32-14
1/13/17	A	L	25-33
3/10/17	H	W	16-13
3/2/18	A	W	18-17
3/16/18	H	L	11-19
1/18/19	A	L	11-38
3/1/19	H	L	12-23
1/31/20	H	W	28-12
2/28/20	A	L	26-32
1/29/21	A	L	21-22
3/5/21	H	W	18-12
1/21/22	H	L	15-17
3/4/22	A	W	34-20
1/20/23	A	W	24-12
3/3/23	H	W	36-10
1/10/25	A	L	14-16
1/24/25	H	L	14-25
1/5/26	H	W	36-24
3/5/26	A	L	19-31
1/14/28	A	W	35-26

2/11/28	H	W	38-18
1/5/29	A	W	29-21
1/19/29	H	W	39-17
1/19/31	A	L	26-28
2/14/31	H	L	15-42
2/20/32	A	L	17-43
3/7/32	H	L	21-23
2/10/34	A	W	31-30
3/5/34	H	W	34-23
1/21/35	H	W	38-31
2/18/35	A	W	28-27
2/13/37	H	L	32-37
2/27/37	A	L	17-30
1/8/38	H	W	35-28
3/5/38	A	L	28-35
2/20/39	A	L	32-34
2/27/39	H	W	35-25
2/12/40	H	W	36-34
2/26/40	A	L	39-44
1/6/41	A	L	27-44
3/1/41	H	W	42-32
3/2/42	A	W	49-47
1/30/43	H	W	54-33
3/1/43	A	L	34-48
1/29/44	A	W	49-30
2/25/44	H	W	50-33
1/13/45	H	W	46-37
3/3/45	A	L	50-54
1/5/46	H	L	45-46
3/4/46	A	L	57-58
2/8/47	H	W	60-51
3/1/47	A	L	55-58
1/5/48	H	W	59-50
3/1/48	A	L	41-46
1/10/49	A	L	33-47
3/5/49	A	W	45-43
1/16/50	H	W	57-54
3/4/50	A	W	60-54
2/3/51	A	W	47-44
2/9/52	H	L	47-54
1/5/53	A	L	53-64
1/12/53	H	W	76-74
2/15/54	H	L	68-78
3/6/54	A	L	73-78
2/21/55	H	L	69-71
3/5/55	A	W	78-72
2/11/56	H	L	71-77
2/18/57	A	L	53-85
2/8/58	H	L	66-71
2/24/58	A	L	63-71
1/3/59	A	L	66-79
2/21/59	H	L	50-69
1/30/60	A	L	72-86
2/20/61	H	W	83-75
2/3/62	A	W	94-88
2/26/62	H	L	90-92
2/2/63	H	L	68-69
2/18/63	A	L	48-72
2/1/64	A	L	92-111
3/2/64	H	L	96-105
1/9/65	A	L	57-81
2/16/65	H	L	91-101
3/7/66	A	W	87-74

2/14/67	H	W	85-75
1/30/68	A	W	72-62
2/27/68	H	W	94-82
1/14/69	H	W	68-61
2/11/69	A	W	69-63
1/13/70	H	W	90-84
3/6/71	A	L	98-104
1/18/72	H	L	59-65
2/19/72	A	L	73-76
1/13/73	A	L	54-78
1/29/73	H	L	64-81
2/2/74	A	L+	63-64
1/2/75	H	L	46-61
3/3/75	A	L	58-65
1/19/76	H	L	84-96
2/16/76	A	L	74-98
1/22/77	A	L	64-82%
3/3/77	H	L	61-64%
1/21/78	A	L	51-61
2/29/78	H	L	55-64
1/20/79	A	L	72-82
2/8/79	H	L	72-74
1/10/80	A	L+	76-82
2/23/80	H	W	70-55
1/8/81	A	L	60-76
3/7/81	H	W+	60-58
1/21/82	H	L	57-78
2/11/82	A	L	60-71
1/29/83	H	L	58-65
1/19/83	A	L	71-78
1/25/84	A	L	62-75
2/15/84	H	L	67-68
1/24/85	A	L	62-72
2/24/85	H	W	65-61
1/23/86	H	L	65-67
2/22/86	A	W	70-64
1/3/87	A	L	67-69
3/5/87	H	W	69-52
2/8/88	A	L	62-71
2/28/88	H	W	81-70
1/4/89	H	W	75-67
2/8/89	A	L	58-59
1/22/90	H	W	77-75
2/22/90	A	L	67-68
1/7/91	H	W	72-62
3/9/91	A	L	70-80
1/15/92	H	L	48-49
3/4/92	A	L	57-76
1/16/93	H	W	79-70
2/18/93	A	L	71-85
1/12/94	A	L	53-90
2/12/94	H	L	78-109
1/14/95	H	W	74-67
2/28/95	A	L	70-78
1/24/96	H	W+	73-65
2/17/96	A	L	66-70
1/2/97	A	L	48-65
3/8/97	H	W	66-65
1/27/98	A	L	48-58
1/30/99	H	W	61-50
1/22/00	H	W	85-53
2/5/00	A	W	66-64
1/6/01	A	L	49-54

2/21/01	H	W	64-54
1/16/02	H	W	73-64
2/16/02	A	W	67-62
1/15/03	H	W	66-50
3/2/03	A	W	69-61

% - forfeited by UM

**Miss. Valley St.**

All-Time: UW leads 1-0  
 At Madison: UW leads 1-0  
 12/23/93 H W 115-79

**Missouri**

All-Time: UW leads 7-4  
 At Madison: UW leads 5-0  
 At Columbia: UW trails 0-3  
 Neutral Site: UW leads 2-1

12/22/30	H	W	37-9
12/31/37	H	W	40-29
12/30/44	N	W	52-37
12/9/48	H	W	58-42
12/20/49	A	L	48-50
12/12/53	H	W	64-53
12/13/54	A	L	56-67
12/15/58	H	W	68-60
12/14/59	A	L	66-78
3/19/94	N	L	96-109
11/12/99	N	W	66-55

**Montana**

All-Time: UW leads 2-0  
 At Madison: UW leads 1-0  
 Neutral Site: UW leads 1-0  
 12/20/65 H W 76-72  
 11/30/97 N W 78-61

**Morgan State**

All-Time: UW leads 2-0  
 At Madison: UW leads 2-0  
 12/23/79 H W 94-42  
 11/25/84 H W 93-78

**Navy**

All-Time: UW leads 2-0  
 Neutral Site: UW leads 2-0  
 3/22/47 N W 50-49  
 12/29/91 N W 93-58

**Nebraska**

All-Time: UW trails 6-10  
 At Madison: UW leads 4-2  
 At Lincoln: UW trails 1-6  
 Neutral Site: UW trails 1-2  
 3/5/04 A L 22-25  
 2/21/07 H W 35-31  
 3/3/08 H W 34-4  
 1/3/22 H W 27-14  
 12/30/39 N L 43-53  
 1/4/41 A W 46-31  
 12/19/55 H W 71-52  
 12/10/56 A L 51-53  
 12/1/65 H L 88-101  
 11/30/68 A L 55-68



12/27/79	N	L	82-83
12/5/83	H	L++	69-71
12/12/84	A	L	51-53
12/11/90	A	L	63-75
12/11/91	A	L	67-86
11/22/98	N	W	78-41

**Nevada**

*All-Time: UW leads 3-0*  
*At Madison: UW leads 2-0*  
*Neutral Site: UW leads 1-0*

12/20/60	H	W	89-56
12/29/79	N	W	86-61
12/23/97	H	W	62-53

**New Mexico**

*All-Time: UW leads 2-0*  
*At Albuquerque: UW leads 1-0*  
*Neutral Site: UW leads 1-0*

12/27/57	A	W	61-59
12/29/84	N	W	83-74

**New Mexico St.**

*All-Time: UW trails 0-1*  
*Neutral Site: UW trails 0-1*

11/20/98	N	L	52-66
----------	---	---	-------

**New Orleans**

*All-Time: UW leads 1-0*  
*At Madison: UW leads 1-0*

3/15/89	H	W	63-61
---------	---	---	-------

**NE Illinois**

*All-Time: UW leads 1-0*  
*At Madison: UW leads 1-0*

11/28/95	H	W	89-55
----------	---	---	-------

**Northern Illinois**

*All-Time: UW leads 11-2*  
*At Madison: UW leads 8-0*  
*At DeKalb: UW leads 3-2*

12/14/68	H	W	69-67
12/8/75	H	W	97-77
12/13/76	A	L	57-81
12/31/77	H	W+	74-73
12/20/82	MC	W	58-55
12/7/83	H	W	90-68
12/22/84	MC	W	83-71
12/12/85	H	W	76-67
12/11/86	MC	W	95-63
12/1/87	H	W	87-77
12/2/98	H	W	67-52
12/14/99	A	L	51-55
11/25/00	H	W	68-64

MC - Metro Centre, Rockford, Ill.

**Northern Iowa**

*All-Time: UW leads 3-1*  
*At Madison: UW leads 2-0*  
*At Cedar Falls: UW trails 0-1*  
*Neutral Site: UW leads 1-0*

12/21/81	H	W	65-53
12/1/82	H	W	76-69
12/1/83	A	L	59-60
12/20/87	N	W	64-56

**Northwestern**

*All-Time: UW leads 98-58*  
*At Madison: UW leads 57-20*  
*At Evanston: UW trails 34-35*  
*Neutral Site: UW leads 7-3*

1/8/10	H	W	55-9
2/26/10	A	W	39-11
1/14/11	A	W	29-9
3/8/11	H	W	23-11
1/6/12	A	W	32-19
2/24/12	H	W	46-11
2/10/14	H	W	38-9
2/17/14	A	W	33-26
1/18/16	H	W	22-18
3/11/16	A	W	24-21
1/8/17	A	W+	29-21
2/12/17	H	W	23-21
1/5/18	A	L	17-33
3/7/18	H	W	26-18
1/11/19	H	L	15-20
2/22/19	A	L	23-32
1/3/21	A	L	12-13
2/12/21	H	W	22-10
1/9/22	A	W	21-9
2/22/22	H	W	23-11
1/6/23	A	W	21-10
3/5/23	H	W	29-17
1/12/24	A	W	25-10
3/1/24	H	W	23-14
1/23/26	H	W	35-27
2/16/26	A	L	26-36
1/15/27	A	W	28-18
1/22/27	H	W	25-24
2/18/29	H	W	37-23
2/23/29	A	W	31-25
1/4/30	A	L	14-23
2/15/30	H	W	29-22
1/4/32	A	L+	30-31
1/18/32	H	L	24-28
1/16/33	A	L	22-40
2/25/33	H	L	28-30
1/7/35	H	W	16-9
1/19/35	A	L	31-36
2/24/36	H	L	28-33
3/2/36	A	L	26-49
1/3/38	A	L	38-47
2/12/38	H	L	23-27
2/13/39	A	L	27-37
3/2/40	H	L	44-47
2/10/41	A	W+	48-46
1/17/42	CS	W	49-46
2/21/42	H	W	59-47
1/9/43	CS	W	67-65

2/22/43	H	L	54-56
1/8/44	CS	L	38-60
2/4/44	H	W++	50-47
1/6/45	H	L	37-52
1/27/45	CS	W	44-43
1/26/46	CS	L	34-56
2/9/46	H	L	58-63
1/27/47	H	W	45-44
2/15/47	CS	W	54-42
2/7/48	CS	W	68-62
2/23/48	H	W	59-54
2/12/49	CS	W	56-52
2/21/49	H	W	57-46
1/16/50	CS	W	66-59
2/27/50	H	W	67-53
1/15/51	H	W	68-56
1/19/52	A	W	74-58
1/17/53	A	W	78-56
3/7/53	H	W	74-58
1/11/54	H	W	64-47
2/26/55	A	L	72-80
2/4/56	A	W	79-55
3/3/56	H	W	76-70
1/5/57	A	L	54-75
3/4/57	H	W	82-69
3/1/58	A	L	65-82
2/28/59	H	L	82-86
1/11/60	H	L	69-77
2/29/60	A	L	59-73
2/11/61	A	L	52-54
3/4/61	H	W	75-61
2/24/62	A	W	65-64
2/16/63	H	W	78-65
1/11/64	A	L	63-76
2/11/64	A	L	64-72
2/23/65	H	W+	93-87
3/6/65	A	W	88-76
2/21/66	A	L	65-76
2/28/66	H	W	90-62
2/21/67	H	W	110-94
2/28/67	A	L	82-91
3/9/68	A	L	75-77
3/4/69	H	L	70-72
2/21/70	A	L	75-82
3/3/70	H	L	82-87
1/19/71	H	W	87-72
2/13/71	A	L	91-101
3/4/72	H	L	82-90
2/27/73	A	L	73-74
1/5/74	H	W	87-53
3/9/74	A	W	77-62
1/4/75	A	L	66-69
3/8/75	H	W	94-70
1/24/76	A	L	60-62
2/21/76	H	L	77-90
1/20/77	H	W	61-60
2/19/77	A	L	88-98
1/28/78	H	L	85-93
2/18/78	A	W	81-80
1/11/79	H	W	95-82
2/24/79	A	W	72-70
1/3/80	H	W	75-66
3/1/80	A	L	50-53

1/10/81	A	L	48-50
3/5/81	H	W	60-57
1/14/82	H	L	55-61
2/27/82	A	W	61-60
1/20/83	H	W	49-45
2/26/83	DP	L	57-64
1/19/84	A	W+	61-60
2/26/84	H	W	54-47
1/5/85	A	W	52-51
3/9/85	H	W	61-53
1/4/86	H	W	57-52
3/9/86	A	W	70-68
1/31/87	A	W	62-57
3/1/87	H	W	76-59
1/30/88	H	W	80-59
3/5/88	A	W	74-69
1/28/89	A	W	59-58
2/15/89	H	W	72-60
1/27/90	A	L	85-87
3/1/90	H	W	65-50
1/24/91	A	W	74-57
2/24/91	H	W	79-76
1/8/92	H	W	69-67
3/14/92	A	L	65-76
2/3/93	H	W	101-87
3/6/93	A	L	89-100
2/19/94	H	L	71-75
3/5/94	A	L	54-66
1/28/95	H	W	97-73
2/15/95	A	W	70-56
1/20/96	A	L	52-62
2/21/96	H	L	71-82
1/29/97	H	W	65-53
2/8/97	A	W	56-44
1/17/98	H	W	56-33
2/11/98	A	L	39-47
1/16/99	A	W	57-49
2/10/99	H	W	57-45
3/1/00	A	W	62-46
3/9/00	UC	W	51-41
2/18/01	H	W	59-37
1/30/02	A	L	60-69
2/9/02	H	W	73-44
1/29/03	H	W	69-50
2/8/03	A	W	74-59

CS - Chicago Stadium  
 DP - DePaul's Alumni Hall  
 UC - United Center

**Notre Dame**

*All-Time: UW trails 10-17*  
*At Madison: Series tied 7-7*  
*At South Bend: UW trails 2-10*  
*Neutral Site: UW leads 1-0*

2/8/27	H	L	14-19
2/7/28	H	L	14-21
12/13/37	A	L	31-33
12/10/38	H	W	45-39
12/12/39	A	L	33-51
12/14/40	H	W	44-43
12/13/41	H	W	43-35
12/14/42	A	L+	59-61
12/11/43	A	L	31-41
12/31/43	N	W	47-45

WISCONSIN HISTORY

12/16/44	H	L	46-57
12/15/45	A	L	51-65
12/14/46	H	W+	53-49
12/13/48	A	L	54-60
12/13/49	H	W	56-48
12/11/50	A	L	61-67
12/8/51	H	L	53-63
12/4/54	A	L	61-72
12/5/55	A	W	70-66
12/8/56	H	L	55-75
12/7/57	H	L	53-75
12/13/58	H	W	56-54
12/7/59	A	L	58-78
2/1/65	A	W	98-90
12/4/65	H	W	97-79
12/5/67	H	L	73-81
12/11/68	A	L	56-57

**Ohio**

*All-Time: UW leads 8-2*  
*At Madison: UW leads 5-1*  
*At Athens: UW leads 2-1*  
*Neutral Site: UW leads 1-0*

12/7/63	H	L	76-77
12/27/68	N	W	74-68
1/31/70	H	W	72-69
12/15/70	A	L	80-81
2/20/73	A	W	82-68
1/9/74	H	W	69-68
11/30/74	H	W	71-62
12/9/00	H	W	65-46
12/8/01	A	W	77-71
12/23/02	H	W	75-51

**Ohio State**

*All-Time: UW trails 56-80*  
*At Madison: UW leads 38-30*  
*At Columbus: UW trails 17-49*  
*Neutral Site: UW trails 0-1*

1/12/05	A	L	22-25
1/21/13	H	W	22-11
2/15/13	A	W	27-22
2/16/15	A	W	26-17
3/6/15	H	W	23-12
1/6/17	A	W	30-22
2/17/17	H	W	40-15
2/24/20	H	W	31-27
3/8/20	A	W	34-22
2/21/21	A	W	40-21
3/8/21	H	W	34-24
2/23/24	A	L	13-27
3/3/24	H	W	30-20
1/13/25	H	L	20-27
3/14/25	A	L	23-37
1/10/27	H	W	25-16
2/19/27	A	L	16-20
1/7/28	A	W	30-13
2/18/28	H	W	21-18
1/11/30	A	W	32-25
3/3/30	H	W	32-23
1/10/31	A	L	19-29
2/23/31	H	W	28-24
2/6/33	H	L	30-31

3/4/33	A	L	20-37
2/12/34	H	W	42-23
2/24/34	A	W	44-38
1/4/36	A	L	23-44
2/10/36	H	W	34-25
1/11/37	H	L	22-28
2/8/37	H	W+	35-33
2/25/39	H	L	38-46
2/17/40	A	L	35-41
1/25/41	H	W	46-31
2/14/42	H	W	49-39
2/28/42	A	W	44-39
2/3/45	A	L	36-40
2/9/45	H	L	34-63
2/22/47	H	L	56-57
2/16/48	A	L	47-53
1/17/49	H	L	54-57
2/4/50	A	L	47-61
1/13/51	A	W	74-67
2/5/51	H	W	56-51
1/12/52	H	W	58-51
3/1/52	A	L	56-69
1/19/53	H	W	64-51
2/28/53	A	W	69-63
2/6/54	A	W	79-73
2/12/55	H	W	86-63
1/14/56	A	L++	98-100
2/20/56	H	L	71-79
1/21/57	H	L	64-67
2/16/57	A	L	50-63
1/11/58	H	W	67-64
2/7/59	A	L	72-78
2/8/60	H	L	69-106
2/27/60	A	L	68-93
1/30/61	H	L	68-100
2/25/61	A	L	74-97
3/3/62	H	W	86-67
2/9/63	A	L	70-94
1/4/64	H	L	85-101
2/15/64	A	L	74-92
1/30/65	A	L	86-98
2/6/65	H	L	71-73
1/31/66	A	L+	81-87
2/4/67	H	L+	84-90
2/3/68	A	L	64-86
2/12/68	H	W	86-78
1/11/69	A	L	69-84
2/8/69	H	W	77-73
2/24/70	H	L	86-98
3/7/70	A	L	87-96
1/16/71	A	L	69-83
2/16/71	H	L	71-79
2/5/72	A	L	69-79
2/3/73	H	W	84-76
1/26/74	H	W	69-64
2/23/74	A	W	68-56
1/18/75	H	L	67-69
2/15/75	A	L	70-76
1/5/76	H	W+	82-81
3/1/76	A	W	91-79
1/13/77	H	L	58-60
2/26/77	A	L+	80-82
1/5/78	A	L	61-77

3/4/78	H	L	78-83
1/6/79	A	L	71-82
3/1/79	H	W	76-73
1/26/80	A	W	72-71
2/2/80	H	W	70-67
1/29/81	A	L	67-71
2/21/81	H	W	77-63
1/9/82	A	L	59-67
3/4/82	H	L	75-77
2/5/83	A	L	69-82
2/9/83	H	L	65-68
2/2/84	H	L	74-85
2/11/84	A	L	65-71
1/9/85	A	L	88-99
2/9/85	H	W	92-78
1/9/86	H	L	61-78
2/8/86	A	L	71-73
1/17/87	A	L	66-81
2/12/87	H	L	69-83
1/9/88	H	W	64-63
2/13/88	A	L	53-78
1/7/89	A	L	70-73
3/4/89	H	W	77-65
1/13/90	A	L	53-68
2/15/90	H	L	58-68
1/12/91	A	L	60-92
2/14/91	H	L	71-73
2/5/92	A	L	72-86
2/15/92	H	L	63-67
1/20/93	H	W	76-67
2/20/93	A	L	70-80
1/8/94	H	W	69-55
2/5/94	A	L	57-73
1/11/95	A	W	81-59
3/4/95	H	W	80-69
1/31/96	A	L	55-63
2/10/96	H	W	62-56
2/1/97	A	L	42-60
1/3/98	A	W	64-59
2/25/98	H	L	56-61
1/2/99	H	L+	74-78
2/24/99	A	L	54-63
1/13/00	H	L	51-53
2/2/00	A	L	48-51
1/24/01	H	W	57-42
2/10/01	A	L	58-63
2/6/02	H	W+	94-92
1/18/03	A	W	53-52
3/14/03	N	L	50-58

**Oklahoma**

*All-Time: Series tied 3-3*  
*At Madison: UW trails 1-2*  
*At Norman: Series tied 1-1*  
*Neutral Site: UW leads 1-0*

12/21/42	H	W	48-37
12/18/46	H	L	40-56
12/22/47	A	L	49-75
12/14/53	H	L	65-69
12/11/54	A	W	77-66
11/29/97	N	W	75-64

**Oklahoma State**

*All-Time: UW trails 0-1*  
*At Madison: UW trails 0-1*  
 12/29/83 H L 84-89

**Oral Roberts**

*All-Time: UW trails 0-2*  
*At Madison: UW trails 0-1*  
*At Tulsa: UW trails 0-1*  
 12/4/72 A L 76-90  
 12/29/78 H L 69-102

**Oregon**

*All-Time: UW leads 3-2*  
*At Eugene: UW leads 1-0*  
*Neutral Site: Series tied 2-2*  
 12/27/51 N W 82-77  
 12/27/52 N L 64-66  
 12/27/81 N L 82-85  
 11/26/88 N W 74-47  
 11/24/90 A W 72-70

**Oregon State**

*All-Time: UW trails 1-2*  
*At Madison: Series tied 1-1*  
*Neutral Site: UW trails 0-1*  
 1/2/28 H W 36-21  
 12/8/49 H L 36-49  
 12/28/60 N L 54-56

**Pacific**

*All-Time: Series tied 1-1*  
*At Madison: UW leads 1-0*  
*Neutral Site: UW trails 0-1*  
 12/16/61 H W 92-68  
 11/28/97 N L 48-55

**Pennsylvania**

*All-Time: UW leads 4-0*  
*At Madison: UW leads 2-0*  
*At Philadelphia: UW leads 1-0*  
*Neutral Site: UW leads 1-0*  
 12/18/30 H W 25-12  
 2/23/38 A W 52-44  
 12/29/65 H W 84-70  
 12/27/67 N W 86-67

**Penn State**

*All-Time: UW leads 13-8*  
*At Madison: UW leads 8-2*  
*At University Park: UW trails 4-6*  
*Neutral Site: UW leads 1-0*  
 1/30/93 A W 75-68  
 3/3/93 H L 58-62  
 1/6/94 A W 71-56  
 2/9/94 H W 77-64  
 1/26/95 H L 67-78  
 2/18/95 A L 67-74  
 1/7/96 A L 50-79  
 3/6/96 H W 54-52  
 1/18/97 H W 64-45  
 2/19/97 A W 49-45  
 1/14/98 H W 76-57

WISCONSIN HISTORY



2/14/98	A	L	69-75
3/5/98	UC	W	52-51
1/13/99	A	W	61-58
2/13/99	H	W	73-63
1/19/00	A	L	61-76
1/27/01	H	W	63-58
1/9/02	A	L	49-51
1/26/02	H	W	66-63
2/1/03	H	W	86-55
2/19/03	A	L	57-58

UC - United Center

**Pepperdine**

*All-Time: Series tied 1-1*  
*At Madison: UW leads 1-0*  
*At Malibu: UW trails 0-1*

11/24/97	A	L	66-77
12/12/98	H	W	57-51

**Pittsburgh**

*All-Time: UW leads 10-5*  
*At Madison: UW leads 8-2*  
*At Pittsburgh: Series tied 2-2*  
*Neutral Site: UW trails 0-1*

12/15/28	H	W	34-24
12/15/31	H	W	30-29
12/29/34	H	L	27-31
12/21/36	A	L	30-41
12/11/37	H	W	44-36
12/18/40	H	L	34-36
3/22/41	H	W	36-30
12/12/47	H	W	49-36
12/10/63	H	W	85-83
12/8/64	A	W	80-63
12/20/69	H	W	85-71
12/8/70	A	L	76-81
12/18/71	H	W	80-63
1/3/72	A	W	72-70
12/30/86	N	L	82-98

**Portland**

*All-Time: UW leads 2-1*  
*At Madison: UW leads 1-0*  
*At Portland: Series tied 1-1*

12/29/60	A	L	71-79
1/5/90	H	W	74-50
11/30/91	A	W	96-87

**Princeton**

*All-Time: Series tied 2-2*  
*At Madison: UW leads 1-0*  
*Neutral Site: UW trails 1-2*

12/31/40	ML	W	52-40
12/29/54	H	W	66-64
12/21/63	N	L+	87-90
12/28/85	N	L	49-54

ML - Milwaukee

**Providence**

*All-Time: UW trails 1-3*  
*At Madison: UW trails 0-1*  
*At Providence: UW trails 0-2*  
*Neutral Site: UW leads 1-0*


12/26/61	N	W	95-84
12/9/77	A	L	62-73
12/11/95	A	L	57-58
12/23/96	H	L	57-59

**Purdue**

*All-Time: UW trails 58-96*  
*At Madison: UW trails 41-34*  
*At W. Lafayette: UW trails 15-62*  
*Neutral Site: UW leads 2-0*

1/20/06	A	W	34-14
2/3/06	H	W	31-15
1/25/07	A	W	33-27
3/15/07	H	W	37-10
1/17/08	A	W	28-24
1/23/08	H	W	34-13
1/15/09	A	L	20-23
2/27/09	H	W	29-6
1/22/10	A	L	17-29
3/12/10	H	W	38-14
1/13/11	A	L	16-34
2/24/11	H	W	45-17
1/13/13	A	W	25-15
3/1/13	H	W	22-19
2/13/14	Ho	W+	25-20
3/10/14	A	W	27-13
1/11/15	A	W+	28-24
2/19/15	H	W	26-21
1/8/16	A	W	33-17
2/25/16	H	W	35-22
1/26/18	H	W	21-16
3/13/18	A	W	24-18

2/6/23	A	L	13-17	2/20/50	H	W	56-45
2/24/23	H	W	20-19	2/12/51	A	L	46-62
2/23/25	H	L	22-30	3/3/51	H	L	61-64
3/12/25	A	L	26-32	1/5/52	H	L	64-79
2/20/26	H	L	21-29	2/11/52	A	L	67-78
2/26/26	A	L	31-32	12/20/52	A	L	59-65
2/23/28	H	W	28-22	1/3/53	H	W	50-46
2/25/28	A	L	15-31	1/2/54	H	W	66-57
1/21/29	A	W	31-26	2/27/54	A	L	66-71
2/25/29	H	W	27-24	2/14/55	A	L	63-75
2/21/31	A	L	27-46	2/28/55	H	W	75-73
3/2/31	H	L	17-24	1/2/56	H	L	66-78
1/11/32	A	L	22-38	3/2/57	A	L	66-85
2/27/32	H	L	21-28	1/18/58	A	L	47-62
1/15/34	H	L	26-27	2/15/58	H	L	76-81
2/26/34	A	L	25-37	1/10/59	A	L	61-84
1/5/35	H	L	18-19	2/9/59	H	W	91-86
3/4/35	A	L	24-43	1/9/60	A	L	69-99
1/4/37	A	L	30-43	3/5/60	H	W	89-80
3/1/37	H	W	46-43	2/4/61	A	L	58-69
1/15/38	A	L	34-40	3/11/61	H	L	81-88
2/19/38	H	L	39-46	1/27/62	H	W	89-86
2/6/39	A	L	31-39	1/5/63	A	W	74-66
2/18/39	H	W+	32-30	2/8/64	H	W	81-80
1/13/40	A	L	36-49	2/29/64	A	L	83-97
2/24/40	H	L+	45-48	1/11/65	H	W	76-66
1/13/41	H	W+	48-42	2/13/65	A	L	74-83
2/17/41	A	W	43-42	3/5/66	H	W	69-68
2/16/42	A	L	34-40	1/7/67	A	W	79-76
2/27/43	A	W	53-45	1/9/68	A	L	79-99
2/19/44	H	L+	50-52	3/2/68	H	W	104-84
1/29/45	A	L	34-45	1/4/69	H	L	80-86
2/17/45	H	W	64-48	2/15/69	A	L	69-87
1/12/46	H	L	49-53	1/6/70	A	L	74-90
1/28/46	A	L	46-59	3/9/71	H	L	77-81
2/24/47	A	W	72-60	2/15/72	A	W	84-65
1/19/48	H	W	49-44	2/22/72	H	W	66-60
2/14/49	A	L	48-53	1/22/73	A	L	59-66
				2/26/73	H	W	71-63
				2/16/74	A	L	80-107
				1/11/75	A	L	49-88
				2/8/75	H	L	64-69
				1/10/76	A	L	72-87
				2/7/76	H	L	74-85
				1/24/77	A	L	71-81
				2/10/77	H	W	76-74
				1/12/78	H	L	70-79
				2/25/78	A	L	78-87
				1/27/79	A	L	60-73
				2/3/79	H	L	48-54
				1/24/80	H	L+	60-73
				2/16/80	A	L	61-69
				1/17/81	H	L	69-71
				2/26/81	A	L	61-72
				1/30/82	A	L	67-81
				2/6/82	H	L	46-55
				1/6/83	H	L	64-80
				3/12/83	A	L	64-79
				1/5/84	A	L	65-84
				3/6/84	H	L	48-61
				1/19/85	H	L	68-72
				2/14/85	A	L	52-67
				1/19/86	A	L	73-100
				2/13/86	H	L	78-80



Wisconsin defeated Purdue four times in the 1999-2000 season, including a 64-60 win in Albuquerque, N.M., in the 2000 West Regional Final to advance to the Final Four.

WISCONSIN HISTORY

1/10/87	H	L	48-57
2/5/87	A	L	62-70
2/3/88	A	L	62-86
3/3/88	H	L	56-84
1/14/89	H	L	62-68
3/2/89	A	L	60-65
1/17/90	H	L	54-56
2/17/90	A	L	55-62
1/26/91	H	W	66-44
2/28/91	A	L	62-69
2/2/92	H	W	79-69
2/29/92	A	L	51-61
1/13/93	A	L	60-76
2/13/93	H	L++	87-90
1/15/94	H	W	75-69
2/16/94	A	L	64-67
2/26/95	A	L	56-66
2/7/96	H	L	42-75
1/22/97	A	L	52-60
2/15/97	H	W	69-52
1/31/98	A	L	59-82
1/10/99	H	W	61-56
1/15/00	A	L	52-63
1/26/00	H	W	55-45
3/10/00	UC	W	78-66
3/25/00	N	W	64-60
1/10/01	A	L	67-73
2/7/01	H	W	73-54
1/19/02	H	W	77-66
2/5/03	A	L	60-78

UC - United Center

**Rhode Island**

All-Time: Series tied 3-3  
 At Madison: UW trails 1-2  
 At Norman: Series tied 1-1  
 11/28/98 A W 65-59  
 12/3/99 H W 66-43

**Rice**

All-Time: UW trails 1-2  
 At Madison: Series tied 1-1  
 At Houston: UW trails 0-1  
 12/16/57 H W 67-62  
 12/6/58 A L 37-78  
 3/17/93 H L 73-77

**Rutgers**

All-Time: UW leads 1-0  
 Neutral Site: UW leads 1-0  
 12/28/49 N W 68-55

**St. Bonaventure**

All-Time: Series tied 1-1  
 At Madison: UW trails 0-1  
 At St. Bona.: UW trails 1-0  
 12/9/95 H L 62-76  
 12/14/96 A W 77-68

**St. John's (NY)**

All-Time: UW leads 3-0  
 At Madison: UW leads 1-0  
 At Jamaica: UW leads 1-0  
 Neutral Site: UW leads 1-0  
 1/26/63 H W 85-52  
 11/28/78 A W 73-68  
 3/15/02 N W 80-70

**Saint Louis**

All-Time: Series tied 2-2  
 At Madison: UW leads 1-0  
 At St. Louis: UW trails 0-1  
 Neutral Site: Series tied 1-1  
 12/19/50 A L+ 48-53  
 12/17/51 H W 55-54  
 12/2/78 N W 66-63  
 3/20/89 N L 68-73

**St. Mary's (CA)**

All-Time: UW leads 2-0  
 At Madison: UW leads 2-0  
 12/4/74 H L 60-62  
 12/2/76 H W 82-76

**Sam Houston St.**

All-Time: UW leads 1-0  
 At Madison: UW leads 1-0  
 12/13/91 H W 98-75

**San Fran. State**

All-Time: UW leads 2-0  
 At Madison: UW leads 2-0  
 12/2/85 H W 90-61  
 11/29/90 H W 72-53

**San Jose State**

All-Time: UW leads 1-0  
 At Madison: UW leads 1-0  
 1950 H W 75-59

**SIU-Edwardsville**

All-Time: UW leads 1-0  
 At Madison: UW leads 1-0  
 12/2/72 H W 100-74

**South Carolina**

All-Time: UW leads 3-0  
 At Madison: UW leads 1-0  
 At Columbia: UW leads 1-0  
 Neutral Site: UW leads 1-0  
 12/17/66 N W 88-84  
 11/22/85 A W 68-65  
 12/4/86 H W 47-45

**South Florida**

All-Time: UW leads 3-1  
 At Madison: UW leads 2-0  
 At Tampa: Series tied 1-1  
 11/29/86 H W 65-51  
 11/28/87 A W 58-55  
 12/11/99 A L 63-66  
 12/30/00 H W+ 63-61

**SE Missouri St.**

All-Time: UW leads 1-0  
 At Madison: UW leads 1-0  
 11/25/91 H W 82-71

**SW Missouri St.**

All-Time: UW trails 0-1  
 Neutral Site: UW trails 0-1  
 3/12/99 N L 32-43

**Southern Cal.**

All-Time: UW trails 1-2  
 At Madison: UW leads 1-0  
 At Los Angeles: UW trails 0-2  
 12/23/46 H W 61-56  
 12/21/48 A L 31-36  
 12/29/82 A L 76-86

**Southern Illinois**

All-Time: UW trails 1-3  
 At Madison: Series tied 1-1  
 At Carbondale: UW trails 0-2  
 12/13/69 H L 69-74  
 2/9/70 A L 75-86  
 12/3/83 H W 78-72  
 12/8/87 A L 76-80

**Southern Ind.**

All-Time: UW trails 0-1  
 At Madison: UW trails 0-1  
 12/8/90 H L 66-78

**SMU**

All-Time: UW leads 4-3  
 At Madison: UW trails 1-2  
 At Dallas: UW leads 2-1  
 Neutral Site: UW leads 1-0  
 12/12/55 H L 62-75  
 12/8/58 A L 63-81  
 12/9/67 H W 120-82  
 12/6/69 A W 78-76  
 12/28/73 N W 74-73  
 12/1/90 A W 65-49  
 12/3/91 H L 64-66

**Stanford**

All-Time: UW trails 3-6  
 At Madison: Series tied 3-3  
 At Palo Alto: UW trails 0-3  
 1/2/40 H L 26-39  
 12/30/55 A L 53-65  
 12/21/59 H W 61-60  
 12/18/74 H L 67-89  
 12/29/75 H W 70-64  
 12/11/76 A L 66-70  
 3/18/91 H L 72-80  
 12/27/93 H W 80-73  
 12/27/94 A L 78-95

**Syracuse**

All-Time: Series tied 1-1  
 At Syracuse: UW trails 0-1  
 Neutral Site: UW leads 1-0  
 1/3/27 N W 31-24  
 11/13/99 A L 49-68

**Temple**

All-Time: UW leads 6-2  
 At Madison: Series tied 2-2  
 At Philadelphia: UW leads 4-1  
 12/28/67 QC L 80-82  
 12/2/95 H W + 57-54  
 12/4/96 A W + 64-57  
 12/6/97 H L 49-59  
 12/9/98 A W 63-56  
 12/29/99 H W 62-44  
 12/14/00 A W 66-58  
 12/3/01 H L++ 67-70  
 1/2/03 A W 80-67  
 QC - Quaker City Classic, Phila.

**Tennessee**

All-Time: UW trails 1-2  
 At Madison: UW leads 1-0  
 At Knoxville: UW trails 0-1  
 Neutral Site: UW trails 0-1  
 12/28/81 N L 67-79  
 11/21/00 A L 56-66  
 12/29/01 H W 65-62

**Tennessee Tech**

All-Time: UW leads 1-0  
 At Madison: UW leads 1-0  
 12/31/90 H W 71-65

**Texas**

All-Time: UW leads 3-1  
 At Madison: UW leads 1-0  
 At Austin: UW leads 1-0  
 Neutral Site: Series tied 1-1  
 12/29/70 ML W 89-73  
 3/14/96 N L 58-71  
 12/15/98 A W 65-62  
 12/7/99 H W 61-45  
 ML - Milwaukee Invitational

**Texas A&M**

All-Time: UW leads 1-0  
 At Madison: UW leads 1-0  
 12/28/84 H W 71-69

**Texas-Arlington**

All-Time: UW leads 1-0  
 At Madison: UW leads 1-0  
 12/22/90 H W 105-74

**Texas-El Paso**

All-Time: UW leads 1-0  
 At Madison: UW leads 1-0  
 12/8/62 H W 73-59



**Texas Southern**

All-Time: UW leads 2-0  
 At Madison: UW leads 2-0  
 12/22/80 H W 58-49  
 12/21/02 H W 81-58

**Texas Tech**

All-Time: UW leads 2-0  
 At Madison: UW leads 1-0  
 At Lubbock: UW leads 1-0  
 12/11/93 A W 91-88  
 12/3/94 H W 70-65

**Toledo**

All-Time: UW leads 2-1  
 At Madison: UW leads 2-0  
 At Toledo: UW trails 0-1  
 11/29/82 H W 79-71  
 12/20/83 A L 60-73  
 12/9/97 H W 73-68

**Tulane**

All-Time: UW trails 1-3  
 At Madison: Series tied 1-1  
 At New Orleans: UW trails 0-2  
 12/21/53 A L+ 55-57  
 12/20/54 H L 66-69  
 12/19/70 H W 96-77  
 12/4/71 A L 70-72

**Tulsa**

All-Time: UW leads 1-0  
 Neutral Site: UW leads 1-0  
 3/22/03 N W 61-60

**UCLA**

All-Time: UW trails 2-4  
 At Madison: Series tied 1-1  
 At Los Angeles: UW trails 1-2  
 Neutral Site: UW trails 0-1  
 12/23/48 A W 49-46  
 12/30/49 H W 54-52  
 12/22/62 H L 63-77  
 12/28/66 A L 56-100  
 11/25/72 A L 53-94  
 11/21/95 N L 57-68

**UNC-Charlotte**

All-Time: UW leads 1-0  
 At Charlotte: UW leads 1-0  
 12/13/80 A W 71-63

**UNC-Wilmington**

All-Time: UW leads 1-0  
 At Madison: UW leads 1-0  
 11/30/96 H W 68-35

**UNLV**

All-Time: UW trails 0-2  
 At Las Vegas: UW trails 0-2  
 12/28/87 A L 65-102  
 11/17/01 A L 69-74

**Utah**

All-Time: Series tied 1-1  
 At Salt Lake City: UW trails 0-1  
 Neutral Site: UW leads 1-0  
 12/30/57 A L 70-72  
 12/28/62 N W 94-72

**Utah State**

All-Time: UW leads 1-0  
 Neutral Site: UW leads 1-0  
 12/26/69 N W 81-74

**Valparaiso**

All-Time: UW leads 2-0  
 At Madison: UW leads 2-0  
 12/6/94 H W 69-51  
 12/14/95 H W 90-73

**Villanova**

All-Time: UW trails 0-1  
 Neutral Site: UW trails 0-1  
 11/20/95 N L 58-66

**Virginia**

All-Time: Series tied 1-1  
 Neutral Site: Series tied 1-1  
 12/27/74 N L 78-86  
 11/21/98 N W 66-56

**Wake Forest**

All-Time: UW trails 0-1  
 At Winston-Salem: UW trails 0-1  
 11/30/99 A L 48-67

**Washington**

All-Time: UW trails 1-3  
 At Madison: Series tied 1-1  
 At Seattle: UW trails 0-1  
 Neutral Site: UW trails 0-1  
 2/9/31 H W 39-9  
 12/28/55 A L 53-54  
 12/19/58 H L 48-62  
 12/17/65 N L 67-81

**Washington St.**

All-Time: Series tied 4-4  
 At Madison: UW trails 1-2  
 At Seattle: Series tied 1-1  
 Neutral Site: UW leads 2-1  
 3/29/41 N W 39-34  
 12/30/60 H L 72-78  
 11/27/82 H L 64-66  
 12/1/84 H W 61-59  
 12/9/85 A W 74-68  
 1/3/87 N W 80-65  
 12/4/89 A L 52-55  
 12/27/91 N L 51-73

**Wash. Univ.**

All-Time: UW leads 3-0  
 At Madison: UW leads 2-0  
 At St. Louis: UW leads 1-0  
 12/15/56 H W 41-38  
 12/9/57 A W 43-33  
 12/11/61 H W 91-63

**Weber State**

All-Time: Series tied 1-1  
 Neutral Site: Series tied 1-1  
 11/24/01 N L 69-73  
 3/20/03 N W 81-74

**West Virginia**

All-Time: UW leads 2-1  
 At Madison: UW leads 1-0  
 At Morgantown: UW leads 1-0  
 Neutral Site: UW trails 0-1  
 12/18/65 N L 93-101  
 12/19/72 H W 77-59  
 12/19/73 A W 69-62

**Western Illinois**

All-Time: UW leads 1-0  
 At Madison: UW leads 1-0  
 12/7/89 H W 69-42

**Western Kent.**

All-Time: UW leads 1-0  
 Neutral Site: UW leads 1-0  
 11/25/89 N W 73-62

**Western Mich.**

All-Time: UW leads 1-0  
 At Madison: UW leads 1-0  
 12/6/54 H W 80-68

**UW-Green Bay**

All-Time: UW leads 9-0  
 At Madison: UW leads 7-0  
 At Green Bay: UW leads 2-0  
 12/6/80 H W ++ 68-66  
 12/5/81 H W 77-65  
 12/5/92 H W 70-65  
 12/8/93 H W 64-50  
 11/30/94 H W 61-57  
 12/8/99 H W 55-34  
 12/6/00 A W 61-53  
 12/1/01 H W 70-57  
 11/30/02 A W 69-52

**UW-Milwaukee**

All-Time: UW leads 19-1  
 At Madison: UW leads 11-1  
 At Milwaukee: UW leads 8-0  
 12/27/01 A W 37-18  
 1/2/15 A W 21-10  
 12/31/15 A W 51-12  
 1/1/16 A W 39-8  
 12/30/18 A W 39-18  
 1/1/20 A W 36-10  
 12/22/73 H W 73-46

12/1/77 H W 72-66  
 11/24/78 H W 74-55  
 12/12/92 H L 72-77  
 11/27/93 H W 106-84  
 12/14/94 H W 90-64  
 12/23/95 H W 94-63  
 12/10/96 H W 61-41  
 2/18/98 H W 65-58  
 11/16/98 H W 75-63  
 11/23/99 A W 69-49  
 12/16/00 H W 55-47  
 12/27/01 A W 81-79  
 11/23/02 H W 83-72

**Wright State**

All-Time: UW leads 2-0  
 At Madison: UW leads 1-0  
 At Dayton: UW leads 1-0  
 11/26/94 H W 86-63  
 12/5/95 A W 94-91

**Wyoming**

All-Time: UW trails 0-1  
 Neutral Site: UW trails 0-1  
 12/28/57 N L 65-93

**Xavier (OH)**

All-Time: UW leads 2-1  
 At Madison: UW leads 1-0  
 At Cincinnati: Series tied 1-1  
 12/20/38 A W 27-26  
 12/2/00 H W 61-46  
 12/10/01 A L 48-57

**Yale**

All-Time: UW leads 3-1  
 At Madison: UW leads 1-0  
 Neutral Site: UW leads 2-1  
 1/1/02 N L 20-35  
 12/29/56 H W 64-46  
 12/29/72 N W 90-64  
 12/30/83 N W 87-77

+ overtime

WISCONSIN HISTORY

# WISCONSIN VS. THE CONFERENCES

Opponent	W	L
<b>AMERICA EAST</b>		
Maine	1	0
New Hampshire	1	0

<b>ATLANTIC COAST</b>		
Florida State	1	0
Georgia Tech	1	1
Maryland	3	1
Virginia	1	1
Wake Forest	0	2

<b>ATLANTIC 10</b>		
Dayton	1	0
Duquesne	0	1
Fordham	1	0
George Washington	0	1
Rhode Island	2	0
St. Bonaventure	1	1
Temple	6	3
Xavier	2	1

<b>BIG EAST</b>		
Boston College	3	2
Georgetown	1	1
Miami	2	0
Notre Dame	10	17
Pittsburgh	10	5
Providence	1	3
Rutgers	1	0
St. John's	3	0
Syracuse	1	1
Villanova	0	1
West Virginia	2	1

<b>BIG SKY</b>		
Eastern Washington	1	0
Montana	2	0
Weber State	1	1

<b>BIG SOUTH</b>		
Charleston Southern	1	0
Coastal Carolina	1	0

<b>BIG TEN</b>		
Illinois	66	101
Indiana	51	91
Iowa	66	74
Michigan	54	84
Michigan State	49	63
Minnesota	80	96
Northwestern	98	58
Ohio State	56	80
Penn State	13	8
Purdue	58	96

<b>BIG 12</b>		
Iowa State	3	5
Kansas	1	3
Kansas State	2	2

Missouri	7	4
Nebraska	6	10
Oklahoma	3	3
Oklahoma State	0	1
Texas	3	1
Texas A&M	1	0
Texas Tech	2	0

<b>BIG WEST</b>		
Nevada	3	0
New Mexico State	0	1
Pacific	1	1
Utah State	1	0

<b>COLONIAL ATHLETIC</b>		
UNC-Wilmington	1	0

<b>CONFERENCE USA</b>		
Cincinnati	1	5
DePaul	1	6
Houston	1	1
Louisville	0	1
Marquette	59	50
Memphis	1	0
UNC-Charlotte	1	0
St. Louis	2	2
South Florida	3	1
Tulane	1	3

<b>HORIZON</b>		
Butler	17	13
Cleveland State	1	0
Detroit	2	0
Illinois-Chicago	0	1
Loyola Chicago	10	7
UW-Green Bay	9	0
UW-Milwaukee	19	1
Wright State	2	0

<b>IVY LEAGUE</b>		
Brown	2	0
Columbia	0	2
Dartmouth	3	1
Harvard	1	0
Pennsylvania	4	0
Princeton	2	2
Yale	3	1

<b>METRO ATLANTIC ATHLETIC</b>		
Canisius	1	0
Fairfield	1	0
Manhattan	2	0

<b>MID-AMERICAN</b>		
Ball State	6	2
Bowling Green State	2	1
Central Michigan	3	2
Eastern Michigan	3	2
Kent	1	0

Marshall	0	1
Miami	1	0
Northern Illinois	12	2
Ohio	8	2
Toledo	2	1
Western Michigan	1	0

<b>MID-CONTINENT</b>		
Chicago State	1	0
Oral Roberts	0	2
Valparaiso	2	0
Western Illinois	1	0

<b>MID-EASTERN ATHLETIC</b>		
Bethune-Cookman	1	0
Coppin State	1	0
Florida A&M	1	0
Howard	1	0
Morgan State	2	0

<b>MISSOURI VALLEY</b>		
Bradley	2	2
Creighton	1	0
Illinois State	2	1
Indiana State	0	1
Northern Iowa	3	1
Southern Illinois	1	3
SW Missouri State	0	1

<b>MOUNTAIN WEST</b>		
Air Force	2	0
Brigham Young	1	0
New Mexico	2	0
UNLV	1	2
Utah	1	1
Wyoming	0	1

<b>NORTHEAST</b>		
Central Conn. State	1	0
Long Island	1	0
Monmouth	1	0

<b>OHIO VALLEY</b>		
Eastern Illinois	4	1
SE Missouri State	1	0
Tennessee Tech	1	0

<b>PAC-10</b>		
Arizona	2	1
California	2	5
Oregon	3	2
Oregon State	1	2
Southern California	1	2
Stanford	3	6
UCLA	2	4
Washington	0	3
Washington State	4	4

<b>PATRIOT</b>		
Army	1	0
Navy	2	0

<b>SOUTHEASTERN</b>		
Alabama	0	2
Florida	1	1
Georgia	0	2
Kentucky	1	3
LSU	4	0
South Carolina	3	0
Tennessee	1	2

<b>SOUTHERN</b>		
Davidson	0	1
East Tennessee State	1	0
Furman	1	0

<b>SOUTHLAND</b>		
Sam Houston State	1	0
Texas-Arlington	1	0

<b>SOUTHWESTERN ATHLETIC</b>		
Alcorn State	1	0
Grambling	1	0
Mississippi Valley St.	1	0
Texas Southern	2	0

<b>SUN BELT</b>		
Arkansas State	1	0
Denver	2	0
New Orleans	1	0
Western Kentucky	1	0

<b>TRANS AMERICA ATHLETIC</b>		
Georgia State	0	1

<b>WEST COAST</b>		
Gonzaga	2	0
Loyola Marymount	2	0
Pepperdine	1	1
Portland	2	1
St. Mary's	1	1

<b>WESTERN ATHLETIC</b>		
Fresno State	3	1
Hawaii	1	1
Rice	1	2
San Jose State	1	0
Southern Methodist	4	3
Texas-El Paso	1	0
Tulsa	1	0

WISCONSIN HISTORY



# YEAR-BY-YEAR RECORDS

Year	Overall			Big Ten			Pl.	Home	Away	Neut.	Head Coach
	W	L	Pct.	W	L	Pct.					
1898-99	0	3	.000	—	—	—	—	0-0	0-3	0-0	James Elsom
1899-00	1	1	.500	—	—	—	—	0-0	1-1	0-0	James Elsom
1900-01	1	1	.500	—	—	—	—	0-0	1-1	0-0	James Elsom
1901-02	7	3	.700	—	—	—	—	0-0	7-2	0-1	James Elsom
1902-03	5	2	.714	—	—	—	—	0-0	5-2	0-0	James Elsom
1903-04	11	4	.733	—	—	—	—	2-0	9-4	0-0	James Elsom
1904-05	10	8	.556	—	—	—	—	1-0	9-8	0-0	Emmett Angell
1905-06	12	2	.857	6	2	.750	2	6-0	6-2	0-0	Emmett Angell
1906-07	11	3	.786	6	2	.750	1t	7-1	4-2	0-0	Emmett Angell
1907-08	10	2	.833	7	1	.875	1t	7-1	3-1	0-0	Emmett Angell
1908-09	8	4	.667	5	4	.556	3	7-1	1-3	0-0	Haskell Noyes
1909-10	9	5	.643	7	5	.583	3	8-0	1-5	0-0	Haskell Noyes
1910-11	9	6	.600	6	6	.500	5	8-1	1-5	0-0	Haskell Noyes
1911-12	15	0	1.000	12	0	1.000	1	8-0	7-0	0-0	Walter Meanwell
1912-13	14	1	.933	11	1	.917	1	9-0	5-1	0-0	Walter Meanwell
1913-14	15	0	1.000	12	0	1.000	1	9-0	6-0	0-0	Walter Meanwell
1914-15	13	4	.765	8	4	.667	3	9-2	4-2	0-0	Walter Meanwell
1915-16	20	1	.952	11	1	.917	1	10-0	10-1	0-0	Walter Meanwell
1916-17	15	3	.833	9	3	.750	4	9-1	6-2	0-0	Walter Meanwell
1917-18	14	3	.824	9	3	.750	1	9-1	5-2	0-0	Guy Lowman
1918-19	5	11	.313	3	9	.250	10	1-6	4-5	0-0	Guy Lowman
1919-20	15	5	.750	7	5	.583	5	9-1	6-4	0-0	Guy Lowman
1920-21	13	4	.765	8	4	.667	1t	9-0	4-4	0-0	Walter Meanwell
1921-22	14	5	.737	8	4	.667	2t	8-3	6-2	0-0	Walter Meanwell
1922-23	12	3	.800	11	1	.917	1t	7-2	5-1	0-0	Walter Meanwell
1923-24*	11	5	.688	8	4	.667	1t	8-1	3-4	0-0	Walter Meanwell
1924-25	6	11	.353	3	9	.250	9	5-6	1-5	0-0	Walter Meanwell
1925-26	8	9	.471	4	8	.333	8t	6-4	2-5	0-0	Walter Meanwell
1926-27	10	7	.588	7	5	.583	4t	6-3	3-4	1-0	Walter Meanwell
1927-28	13	4	.765	9	3	.750	3t	9-2	4-2	0-0	Walter Meanwell
1928-29	15	2	.882	10	2	.833	1t	9-1	5-1	1-0	Walter Meanwell
1929-30	15	2	.882	8	2	.800	2	12-0	3-2	0-0	Walter Meanwell
1930-31	8	9	.471	4	8	.333	7t	7-3	1-6	0-0	Walter Meanwell
1931-32	8	10	.444	3	9	.250	8t	7-4	1-6	0-0	Walter Meanwell
1932-33	7	13	.350	4	8	.333	8	4-6	3-7	0-0	Walter Meanwell
1933-34	14	6	.700	8	4	.667	2t	10-2	4-4	0-0	Walter Meanwell
1934-35	15	5	.750	9	3	.750	1t	11-2	4-3	0-0	Harold Foster
1935-36	11	9	.550	4	8	.333	8	9-3	2-6	0-0	Harold Foster
1936-37	8	12	.400	3	9	.250	8t	7-4	1-8	0-0	Harold Foster
1937-38	10	10	.500	5	7	.417	7	8-3	2-7	0-0	Harold Foster
1938-39	10	10	.500	4	8	.333	7	8-3	2-7	0-0	Harold Foster
1939-40	5	15	.250	3	9	.250	9	4-6	1-8	0-1	Harold Foster
1940-41	20	3	.870	11	1	.917	1	11-1	6-2	3-0	Harold Foster
1941-42	14	7	.667	10	5	.667	2t	9-2	5-4	0-1	Harold Foster
1942-43	12	9	.571	6	6	.500	4t	7-4	4-5	1-0	Harold Foster
1943-44	12	9	.571	9	3	.750	2t	5-5	6-4	1-0	Harold Foster
1944-45	10	11	.476	4	8	.333	6t	6-5	3-6	1-0	Harold Foster
1945-46	4	17	.190	1	11	.083	9	4-7	0-10	0-0	Harold Foster
1946-47	16	6	.727	9	3	.750	1	9-2	6-4	1-0	Harold Foster
1947-48	12	8	.600	7	5	.583	3t	9-1	3-7	0-0	Harold Foster
1948-49	12	10	.545	5	7	.417	7	9-3	3-7	0-0	Harold Foster

## HOME ATTENDANCE (since '41)

G	Total	Avg.	High
12	130,150	10,846	14,000
11	116,050	10,550	14,000
11	118,000	10,727	14,000
10	84,200	8,420	14,000
11	98,000	8,909	11,500
11	96,900	8,809	14,000
11	124,700	11,336	13,800
10	130,900	13,090	13,500
12	150,000	12,500	13,500

WISCONSIN HISTORY

Year	Overall			Big Ten			Pl.	Home	Away	Neut.	Head Coach
	W	L	Pct.	W	L	Pct.					
1949-50	17	5	.773	9	3	.750	2	10-1	6-4	1-0	Harold Foster
1950-51	10	12	.455	7	7	.500	4t	6-5	4-7	0-0	Harold Foster
1951-52	10	12	.455	5	9	.357	7	6-5	3-6	1-1	Harold Foster
1952-53	13	9	.591	10	8	.556	5	9-2	4-6	0-1	Harold Foster
1953-54	12	10	.545	6	8	.429	5t	7-4	5-6	0-0	Harold Foster
1954-55	10	12	.455	5	9	.357	6t	6-5	4-7	0-0	Harold Foster
1955-56	6	16	.273	4	10	.286	8t	3-8	3-8	0-0	Harold Foster
1956-57	5	17	.227	3	11	.214	9	4-7	1-10	0-0	Harold Foster
1957-58	8	14	.364	3	11	.214	10	5-6	3-7	0-1	Harold Foster
1958-59	3	19	.136	1	13	.071	10	3-8	0-10	0-1	Harold Foster
1959-60	8	16	.333	4	10	.286	9	5-7	2-9	1-0	John Erickson
1960-61	7	17	.292	4	10	.286	8	6-4	1-11	0-2	John Erickson
1961-62	17	7	.708	10	4	.714	2	10-3	5-3	2-1	John Erickson
1962-63	14	10	.583	7	7	.500	6	8-5	5-5	1-0	John Erickson
1963-64	8	16	.333	2	12	.143	10	5-6	1-9	2-1	John Erickson
1964-65	9	13	.409	4	10	.286	8	5-5	3-7	1-1	John Erickson
1965-66	11	13	.458	6	8	.429	7	9-3	2-8	0-2	John Erickson
1966-67	13	11	.542	8	8	.500	4	7-4	2-6	4-1	John Erickson
1967-68	13	11	.542	7	7	.500	5	9-2	3-7	1-2	John Erickson
1968-69	11	13	.458	5	9	.357	8t	8-3	1-10	2-0	John Powless
1969-70	10	14	.417	5	9	.357	6t	6-6	3-8	1-0	John Powless
1970-71	9	15	.375	4	10	.286	7t	7-5	1-10	1-0	John Powless
1971-72	13	11	.542	6	8	.429	5t	9-3	3-7	1-1	John Powless
1972-73	11	13	.458	5	9	.357	9	8-3	2-10	1-0	John Powless
1973-74	16	8	.667	8	6	.571	4t	11-2	4-6	1-0	John Powless
1974-75	8	18	.308	5	13	.278	8	8-7	0-9	0-2	John Powless
1975-76	10	16	.385	4	14	.222	9	7-7	2-9	1-0	John Powless
1976-77	11	16	.407	7	11	.389	7t	8-5	2-11	1-0	Bill Cofield
1977-78	8	19	.296	4	14	.222	9t	7-7	1-12	0-0	Bill Cofield
1978-79	12	15	.444	6	12	.333	8t	9-5	3-9	0-1	Bill Cofield
1979-80	15	14	.517	7	11	.389	8	11-4	2-9	2-1	Bill Cofield
1980-81	11	16	.407	5	13	.278	9	9-6	2-9	0-1	Bill Cofield
1981-82	6	21	.222	3	15	.167	10	4-9	2-9	0-3	Bill Cofield
1982-83	8	20	.286	3	15	.167	10	7-8	0-11	1-1	Steve Yoder
1983-84	8	20	.286	4	14	.222	10	6-7	1-12	1-1	Steve Yoder
1984-85	14	14	.500	5	13	.278	9	10-5	2-9	2-0	Steve Yoder
1985-86	12	16	.429	4	14	.222	9	8-7	4-7	0-2	Steve Yoder
1986-87	14	17	.452	4	14	.222	8	8-7	4-9	2-1	Steve Yoder
1987-88	12	16	.429	6	12	.333	7	8-6	3-10	4-0	Steve Yoder
1988-89	18	12	.600	8	10	.444	6t	14-3	3-9	1-0	Steve Yoder
1989-90	14	17	.452	4	14	.222	8t	8-6	2-9	4-2	Steve Yoder
1990-91	15	15	.500	8	10	.444	7	11-6	4-9	0-0	Steve Yoder
1991-92	13	18	.419	4	14	.222	9	11-6	1-10	1-2	Steve Yoder
1992-93	14	14	.500	7	11	.389	8t	11-6	3-8	0-0	Stu Jackson
1993-94	18	11	.621	8	10	.444	7	14-2	3-8	1-1	Stu Jackson
1994-95	13	14	.481	7	11	.389	9	11-4	2-10	0-0	Stan Van Gundy
1995-96	17	15	.531	8	10	.444	8	13-5	3-8	1-2	Dick Bennett
1996-97	18	10	.643	11	7	.611	4t	12-2	5-7	1-1	Dick Bennett
1997-98	12	19	.387	3	13	.188	9t	7-8	2-9	3-2	Dick Bennett
1998-99	22	10	.688	9	7	.563	3t	11-2	8-5	3-3	Dick Bennett
1999-00	22	14	.611	8	8	.500	6	11-3	4-9	7-2	Dick Bennett
2000-01	18	11	.621	9	7	.563	5	12-2	5-7	1-2	Brad Soderberg
2001-02	19	13	.594	11	5	.688	1t	12-1	6-8	1-4	Bo Ryan
2002-03	24	8	.750	12	4	.750	1	16-1	6-5	2-2	Bo Ryan

G	Total	Avg.	High
11	139,500	12,681	13,000
11	130,550	11,868	13,000
11	132,000	12,000	13,000
11	129,726	11,793	13,500
11	108,192	9,836	13,500
11	92,150	8,377	12,100
11	66,100	6,009	10,000
11	57,529	5,230	7,193
11	61,448	5,586	8,200
11	58,527	5,321	7,410
12	75,216	6,268	12,187
10	65,685	6,569	13,472
13	88,681	6,822	13,545
13	88,905	6,839	12,088
10	69,873	6,987	13,217
10	63,823	6,382	9,538
12	85,199	7,100	11,573
11	116,855	10,623	12,729
11	104,346	9,486	11,926
11	112,949	10,268	11,569
12	97,686	8,881	12,392
12	81,051	6,754	7,953
12	79,922	6,660	8,235
11	84,242	7,658	8,236
13	98,346	7,565	12,204
15	82,981	5,532	7,462
14	72,996	5,214	9,363
13	90,609	6,970	8,501
14	122,075	8,720	11,238
14	114,945	8,210	12,204
15	115,960	7,731	11,895
15	101,606	6,774	9,026
13	65,505	5,039	9,281
15	113,617	7,574	11,442
13	98,280	7,560	11,019
15	103,795	6,920	9,868
15	112,131	7,475	11,092
15	110,876	7,392	11,866
14	110,545	7,896	11,068
17	161,810	9,518	11,886
14	142,291	10,164	11,898
17	171,680	10,099	11,924
17	160,580	9,446	12,305
17	176,578	10,387	11,500
16	184,000	11,500	11,500
15	171,292	11,419	11,500
18	202,381	11,243	11,993
14	160,624	11,473	11,719
15	200,032	13,335	16,697
13	205,008	15,770	17,046
14	226,281	16,163	17,142
14	235,351	16,811	17,142
13	214,860	16,528	17,142
17	287,818	16,930	17,142

\* 1924 season includes one tie game



# YEAR-BY-YEAR STATISTICS

Year	G	FG	FGA	PCT	3P	3PA	PCT	FT	FTA	PCT	REB	AVG	A	TO	BK	ST	PTS	AVG
1946-47	22	453	1590	.285	—	—	—	322	522	.617	—	—	—	—	—	—	1228	55.8
Opp.	22	445	1796	.248	—	—	—	276	481	.574	—	—	—	—	—	—	1166	53.0
1947-48	20	375	1407	.267	—	—	—	297	460	.646	—	—	—	—	—	—	1047	52.4
Opp.	20	404	1461	.277	—	—	—	260	430	.605	—	—	—	—	—	—	1068	53.4
1948-49	22	417	1499	.278	—	—	—	352	575	.612	—	—	—	—	—	—	1186	53.9
Opp.	Records Incomplete																	
1949-50	22	476	1631	.292	—	—	—	326	565	.577	—	—	—	—	—	—	1278	58.1
Opp.	22	463	1677	.276	—	—	—	231	393	.588	—	—	—	—	—	—	1157	52.6
1950-51	22	456	1502	.304	—	—	—	338	561	.603	1099	49.9	306	—	—	—	1250	56.8
Opp.	22	498	1710	.291	—	—	—	256	429	.598	—	—	—	—	—	—	1252	56.9
1951-52	22	450	1518	.296	—	—	—	380	574	.662	930	42.3	267	—	—	—	1280	58.1
Opp.	22	519	1595	.326	—	—	—	312	480	.650	919	41.8	247	—	—	—	1310	59.6
1952-53	22	486	1497	.326	—	—	—	473	717	.660	—	—	—	—	—	—	1447	65.8
Opp.	22	469	1562	.300	—	—	—	413	659	.627	—	—	—	—	—	—	1361	61.9
1953-54	22	504	1409	.358	—	—	—	486	695	.699	745	33.9	—	—	—	—	1494	67.9
Opp.	22	469	1522	.309	—	—	—	455	716	.635	—	—	—	—	—	—	1393	63.3
1954-55	22	541	1463	.370	—	—	—	495	693	.714	793	36.1	—	—	—	—	1577	71.7
Opp.	22	574	1492	.385	—	—	—	450	647	.695	737	33.5	—	—	—	—	1598	72.6
1955-56	22	550	1500	.367	—	—	—	430	653	.659	973	44.2	—	—	—	—	1530	69.5
Opp.	22	570	1505	.379	—	—	—	455	678	.671	928	42.2	—	—	—	—	1595	72.5
1956-57	22	510	1491	.342	—	—	—	296	501	.591	862	39.2	—	—	—	—	1316	59.8
Opp.	22	563	1526	.369	—	—	—	385	580	.664	982	44.6	—	—	—	—	1511	68.7
1957-58	22	555	1551	.358	—	—	—	272	434	.627	842	38.3	—	—	—	—	1382	62.8
Opp.	22	579	1600	.362	—	—	—	369	546	.676	957	43.5	—	—	—	—	1527	69.4
1958-59	22	523	1526	.343	—	—	—	330	579	.569	935	42.5	—	—	—	—	1376	62.6
Opp.	22	700	1637	.428	—	—	—	343	518	.662	1187	53.9	—	—	—	—	1743	79.2
1959-60	24	710	1723	.412	—	—	—	323	500	.646	1031	42.9	—	—	—	—	1743	72.6
Opp.	24	781	1810	.431	—	—	—	375	577	.649	1149	47.9	—	—	—	—	1935	80.6
1960-61	24	679	1753	.387	—	—	—	338	538	.628	1122	46.8	—	—	—	—	1696	70.7
Opp.	24	702	1727	.407	—	—	—	396	599	.661	1104	46.0	—	—	—	—	1800	75.0
1961-62	24	793	1812	.437	—	—	—	446	666	.670	1177	49.1	—	—	—	—	2032	84.7
Opp.	24	745	1801	.414	—	—	—	421	609	.692	1096	45.7	—	—	—	—	1911	79.6
1962-63	24	727	1652	.440	—	—	—	348	526	.662	1196	49.8	—	—	—	—	1802	75.1
Opp.	24	694	1805	.385	—	—	—	336	514	.654	1064	44.3	—	—	—	—	1720	71.7
1963-64	24	780	1915	.407	—	—	—	407	612	.665	1173	48.9	—	—	—	—	1967	81.9
Opp.	24	832	1839	.452	—	—	—	418	606	.690	1297	54.1	—	—	—	—	2082	86.8
1964-65	22	680	1587	.429	—	—	—	343	536	.640	969	44.1	—	—	—	—	1703	77.4
Opp.	22	673	1580	.426	—	—	—	410	565	.726	1082	49.2	—	—	—	—	1756	79.8
1965-66	24	725	1665	.435	—	—	—	398	588	.676	1075	44.8	—	—	—	—	1848	77.0
Opp.	24	745	1790	.416	—	—	—	426	599	.724	1152	48.0	—	—	—	—	1916	79.5
1966-67	24	753	1738	.433	—	—	—	457	658	.695	1207	50.3	—	—	—	—	1963	81.8
Opp.	24	772	1810	.427	—	—	—	415	638	.651	1217	50.7	—	—	—	—	1959	81.6
1967-68	24	750	1687	.445	—	—	—	422	632	.668	1136	47.3	—	—	—	—	1922	80.1
Opp.	24	732	1702	.430	—	—	—	411	563	.730	1085	45.2	—	—	—	—	1875	78.1
1968-69	24	633	1591	.398	—	—	—	424	617	.687	1091	45.5	—	—	—	—	1690	70.4
Opp.	24	608	1461	.416	—	—	—	476	688	.692	1079	44.9	—	—	—	—	1692	70.5
1969-70	24	707	1672	.423	—	—	—	429	609	.704	1142	47.6	—	—	—	—	1843	76.8
Opp.	24	727	1669	.436	—	—	—	483	687	.703	1118	46.6	—	—	—	—	1937	80.7
1970-71	24	792	1831	.433	—	—	—	463	658	.704	1268	52.8	—	—	—	—	2047	86.3
Opp.	24	805	1820	.442	—	—	—	417	600	.695	1164	48.5	—	—	—	—	2027	84.5
1971-72	24	747	1714	.436	—	—	—	427	613	.697	1160	48.3	—	—	—	—	1921	80.0
Opp.	24	664	1514	.439	—	—	—	446	685	.651	1082	45.1	—	—	—	—	1774	73.9
1972-73	24	740	1725	.429	—	—	—	326	487	.669	1245	51.9	—	—	—	—	1806	75.3
Opp.	24	732	1809	.405	—	—	—	332	494	.672	1140	47.5	—	—	—	—	1796	74.8
1973-74	24	766	1680	.456	—	—	—	295	422	.699	1169	48.7	378	—	—	—	1827	76.1
Opp.	24	653	1574	.415	—	—	—	270	391	.690	914	38.0	277	—	—	—	1576	65.7

WISCONSIN HISTORY

WISCONSIN MEN'S BASKETBALL 2003-04

Year	G	FG	FGA	PCT	3P	3PA	PCT	FT	FTA	PCT	REB	AVG	A	TO	BK	ST	PTS	AVG
1974-75	26	759	1818	.417	—	—	—	335	482	.695	1104	42.5	430	—	—	—	1853	71.3
Opp.	26	814	1711	.476	—	—	—	398	557	.715	1158	44.5	515	—	—	—	2026	77.9
1975-76	26	783	1808	.433	—	—	—	431	600	.718	1131	43.5	448	—	—	—	1997	76.8
Opp.	26	836	1825	.458	—	—	—	467	656	.712	1241	47.7	488	—	—	—	2139	82.3
1976-77	27	737	1738	.424	—	—	—	387	572	.677	1132	41.9	338	—	—	—	1861	68.9
Opp.	27	800	1758	.455	—	—	—	398	561	.709	1100	40.7	405	—	—	—	1998	74.0
1977-78	27	758	1735	.437	—	—	—	397	592	.671	1075	39.8	340	494	59	155	1913	70.9
Opp.	27	794	1618	.491	—	—	—	451	627	.719	1009	37.4	381	511	94	129	2039	75.5
1978-79	27	760	1728	.440	—	—	—	363	545	.666	1048	38.8	377	495	66	203	1883	69.7
Opp.	27	776	1604	.484	—	—	—	433	603	.718	993	36.8	427	528	112	147	1985	73.5
1979-80	29	783	1666	.470	—	—	—	457	638	.716	1062	36.6	380	513	65	151	2023	69.8
Opp.	29	749	1620	.462	—	—	—	413	578	.715	923	31.8	335	510	93	164	1911	65.9
1980-81	27	690	1498	.461	—	—	—	376	558	.667	898	32.9	339	455	64	151	1756	65.5
Opp.	27	718	1446	.498	—	—	—	410	587	.700	882	32.7	330	462	58	185	1846	68.9
1981-82	27	721	1664	.433	—	—	—	293	426	.688	911	33.8	351	450	83	154	1735	64.3
Opp.	27	768	1502	.511	—	—	—	452	645	.701	984	36.4	379	472	78	153	1988	73.7
1982-83	28	739	1678	.440	22	68	.324	314	433	.725	901	32.2	351	409	91	160	1813	64.8
Opp.	28	771	1571	.491	30	68	.441	421	593	.710	1025	36.6	381	451	112	157	1994	71.2
1983-84	28	743	1579	.471	—	—	—	413	545	.758	833	29.8	403	379	45	146	1899	66.0
Opp.	28	791	1447	.547	—	—	—	417	590	.707	855	30.5	459	433	77	178	1999	71.4
1984-85	28	803	1646	.488	—	—	—	361	496	.728	900	32.1	456	374	61	149	1967	70.3
Opp.	28	807	1659	.486	—	—	—	399	555	.719	965	34.5	426	392	60	162	2013	71.9
1985-86	28	814	1686	.483	—	—	—	368	502	.733	892	31.9	442	382	51	181	1996	71.3
Opp.	28	846	1637	.517	—	—	—	399	541	.738	947	33.8	412	418	74	169	2091	74.7
1986-87	31	813	1696	.479	160	358	.447	407	596	.683	982	31.7	506	482	83	185	2193	70.7
Opp.	31	846	1793	.472	87	233	.373	434	636	.682	1087	35.1	479	451	84	234	2213	71.4
1987-88	28	710	1539	.461	126	292	.432	387	569	.680	841	30.0	442	429	68	196	1933	69.0
Opp.	28	784	1585	.495	108	264	.409	408	560	.729	968	34.6	462	461	84	199	2084	74.4
1988-89	30	774	1546	.501	146	326	.448	406	606	.670	859	28.6	450	401	86	220	2100	70.0
Opp.	30	699	1503	.465	105	267	.393	438	606	.723	885	29.5	367	470	71	162	1941	64.7
1989-90	31	744	1558	.478	121	311	.408	416	642	.648	933	30.1	445	450	78	195	2031	65.5
Opp.	31	721	1591	.453	117	313	.374	445	622	.715	951	30.7	363	440	59	189	2004	64.6
1990-91	30	743	1476	.503	186	450	.413	451	661	.682	900	30.0	469	482	96	160	2123	70.8
Opp.	30	801	1701	.471	134	370	.362	358	517	.693	893	29.8	410	386	62	221	2094	69.8
1991-92	31	792	1689	.469	179	420	.426	463	682	.679	966	31.2	416	456	153	208	2226	71.8
Opp.	31	790	1697	.466	124	327	.379	503	689	.730	1036	33.4	417	493	101	217	2207	71.2
1992-93	28	793	1754	.452	219	570	.384	341	519	.676	910	32.5	408	414	90	214	2156	77.0
Opp.	28	755	1599	.472	104	315	.330	504	681	.740	1043	37.3	375	506	89	194	2118	75.6
1993-94	29	816	1755	.465	225	609	.369	402	599	.671	1090	37.6	472	449	135	201	2259	77.9
Opp.	29	736	1754	.420	156	466	.335	471	667	.706	1055	36.4	383	442	83	241	2099	72.4
1994-95	27	672	1611	.417	186	561	.332	440	687	.640	1062	39.3	343	448	103	172	1970	73.0
Opp.	27	661	1612	.410	140	441	.317	472	696	.678	1061	39.3	328	428	86	181	1934	71.6
1995-96	32	726	1672	.434	189	551	.343	473	680	.696	1071	33.5	415	486	91	201	2114	66.1
Opp.	32	733	1704	.430	199	564	.353	408	610	.669	1051	32.8	408	488	118	225	2073	64.8
1996-97	28	570	1391	.410	137	406	.337	377	569	.663	951	34.0	332	422	97	187	1654	59.1
Opp.	28	502	1329	.378	128	408	.314	416	612	.680	885	31.6	236	437	73	195	1548	55.3
1997-98	31	644	1579	.408	130	438	.297	459	652	.704	996	32.1	348	431	95	189	1877	60.5
Opp.	31	643	1513	.425	197	553	.356	457	689	.663	1034	33.4	354	482	98	186	1940	62.6
1998-99	32	685	1573	.435	204	572	.357	413	558	.740	948	29.6	433	377	78	224	1987	62.1
Opp.	32	613	1504	.408	161	487	.331	379	564	.672	993	31.0	313	486	88	159	1766	55.2
1999-00	36	765	1793	.427	207	602	.344	420	617	.681	1107	30.8	478	408	102	236	2157	59.9
Opp.	36	683	1720	.397	189	551	.343	452	652	.693	1173	32.6	361	513	98	177	2007	55.8
2000-01	29	575	1349	.426	174	477	.365	399	568	.702	869	30.0	358	337	68	172	1723	59.4
Opp.	29	560	1364	.411	158	485	.326	363	514	.706	858	29.6	286	367	89	138	1641	56.6
2001-02	32	731	1675	.436	211	593	.356	471	655	.719	1032	32.2	407	414	60	188	2144	67.0
Opp.	32	778	1707	.456	192	551	.348	353	515	.685	1038	32.4	398	436	98	209	2101	65.7
2002-03	32	798	1723	.463	201	563	.357	453	619	.732	1045	32.7	423	334	88	221	2250	70.3
Opp.	32	723	1675	.432	158	473	.334	295	410	.720	984	30.8	354	440	84	150	1899	59.3



# SEASON STATISTICS SINCE 1984-85

## 1984-85

Name	G	FG-FGA	FT-FTA	Reb.	A	B	S	Pts. Avg.
Roth	28	198-365	117-156	86	74	4	26	18.3
Olson	28	197-397	73-82	52	66	0	20	16.7
Weber	28	85-173	37-53	162	53	17	24	7.4
Heineman	25	71-135	39-51	118	111	0	33	7.2
Ploss	28	70-142	25-44	101	32	20	9	5.9
Barnes	25	49-118	19-32	88	16	7	9	4.7
Smith	27	47-99	10-14	27	43	1	7	3.9
Steinhaus	22	33-75	11-13	42	34	3	5	3.5
Ripley	21	19-46	18-27	52	1	0	4	2.7
Laszewski	20	21-63	8-15	39	13	7	2	2.6
Hippen	17	10-27	4-7	19	10	2	3	1.4
Harris	7	2-4	0-0	2	3	0	2	0.6
Parker	3	1-2	0-0	0	0	0	0	0.7
Hill	3	0-0	0-2	0	1	0	0	0.0
team				112				
UW	28	803-1646	361-496	900	456	61	149	70.3
Opp.	28	807-1659	399-555	965	426	60	162	71.9

## 1985-86

Name	G	FG-FGA	FT-FTA	Reb.	A	B	S	Pts. Avg.
Olson	28	237-485	97-110	67	43	1	33	20.4
Weber	28	131-258	67-89	161	55	28	26	11.8
Ripley	28	101-195	41-55	194	50	6	29	8.7
Smith	15	84-153	30-46	24	44	0	7	13.2
Heineman	22	65-142	44-55	76	100	2	18	7.9
Steinhaus	28	79-182	16-25	87	43	0	26	6.2
Molaski	28	44-84	36-54	75	55	2	19	4.4
Jackson	13	35-83	5-10	18	24	0	9	5.8
Laszewski	21	24-54	13-21	36	12	6	7	3.1
Schubring	22	8-32	9-15	39	15	3	6	1.1
Robertson	13	5-16	8-18	13	1	3	0	1.4
Willey	9	1-2	2-4	4	0	0	1	0.4
team				98				
UW	28	814-1686	368-502	892	442	51	181	71.3
Opp.	28	846-1637	399-541	947	412	74	169	74.7

## 1986-87

Name	G	FG-FGA	FT-FTA	Reb.	A	B	S	Pts. Avg.
Weber	31	182-324	105-141	251	69	45	41	15.1
Smith	31	126-301	45-63	54	75	1	24	11.5
Jackson	28	129-289	46-59	36	38	1	33	12.5
Heineman	28	99-190	61-84	127	137	1	20	10.3
Jones	31	101-181	52-88	99	21	10	9	8.2
Ripley	31	70-160	25-38	149	55	9	24	5.9
Portmann	29	37-72	32-55	65	19	13	8	3.7
Molaski	27	26-60	28-40	54	68	0	9	3.0
Tapp	24	23-67	5-8	30	27	1	10	2.3
Fleming	15	10-25	2-6	9	2	0	1	1.8
Schubring	21	6-13	4-10	24	2	0	5	0.8
Robertson	11	4-14	2-4	14	1	2	1	0.9
team				72				
UW	31	813-1696	407-596	982	506	83	185	70.7
Opp.	31	846-1793	434-636	1087	479	84	234	71.4

## 1987-88

Name	G	FG-FGA	FT-FTA	Reb.	A	B	S	Pts. Avg.
Jackson	28	192-426	88-106	106	98	4	59	19.5
Jones	26	176-309	89-124	121	26	17	14	17.0
Locum	28	58-137	30-35	41	41	2	16	6.7
Molaski	28	49-128	54-67	106	104	3	42	5.6
Tapp	28	62-129	25-43	51	43	0	14	5.5

Portmann	28	62-160	27-49	101	33	25	16	5.4
Tompkins	27	46-95	28-54	88	32	9	7	4.4
Schubring	28	41-89	11-36	101	29	5	9	3.3
Robinson	19	19-48	25-33	34	30	1	18	3.3
Fleming	7	2-5	3-4	2	3	0	1	1.1
Robertson	15	1-7	3-9	6	0	1	0	0.3
Simms	2	1-4	2-5	7	3	0	0	2.0
Willey	8	1-2	2-4	3	0	1	0	0.5
team				74				
UW	28	710-1539	387-569	841	442	68	196	69.0
Opp.	28	784-1585	408-560	968	462	84	199	74.4

## 1988-89

Name	G	FG-FGA	FT-FTA	Reb.	A	B	S	Pts. Avg.
Jones	30	231-449	149-199	141	35	12	26	20.4
Jackson	30	201-408	99-133	90	101	1	50	19.1
Locum	30	83-168	45-55	71	60	3	25	8.8
Simms	30	84-162	21-53	99	52	12	27	6.3
Molaski	30	48-107	41-54	83	108	2	40	5.0
Portmann	30	63-113	9-18	112	42	34	26	4.5
Tompkins	12	23-35	17-33	46	10	8	2	5.3
Schubring	29	19-47	7-21	102	11	9	8	1.6
Good	9	3-12	6-7	2	1	0	1	1.7
Gillespie	6	6-9	2-7	8	4	1	2	2.3
Ellenson	9	4-8	1-2	9	4	1	1	1.2
Willey	9	4-8	0-0	5	0	3	3	0.9
Robertson	11	2-7	3-5	8	0	0	0	0.6
Robinson	16	0-5	6-13	15	17	0	7	0.4
Douglass	14	3-8	0-6	8	5	0	2	0.4
team				60				
UW	30	774-1546	406-606	859	450	86	220	70.0
Opp.	30	699-1503	438-606	885	367	71	162	64.7

## 1989-90

Name	G	FG-FGA	FT-FTA	Reb.	A	B	S	Pts. Avg.
Jones	31	215-412	118-188	140	26	15	20	17.7
Simms	30	153-284	92-146	145	97	11	33	13.3
Locum	30	94-194	40-45	69	67	0	33	9.8
Tompkins	28	73-146	40-80	178	29	10	17	6.6
Good	30	41-111	57-63	21	37	0	12	5.7
Hisle	31	46-126	32-46	44	33	7	18	4.5
Portmann	31	53-127	9-25	134	37	30	24	3.7
Douglass	31	32-72	13-18	41	65	1	17	2.8
Ellenson	30	26-54	5-17	57	39	4	12	1.9
Harrell	19	8-24	4-8	19	4	0	6	1.1
Robinson	9	3-8	6-6	13	11	0	3	1.3
team				72				
UW	31	744-1558	416-642	933	445	78	195	65.5
Opp.	31	721-1591	445-622	951	363	59	189	64.6

## 1990-91

Name	G	FG-FGA	FT-FTA	Reb.	A	B	S	Pts. Avg.
Tompkins	30	164-258	95-147	264	78	25	23	14.1
Simms	29	153-267	114-179	149	98	4	27	14.5
Locum	30	107-212	51-59	75	53	3	25	11.0
Hisle	28	71-170	68-94	62	52	1	13	8.7
Ellenson	30	71-159	27-34	83	46	10	18	6.7
McGee	26	51-105	28-46	45	18	16	10	5.0
Good	24	29-70	24-27	17	24	0	3	4.3
Peters	28	29-59	7-11	24	50	3	21	3.0
Ely	20	27-48	11-22	35	2	20	2	3.3
Weaver	16	15-34	6-9	14	4	2	3	2.9
Douglass	21	12-45	16-21	23	30	3	8	2.1
Harrell	23	11-33	1-7	32	6	6	4	1.0
Johnsen	12	2-14	2-2	6	7	0	2	0.5

Johnson	8	1-2	1-3	8	1	3	1	0.4
team				63				
UW	30	743-1476	451-661	900	469	96	160	70.8
Opp.	30	801-1701	358-517	893	410	62	221	69.8

## 1991-92

Name	G	FG-FGA	FT-FTA	Reb.	A	B	S	Pts. Avg.
Webster	31	186-419	90-115	116	151	6	48	17.3
Finley	31	130-287	95-128	152	85	24	27	12.3
McGee	30	123-222	72-132	133	29	19	23	10.6
Ely	30	82-163	31-55	98	7	41	14	6.5
Good	30	52-112	36-43	13	24	0	9	5.9
Petersen	28	53-99	34-52	75	4	22	7	5.0
Douglass	30	49-104	27-30	68	47	5	26	4.5
Johnson	31	38-70	13-24	98	8	27	9	2.9
Peters	29	27-66	20-27	45	37	2	28	3.0
Schell	21	14-38	7-9	11	5	1	5	2.2
Harrell	22	18-44	9-18	31	8	4	4	2.0
Kilbride	15	6-23	14-17	4	4	0	2	2.1
Kelley	19	11-22	8-19	22	0	0	2	1.6
Moore	5	3-8	3-6	12	1	2	1	1.8
Johnsen	12	0-12	4-7	6	6	0	3	0.3
team				82				
UW	31	792-1689	463-682	966	416	153	208	71.8
Opp.	31	790-1697	503-689	1036	417	101	217	71.2

## 1992-93

Name	G	FG-FGA	FT-FTA	Reb.	A	B	S	Pts. Avg.
Finley	28	223-478	111-144	161	86	18	49	22.1
Webster	28	139-354	72-89	96	179	2	66	14.1
Johnsen	27	65-171	3-11	38	19	2	8	6.7
Kilbride	27	58-137	16-20	34	37	1	25	6.7
Ely	28	80-131	17-45	104	5	31	8	6.3
Petersen	27	58-93	27-39	44	1	4	11	5.3
Kelley	28	55-130	31-45	116	24	5	10	5.0
Harrell	28	48-104	34-47	90	13	4	13	4.6
McGee	16	19-40	15-30	50	10	6	7	3.3
Carl	21	16-28	7-13	9	19	0	5	2.2
McDuffie	25	15-36	5-14	34	3	1	2	1.4
Johnson	26	7-20	10-16	39	3	16	5	0.9
Conger	13	6-20	0-0	7	7	0	2	1.4
Moore	9	4-8	2-2	9	0	0	2	1.1
Timmerman	3	0-4	1-4	4	2	0	1	0.3
team				75				
UW	2							

**1994-95**

Name	G	FG-FGA	FT-FTA	Reb.	Pts.			Avg.
					A	B	S	
Finley	27	178-470	140-181	141	108	15	52	20.5
Griffith	26	167-295	113-195	281	21	58	11	17.2
Kilbride	25	57-152	18-26	51	49	0	19	7.4
Hoskins	27	55-142	55-71	85	92	2	32	6.8
Mason	25	41-122	23-39	49	20	6	10	5.0
Kelley	27	52-116	15-37	91	15	3	15	4.5
Daugherty	26	43-123	20-34	99	13	8	11	4.6
Nwachukwu	27	22-49	26-55	76	0	4	5	2.6
Peterson	18	21-57	12-17	20	4	1	2	3.7
Moore	21	20-37	6-10	43	10	5	10	2.2
Roberts	10	12-35	9-12	26	8	0	4	3.7
Conger	10	2-3	1-2	1	1	0	1	0.7
Coleman	10	2-6	2-6	8	0	1	0	0.6
Carlin	7	0-4	0-2	6	2	0	0	0.0
Vraney	1	0-0	0-0	0	0	0	0	0.0
team				85				
UW	27	672-1611	440-687	1062	343	103	172	73.0
Opp.	27	661-1612	472-696	1061	328	86	181	71.6

**1995-96**

Name	G	FG-FGA	FT-FTA	Reb.	Pts.			Avg.
					A	B	S	
Okey	32	151-343	100-142	218	100	42	35	13.2
Peterson	30	118-282	79-107	113	50	1	18	11.5
Daugherty	32	125-272	70-96	202	33	13	22	10.4
Auriantal	32	96-213	50-76	76	67	1	43	8.7
Hall	28	60-155	26-33	36	58	2	9	7.0
Nwachukwu	31	59-119	63-108	167	11	5	21	5.8
Mason	13	37-93	28-33	31	22	6	15	8.6
Carlin	29	26-75	16-20	33	36	2	18	3.1
Hoskins	9	26-57	24-31	18	35	0	15	9.4
Coleman	25	10-21	6-18	59	0	18	3	1.0
Vraney	13	9-14	5-6	13	0	0	0	1.8
Duany	2	4-7	4-4	3	0	0	0	7.5
Kosolcharoen	18	4-20	2-6	16	3	1	2	0.6
Hayes	2	1-1	0-0	2	0	0	0	1.0
Burkemper	3	0-0	0-0	0	0	0	0	0.0
Malinowski	2	0-0	0-0	0	0	0	0	0.0
team				84				
UW	32	726-1672	473-680	1071	415	91	201	66.1
Opp.	32	733-1704	408-610	1051	408	118	225	64.8

**1996-97**

Name	G	FG-FGA	FT-FTA	Reb.	Pts.			Avg.
					A	B	S	
Grant	28	129-261	92-129	145	21	34	14	12.5
Okey	27	103-239	80-125	230	77	24	32	11.2
Daugherty	28	104-235	45-65	151	22	13	17	9.6
Calderwood	27	71-202	57-72	87	101	5	63	8.8
Auriantal	28	49-121	23-40	75	42	2	25	5.0
Duany	27	47-142	15-34	39	11	1	6	5.1
Kosolcharoen	28	39-110	27-33	45	24	2	16	4.2
Mason	4	9-25	16-20	11	5	2	5	9.2
Coleman	27	11-23	8-25	37	2	13	3	1.1
Burkemper	24	4-15	7-8	25	25	0	5	0.7
Vraney	11	2-8	2-2	6	0	0	1	0.5
Shafer	7	0-4	4-8	1	2	0	0	0.6
Schumacher	6	1-3	0-2	4	0	0	0	0.5
Meiners	4	1-1	0-0	2	0	0	0	0.5
Quest	10	0-2	1-6	10	0	1	0	0.1
team				83				
UW	28	570-1391	377-569	951	332	97	187	59.1
Opp.	28	502-1329	416-612	885	236	73	195	55.3

**1997-98**

Name	G	FG-FGA	FT-FTA	Reb.	Pts.			Avg.
					A	B	S	
Mason	31	149-378	128-157	106	46	13	14	15.5
Daugherty	31	125-282	75-105	192	33	18	14	10.8
Auriantal	29	72-205	38-53	99	64	2	46	7.2
Vershaw	31	59-134	42-72	83	52	8	10	5.3
Kowske	31	58-117	41-61	120	14	18	10	5.1
Duany	29	48-150	18-27	50	10	9	8	4.5
Kelley	31	44-108	30-38	63	55	4	58	4.2
Coleman	30	37-64	35-63	89	4	15	10	3.6
Okey	9	29-71	25-34	44	23	5	8	9.8
Linton	21	20-51	12-19	29	8	2	0	2.5
Burkemper	31	3-18	15-23	26	39	1	10	0.7
Chambers	7	0-1	0-0	3	0	0	1	0.0
Vraney	6	0-0	0-0	4	0	0	0	0.0
team				88				
UW	31	644-1579	459-652	996	348	95	189	60.5
Opp.	31	643-1513	457-689	1034	354	98	186	62.6

**1998-99**

Name	G	FG-FGA	FT-FTA	Reb.	Pts.			Avg.
					A	B	S	
Mason	32	162-419	137-169	137	61	13	28	16.8
Calderwood	32	99-250	45-57	94	104	0	48	9.3
Vershaw	32	84-185	61-75	97	56	11	8	7.2
Bryant	31	72-161	4-5	40	17	1	15	6.3
Kowske	32	85-148	23-52	157	10	27	16	6.0
Wills	32	52-98	40-52	106	21	5	13	4.5
Kelley	32	45-94	49-65	86	86	6	62	4.4
Auriantal	24	30-83	21-30	34	33	2	19	3.8
Duany	21	18-43	7-10	19	5	3	2	2.5
Linton	32	29-67	16-22	72	30	10	10	2.3
Davis	12	2-12	7-14	7	6	0	1	1.1
Faust	6	2-4	2-3	2	1	0	0	1.0
Burkemper	9	2-3	1-4	4	2	0	2	0.7
Moriarty	7	2-3	0-0	3	1	0	0	0.6
Sessoms	7	0-2	0-0	3	0	0	0	0.0
team				87				
UW	32	685-1573	413-558	948	433	78	224	62.1
Opp.	32	613-1504	379-564	993	313	88	159	55.2

**1999-00**

Name	G	FG-FGA	FT-FTA	Reb.	Pts.			Avg.
					A	B	S	
Vershaw	36	148-326	106-144	153	118	26	21	11.8
Kowske	36	137-235	57-88	222	15	27	10	9.2
Bryant	36	99-256	24-38	87	45	4	28	8.2
Boone	36	74-216	57-78	110	57	13	34	6.1
Duany	34	58-160	15-23	57	14	6	9	5.2
Kelley	36	54-96	66-89	83	114	8	95	5.0
Linton	35	62-138	27-39	95	27	13	10	4.5
Wills	36	50-135	23-34	92	16	4	5	3.7
Penney	34	45-135	14-19	48	27	1	8	3.7
Davis	36	28-73	18-40	54	45	0	13	2.1
Swartz	17	7-13	11-21	10	0	0	3	1.5
Faust	8	2-4	1-2	3	0	0	0	0.8
Smith	11	1-6	1-2	3	0	0	0	0.4
team				90				
UW	36	765-1793	420-617	1107	478	102	236	59.9
Opp.	36	683-1720	452-652	1173	361	98	177	55.8

**2000-01**

Name	G	FG-FGA	FT-FTA	Reb.	Pts.			Avg.
					A	B	S	
Boone	29	121-294	88-118	120	59	12	36	12.8
Penney	29	108-245	40-56	88	32	5	17	11.2
Vershaw	29	79-203	86-119	119	85	12	10	8.6
Kowske	29	79-145	45-79	157	11	14	18	7.0
Linton	21	46-114	19-24	71	20	11	8	5.6
Kelley	29	48-106	47-64	66	89	8	60	5.3
Bower	21	28-63	13-16	24	6	1	5	4.3
Wills	29	39-97	29-39	88	19	2	8	4.2
Davis	21	15-46	17-30	33	28	0	8	2.2
Mader	17	6-18	6-8	27	3	3	0	1.1
Owens	18	5-12	7-12	3	5	0	1	1.0
Ukawuba	5	1-2	0-0	1	0	0	0	0.4
Gruszczynski	6	0-2	2-3	2	0	0	0	0.3
Schmit	5	0-2	0-0	0	1	0	1	0.0
team				70				
UW	29	575-1349	399-568	869	358	68	172	59.4
Opp.	29	560-1364	363-514	858	286	89	138	56.6

**2001-02**

Name	G	FG-FGA	FT-FTA	Reb.	Pts.			Avg.
					A	B	S	
Penney	32	167-368	86-112	157	55	3	20	15.1
Harris	32	117-283	101-130	105	56	18	43	12.3
Wills	32	112-235	70-106	165	58	8	18	10.2
Wilkinson	32	94-212	93-123	171	48	14	40	9.3
Owens	32	108-240	24-40	87	30	0	23	8.1
Davis	32	79-192	75-112	139	126	1	29	7.8
Mader	32	41-98	14-21	83	21	14	9	3.0
Plank	27	8-34	5-7	24	10	1	3	0.9
Hanson	14	4-12	2-2	4	2	1	1	0.9
Buchanan	2	1-1	0-0	0	0	0	0	1.0
Peek	2	0-0	1-2	0	0	0	0	0.5
Ukawuba	4	0-0	0-0	0	1	0	0	0.0
Boettcher	2	0-0	0-0	0	0	0	0	0.0
Jackson	1	0-0	0-0	0	0	0	0	0.0
team				97				
UW	32	731-1675	471-655	1032	407	60	188	67.0
Opp.	32	778-1707	353-515	1038	398	98	209	65.7

**2002-03**

Name	G	FG-FGA	FT-FTA	Reb.	Pts.			Avg.
					A	B	S	
Penney	32	183-410	91-121	191	100	5	25	16.2
Harris	32	132-285	90-119	147	98	18	65	12.7
Tucker	32	139-261	89-130	189	34	10	28	12.0
Owens	32	115-259	73-89	56	53	0	20	10.3
Wilkinson	32	113-261	81-103					



# PAST WISCONSIN COACHES

## ■ JAMES C. ELSOM (1899-1904)

Record of 25-14 (.641) in six years at UW ... UW-Madison professor of physical education and physical therapy from 1894-1936 ... oversaw first Wisconsin teams as "coach" ... died in 1949.

## ■ EMMETT ANGELL (1905-08)

Record of 43-15 (.741) in four years at UW ... coached Chris Steinmetz, UW's first all-American in 1905 ... owns highest winning percentage of any Badger coach ... coached UW's first two conference titles (1907 and 1908) ... a driving force in establishing basketball at Wisconsin and in Western Conference (now the Big Ten).

## ■ HASKELL NOYES (1909-11)

Record of 26-15 (.634) in three years at UW ... guided Badgers to 23-2 homecourt record during his tenure.

## ■ WALTER MEANWELL (1912-17; '21-34)

Record of 246-99 (.712) in 20 years at UW ... second-winningest coach in Badger history ... Badgers were 92-9 in his first six years, including one of school's three 20-win seasons in 1915-16 ... his 1911-12 and 1913-14 Badgers were both 15-0, the only two undefeated seasons in UW history ... coached two first-team all-Americans (George Levis and Bud Foster) ... a 1959 inductee into Naismith Memorial Basketball Hall of Fame ... coached Wisconsin to eight undisputed or shared Big Ten titles ... legendary coach credited with launching modern basketball's emphasis on finesse and offensive strategy ... his famous "criss-cross, pivot and pass" offense utilized all five players and featured short passes, the revolutionary criss-cross and weave, pivot in motion and screens for the shooter ... known as the "Little Doctor", he held a medical degree from Maryland and Ph.D from Wisconsin ... practiced medicine in Madison until his death in 1953.

## ■ GUY LOWMAN (1918-20)

Record of 34-19 (.642) in three years at UW ... coached UW to Big Ten title in his first season (1918) ... coached Badger foot-

ball (1918) and baseball (1918, 1921-32) teams, as well ... directed UW Department of Physical Education for 26 years ... died in 1943.

## ■ HAROLD "BUD" FOSTER (1935-59)

Record of 265-267 (.498) in 25 years at UW ... school's all-time winningest coach ... guided Badgers to school's first two NCAA tournaments, including 1941 NCAA title ... coached three — Gene Englund, John Kotz and Don Rehfeldt — first-team all-Americans ... a 1964 inductee into Naismith Memorial Basketball Hall of Fame ... coached Badgers to one of school's three 20-win seasons in 1941 (team had season-ending 15-game winning streak) ... first-team all-America player in 1930.

## ■ JOHN ERICKSON (1960-68)

Record of 100-114 (.467) in nine years at UW ... fourth-winningest coach in Wisconsin history and ranks third in school annals in Big Ten wins (52) ... prior to 1997, his '62 squad was last at UW to win 10 Big Ten games ... his 1961-62 team's .708 (17-7) winning percentage is highest at Wisconsin in the last 48 years.

## ■ JOHN POWLESS (1969-76)

Record of 88-108 (.449) in eight years at UW ... prior to 1997, his '74 Badgers were school's last team to register a winning record (8-6) in conference play ... best season was 1973-74 when Badgers were 16-8 ... coached nine NBA draft choices at UW, most of any Badger coach ... has attained ranking as No. 1 tennis player in the world in singles and doubles for senior men 55 and older ... former color commentator on Badger basketball TV broadcasts.

## ■ BILL COFIELD (1977-82)

Record of 63-101 (.384) in six years at UW ... coached four (Wes Matthews and Joe Chernelich in 1980, and Claude Gregory and Larry Petty in 1981) Badgers who were NBA draft picks.

## ■ STEVE YODER (1983-92)

Record of 128-165 (.437) in 10 years at UW ... third-winningest coach in school history ... also had third-longest tenure of any Wisconsin coach ... took Badgers to two NITs, including school's first postseason appearance (1989) since 1947 ... coached Badger stars Rick Olson, Danny Jones, Tracy Webster and Michael Finley ... color commentator on UW basketball television broadcasts.

## ■ STU JACKSON (1993-94)

Record of 32-25 (.561) in two years at UW ... guided Badgers to school's first NCAA tournament bid (1994) since 1947 ... became first Wisconsin coach to take teams to back-to-back postseason tournaments ... left Wisconsin in summer of 1994 for front office position with NBA's expansion Vancouver Grizzlies ... now works for the NBA in New York.

## ■ STAN VAN GUNDY (1995)

Record of 13-14 (.481) in one year at UW ... named head coach in summer of 1994 after two years as assistant to Stu Jackson ... now an assistant coach to Pat Riley with Miami Heat ... brother of New York Knicks coach Jeff Van Gundy.

## ■ DICK BENNETT (1996-2000)

Record of 93-69 (.574) in five-plus years at UW ... only coach in school history to lead Badgers to three NCAA tournament appearances ... coached Wisconsin to 2000 Final Four, the second in school history ... his teams won a then-school-record 22 games in both 1998-99 and 1999-2000 ... also reached the NIT in 1995-96, his first season ... his teams led the Big Ten in scoring defense four times, placing in the top five nationally three times ... resigned on Nov. 30, 2000, three games into the 2000-01 season.

## ■ BRAD SODERBERG (2001)

Record of 16-10 in one year (.615) at UW ... took over after Dick Bennett resigned on Nov. 30, 2000 ... first UW head coach in history to lead a team to the NCAA tournament in his first year at the helm.

### WISCONSIN COACHING RECORDS

Coach	Tenure	Yrs.	Overall			Big Ten			Titles
			Won	Lost	Pct.	Won	Lost	Pct.	
James C. Elsom	1898-1904	6	25	14	.641	--	--	--	
Emmett Angell	1905-08	4	43	15	.741	19	5	.792	2 Big Ten
Haskell Noyes	1909-11	3	26	15	.634	18	15	.545	
Walter Meanwell	1912-17, '21-34	20	246	99	.712	158	80	.660	8 Big Ten
Guy Lowman	1812-20	3	34	19	.642	19	17	.528	1 Big Ten
Harold "Bud" Foster	1935-59	25	265	267	.498	143	182	.440	3 Big Ten, 1 NCAA
John Erickson	1960-68	9	100	114	.467	52	74	.413	
John Powless	1969-76	8	88	108	.449	42	78	.350	
Bill Cofield	1977-82	6	63	101	.384	32	76	.296	
Steve Yoder	1983-92	10	128	165	.437	50	130	.278	
Stu Jackson	1993-94	2	32	25	.561	15	21	.417	
Stan Van Gundy	1995	1	13	14	.481	7	11	.389	
Dick Bennett	1996-2000	5	93	69	.574	39	45	.464	
Brad Soderberg	2001	1	16	10	.615	9	7	.563	
Bo Ryan	2002-03	2	43	21	.672	23	9	.719	2 Big Ten
<b>Totals</b>		<b>105</b>	<b>1215</b>	<b>1057</b>	<b>.535</b>	<b>626</b>	<b>754</b>	<b>.454</b>	

### Wisconsin Assistant Coaches

1940-41	Fritz Wegner	1959-60	John Orr	1977-78	Bo Ryan	1990-91	Ray McCallum
1941-42	Fritz Wegner		Ron Nord		Larry Reed		John Williams
1942-43	Fritz Wegner	1960-61	John Orr		Todd Landrum		Chuck Schramm
	Robert Alwin		Ron Nord	1978-79	Bo Ryan	1991-92	Ray McCallum
1943-44	Fritz Wegner	1961-62	John Orr		Larry Reed		John Williams
1944-45	Fritz Wegner		Ron Nord		Todd Landrum		Chuck Schramm
1945-46	Fritz Wegner	1962-63	John Orr	1979-80	Bo Ryan	1992-93	Ray McCallum
	Andy Smith	1963-64	Dave Brown		Larry Reed		Stan Van Gundy
1946-47	Fritz Wegner		John Powless		Todd Landrum		Sean Miller
	Ted Deppe	1964-65	Dave Brown	1980-81	Bo Ryan	1993-94	Stan Van Gundy
1947-48	Fritz Wegner		John Powless		Ken Johnson		Bob Beyer
	Art Rizzi	1965-66	Dave Brown		Don Gosz		Tim Buckley
	Kurt Grimm		John Powless	1981-82	Bo Ryan	1994-95	Dave Bollwinkel
	Bob Weigandt	1966-67	Dave Brown		Ken Johnson		Shawn Hood
1948-49	Fritz Wegner		John Powless		Don Gosz		Brian Hecker
	Ray Patterson	1967-68	Dave Brown	1982-83	Rick Bowen	1995-96	Brad Soderberg
1949-50	Fritz Wegner		John Powless		Brad McNulty		Shawn Hood
	Bruce Fossum	1968-69	Dave Brown		Bo Ryan		Brian Hecker
1950-51	Fritz Wegner		Bud Foster	1983-84	Rick Bowen	1996-97	Brad Soderberg
	Walt Lautenbach		Milt Bruhn		Brad McNulty		Shawn Hood
1951-52	Fritz Wegner	1969-70	Dave Brown		Bo Ryan		Brian Hecker
	Art Rizzi		Dave VanderMeulen	1984-85	Rick Bowen	1997-98	Brad Soderberg
1952-53	Fritz Wegner	1970-71	Dave Brown		Brad McNulty		Shawn Hood
	Art Rizzi		Dave VanderMeulen		Ray McCallum		Brian Hecker
1953-54	Fritz Wegner	1971-72	Dave VanderMeulen	1985-86	Rick Bowen	1998-99	Brad Soderberg
	Art Rizzi		Ted Voigt		Brad McNulty		Shawn Hood
1954-55	Fritz Wegner	1972-73	Dave VanderMeulen		Ray McCallum		Brian Hecker
	Ab Nicholas		Ted Voigt	1986-87	Brad McNulty	1999-00	Brad Soderberg
	Bob Cook	1973-74	Dave VanderMeulen		Ray McCallum		Shawn Hood
1955-56	Fritz Wegner		Ted Voigt		Chris Benetti		Brian Hecker
	Paul Morrow	1974-75	Dave VanderMeulen	1987-88	Brad McNulty	2000-01	Shawn Hood
	Silas Johnson		Lamont Weaver		Ray McCallum		Tony Bennett
1956-57	Fritz Wegner	1975-76	Dave VanderMeulen		Rod Zentner		Paul Costanzo
	Silas Johnson		Lamont Weaver	1988-89	Brad McNulty	2001-02	Rob Jeter
	Tom Ward	1976-77	Bo Ryan		Ray McCallum		Tony Bennett
1957-58	Fritz Wegner		Larry Reed		Rod Zentner		Greg Gard
	Al Hovland		Todd Landrum	1989-90	Ray McCallum	2002-03	Rob Jeter
1958-59	Fritz Wegner				John Williams		Tony Bennett
	John Erickson				Chuck Schramm		Greg Gard



## LETTERWINNERS

**A**

ADAMS, James, 1911  
 ADAMS, Lloyd (F, 6-6)  
 New York, N.Y., 1970  
 AFFELDT, George (F, 5-11)  
 West Allis, Wis., 1943  
 ALWIN, Robert (G, 5-10)  
 Madison, Wis., 1940-41-42  
 ANDERSON, Dean (G/F, 6-2)  
 Madison, Wis., 1976  
 ANDERSON, Gary (G, 6-5)  
 Madison, Wis., 1972-73-74  
 ANDERSON, George, 1914  
 ANDERSON, Orrin, 1925  
 ANDERSON, Peter (F, 6-3)  
 Rockford, Ill., 1951-52  
 ANDERSON, Walter (F, 6-2)  
 Superior, Wis., 1939-40  
 ANDREWS, Charles, 1926-27-28  
 ARTHUR, Frank, 1907  
 ASLAKSON, Charles (G, 6-2)  
 Marshfield, Wis., 1965  
 AURIANTAL, Hennssy (G, 6-1)  
 Montreal, Que., 1996-97-98-99

**B**

BACHMAN, Willis, 1945  
 BADURA, Robert (G, 6-2)  
 Kohler, Wis., 1955-56  
 BAILEY, John (G, 6-3)  
 Macon, Ga., 1979-80-81-82  
 BAIN, Frank, 1925  
 BARAO, Thomas (G, 6-3)  
 New Bedford, Mass., 1970  
 BARLOW, Millard, 1919  
 BARNARD, Samuel (F/C, 6-6)  
 Oshkosh, Wis., 1958  
 BARNES, Kenneth (F, 6-3)  
 Decatur, Ill., 1964-65-66  
 BARNES, Robert (F, 6-8)  
 Racine, Wis., 1985  
 BARNESON, Robert (F, 6-3)  
 Eau Claire, Wis., 1958-59-60  
 BARNUM, Rollie, 1925-26-27  
 BARTLETT, Edwin, 1902-03  
 BARWIG, Byron, 1923-24-25  
 BAUMGARTEN, David (G, 6-0)  
 Evansville, Wis., 1971  
 BEHR, Louis, 1926-27-28  
 BELL, Byron, 1937-38-39  
 BENCRISCUTTO, Fred (F, 6-1)  
 Racine, Wis., 1950-51  
 BENDER, John, 1933  
 BICKELHAUPT, William, 1910  
 BIGGS, James (F, 6-2)  
 Chicago, Ill., 1959-60-61  
 BIRCH, Albert, 1909-10-11  
 BIRCH, Frank, 1918  
 BISHOP, Warren, 1900-01  
 BLACKWELL, Cory (F, 6-6)  
 Chicago, Ill., 1982-83-84  
 BLOOR, James, 1946  
 BOHEN, James (G, 5-10)  
 Reedsburg, Wis., 1963-64-65  
 BOONE, Roy (G, 6-3)  
 Madison, Wis., 2000-01  
 BORLAND, Glenn (F, 6-1)  
 Oelwein, Iowa, 1956-57-58  
 BOWER, Ricky (G, 6-4)  
 Meridian, Id., 2001

BOWERS, Dale (F, 6-0)  
 Rockford, Ill., 1949  
 BREITKREUTZ, Emil, 1904-05  
 BRENS, John (C, 6-8)  
 St. Charles, Ill., 1962-63-64  
 BREY, Peter (F, 6-7)  
 Wisconsin Rapids, Wis.,  
 1975-76-77  
 BROCK, Harold, 1918  
 BROOKS, Henry, 1925-26  
 BRYANT, Jon (G, 6-2)  
 Plymouth, Minn., 1999-00  
 BUCHANAN, Deandre (F, 6-5)  
 Verona, Wis., 2002-03  
 BUECHL, William (F, 6-1)  
 Wauwatosa, Wis., 1951  
 BUNKE, Richard (C/F, 6-1)  
 New London, Wis., 1945  
 BURDICK, William, 1899-1900  
 BURLINGTON, Keith (G, 6-2)  
 Brownstown, Wis., 1968-69  
 BURKEMPER, David (G, 6-1)  
 Hubertus, Wis., 1996-97-98-99  
 BURKS, Frank (C/F, 6-4)  
 Chicago, Ill., 1960  
 BUSH, James, 1904-05-06

**C**

CABLE, Richard (F, 6-1)  
 Stevens Point, Wis., 1952-53-54-55  
 CALDERWOOD, Tyre (G, 6-0)  
 Joliet, Ill., 1997, '99  
 CANNON, Patrick (G, 5-10)  
 Brookfield, Wis., 1971  
 CARL, Adam (G, 5-11)  
 Northbrook, Ill., 1993  
 CARLIN, Michael (G, 6-0)  
 Valparaiso, Ind., 1966-67-68  
 CARLIN, Shawn (G, 6-3)  
 Middleton, Wis., 1995-96  
 CARLSON, George, 1918  
 CARPENTER, Edward (F, 6-4)  
 Rockford, Ill., 1952  
 CARY, David (F, 6-6)  
 Milwaukee, Wis., 1983  
 CEASER, Carl, 1920-21-22  
 CHAMBERS, Chris (G, 6-1)  
 Bedford, Ohio, 1998  
 CHANDLER, William, 1916-17-18  
 CHAPPELL, Jason (F, 6-10)  
 New Berlin, Wis., 2003  
 CHMIELEWSKI, Ed, 1929-30-31  
 CHRNELICH, Joseph (F, 6-7)  
 Milwaukee, Wis., 1977-78-79-80  
 CLINTON, James (F/C, 6-5)  
 Milwaukee, Wis., 1951-55  
 CLOW, Fred (C, 6-4)  
 Rockford, Ill., 1958-59-60  
 COLBERT, Brian (G, 6-0)  
 Zion, Ill., 1975-76  
 COLEMAN, Booker (C/F, 6-9)  
 Jamestown, N.Y.,  
 1995-96-97-98  
 CONGER, Chris (G, 6-3)  
 Green Bay, Wis., 1993-94-95  
 CONLON, Dennis (G, 6-3)  
 Dubuque, Iowa, 1970-71  
 COOK, Robert (F, 5-10)  
 Harvard, Ill., 1946-47-48  
 COYNE, William, 1937

**D**

DAHLKE, Charles (C, 6-5)  
 Princeton, Wis., 1951-52  
 DALY, Michael (F, 5-7)  
 Wisconsin Rapids, Wis., 1953-54  
 DANDRIDGE, Greg (G, 6-2)  
 Milwaukee, Wis., 1980-81-82-83  
 DAUGHERTY, Sean (F, 6-10)  
 Vincennes, Ind., 1995-96-97-98  
 DAVIS, Ernest, 1937-38  
 DAVIS, Travon (G, 5-10)  
 Summit, Ill., 1999-00-01-02  
 DeCREMER, James (F/C, 6-7)  
 Eau Claire, Wis., 1970-71  
 DeMARK, Nick, 1934-35-36  
 DeMERIT, John (F, 6-1)  
 Port Washington, Wis., 1957  
 DEPPE, Ted (F, 6-1)  
 Baraboo, Wis., 1941  
 DICK, Donald (F, 6-0)  
 Montreal, Wis., 1944  
 DIEBOLD, Marshall, 1923-24-25  
 DOUGAN, Trevor, 1926  
 DOUGLASS, Billy (G, 6-5)  
 Lake Forest, Ill., 1989-90-91-92  
 DOWNS, Edward (F, 5-9)  
 Proctor, Minn., 1943  
 DOYLE, John, 1928-29  
 DRAYTON, Dwight (F, 6-6)  
 Rockford, Ill., 1970  
 DUANY, Duany (G/F, 6-5)  
 Bloomington, Ind.,  
 1997-98-99-00  
 DUPEE, David, 1937-38-39  
 DUTRIASAC, Richard (G, 6-3)  
 Wausau, Wis., 1959-61  
 DYKSTRA, Clarence (F, 6-0)  
 Racine, Wis., 1944

**E**

ELLENSON, John (F, 6-7)  
 Menomonie, Wis., 1989-90-91  
 ELLERMAN, Raymond, 1928-29  
 ELSOM, Kendall, 1923-24  
 ELY, Louis (F, 6-7)  
 Harvey, Ill., 1991-92-93  
 ENGLUND, Gene (C, 6-4)  
 Kenosha, Wis., 1939-40-41  
 ENGLUND, Gene Jr. (F, 6-5)  
 Oshkosh, Wis., 1962  
 EPPERSON, Charles (F, 6-1)  
 Jackson, Mich., 1940-41-42

**F**

FALK, Robert (G, 6-2)  
 Madison, Wis., 1975-76-77  
 FALLS, Richard (F, 6-1)  
 River Forest, Ill., 1947-48  
 FANNING, Willis, 1920  
 FRABER, Maurice, 1929-30  
 FARWELL, Knight, 1924  
 FAUROTE, Gerald (F, 6-5)  
 East Gary, Ind., 1976-77  
 FAUST, Erik (F, 6-7)  
 Arlington Hts., Ill., 1999-00  
 FINLEY, Michael (F, 6-7)  
 Maywood, Ill., 1992-93-94-95  
 FLEMING, Sean (G, 6-2)  
 Oakland, Calif., 1987

FLODEN, Tuve, 1915  
 FOLZ, Daniel (C, 6-7)  
 Milwaukee, Wis., 1953-54-55-56  
 FOSSUM, Bruce (F, 6-1)  
 Ashland, Wis., 1948-49  
 FOSTER, Harold, 1928-29-30  
 FRANKLIN, Joseph (F, 6-4)  
 Madison, Wis., 1966-67-68  
 FRASOR, Robert (G, 6-3)  
 Blue Island, Ill., 1970-71-72  
 FREY, Mannie, 1937-38  
 FULLER, Gordy, 1935-36-37

**G**

GAGE, Leslie, 1922-23  
 GAINES, Arnold (G, 6-4)  
 Baltimore, Md., 1977-78-79-80  
 GALLAGHER, John (G, 5-11)  
 Milton Junction, Wis., 1939-40  
 GALLAGHER, Robert, 1944  
 GALLE, Fred, 1927  
 GARDNER, Thomas (G, 5-10)  
 Toluca, Ill., 1966  
 GARROTT, William, 1935  
 GHARRITY, Martin (G, 6-2)  
 Shawano, Wis., 1960  
 GIBSON, Douglas, 1922-23-24  
 GILLESPIE, James (G, 6-4)  
 Detroit, Mich., 1989  
 GODFREY, Roger (G, 5-10)  
 Wauwatosa, Wis., 1953-54  
 GOERING, Vince, 1945  
 GOLSTON, Carl (G, 5-9)  
 Chicago, Ill., 1982  
 GOOD, Brian (G, 6-1)  
 Rossville, Ind., 1989-90-91-92  
 GRAMS, David (G, 6-1)  
 Monroe, Wis., 1963-64  
 GRANT, Paul (C, 7-0)  
 W. Bloomfield, Mich., 1997  
 GREGORY, Claude (F, 6-8)  
 Washington, D.C.,  
 1978-79-80-81  
 GREGORY, James (F, 6-8)  
 Washington, D.C., 1977-78  
 GRIFFITH, Rashard (C, 6-11)  
 Chicago, Ill., 1994-95  
 GRIMM, Kurt (G, 6-0)  
 Milwaukee, Wis., 1944-45-46  
 GRISWOLD, Harry, 1930-31-32  
 GROSS, Raymond (C, 6-7)  
 Stratford, Wis., 1957-58-59  
 GRUSCZYNSKI, Kyle (F, 6-7)  
 Seymour, Wis., 2001  
 GUSTAFSON, Kenneth  
 (F/G, 6-4) St. Charles, Ill.,  
 1964-65-66  
 GWYN, Thomas (C, 6-6)  
 Milwaukee, Wis., 1961-62-63

**H**

HAARLOW, Robert (C, 6-5)  
 Chicago, Ill., 1946-47-48-49  
 HAAS, Mel, 1914-15-16  
 HACKBART, Dale, 1959  
 HALL, Jeremy (G, 5-10)  
 Garrett, Ky., 1996  
 HAMANN, Ray, 1933-34-35  
 HANSON, Clayton (G, 6-5)  
 Reedsburg, Wis., 2002-03

HARDY, Emir (F, 6-6)  
Chicago Hts., Ill., 1975

HARGET, Edmund, 1926

HARPER, Carl, 1912-13-14

HARPER, Hugh, 1906-08-10

HARRELL, Damon (C, 6-9)  
Madison, Wis., 1990-91-92-93

HARRIS, Bob, 1937

HARRIS, Devin (G, 6-4)  
Milwaukee, Wis., 2002-03

HASTINGS, Daniel (G, 6-4)  
Drexel Hill, Pa., 1978-79-80-81

HAUKEDAHL, Stanley, 1937

HEARDEN, Donald (G, 6-0)  
Kimberly, Wis., 1962-63-64

HEINEMAN, Michael (G, 6-3)  
Connersville, Ind., 1984-85-86-87

HELMHOLZ, Henry, 1900-02

HELMIGK, Andreas (F, 6-9)  
Klagenfurt, Austria, 2003

HEMMING, Victor, 1917

HENDERSON, Dwight, 1912

HENDRICKSON, Eino (C, 7-0)  
Holmen, Wis., 1967-68-70

HENRY, Albert (C, 6-9)  
Memphis, Tenn., 1969-70

HERREID, Carl (F, 6-3)  
Blair, Wis., 1952

HERTZ, Gilman (F, 6-3)  
Weyauwega, Wis., 1943-47

HIPPEN, Jack (F, 6-7)  
Chadwick, Ill., 1982-83-84-85

HIRSCHBERG, Walter,  
1899-1900-01

HISLE, Larry Jr. (G, 6-4)  
Mequon, Wis., 1990-91

HOLCOMB, Douglas (F, 6-4)  
Milwaukee, Wis., 1947

HOLLINGER, Robert, 1945

HOLT, Walter (G, 6-1)  
Benton Harbor, Mich., 1957-58

HOSKINS, Darnell (G, 6-0)  
Dayton, Ohio, 1994-95

HOTCHKISS, George, 1926-27-28

HOWARD, Leon (F, 6-5)  
New York, N.Y., 1971-72-73

HUGHBANKS, Thomas (F, 6-5)  
Green Bay, Wis., 1960-61-62

HUGHES, Kerry (F, 6-11)  
Freeport, Ill., 1972-73-74

HUGHES, Kim (C, 6-11)  
Freeport, Ill., 1972-73-74

**J**

JACKSON, Ronald (F, 6-4)  
Chicago, Ill., 1961-62

JACKSON, Trent (G, 6-1)  
Bolingbrook, Ill., 1986-87-88-89

JACOBSON, Steve (G, 6-1)  
Pardeeville, Wis., 1982

JEFFERSON, Ivan (F, 6-3)  
Herrin, Ill., 1959

JENKINS, Robert (G, 6-3)  
Milwaukee, Wis., 1978-79-80

JOHNSON, Jason (G, 6-3)  
New Hope, Minn.,  
1991-92-93-94

JOHNSON, Allen, 1912-13

JOHNSON, Bobbie (C, 6-5)  
Washington, D.C., 1963-64

JOHNSON, Grant (C, 7-0)  
Plymouth, Minn.,  
1991-92-93-94

JOHNSON, James (F, 6-5)  
Memphis, Tenn., 1967-68-69

JOHNSON, Robb (F, 6-5)  
W. Palm Beach, Fla., 1966-67

JOHNSON, Robert (C, 6-8)  
Miami, Okla., 1975-76

JOHNSON, William (G, 6-0)  
Monroe, Wis., 1944-45

JOHNSON, Silas Jr. (G, 5-9)  
Madison, Wis., 1951-52

JONES, Charles, 1935-36-37

JONES, Danny (F, 6-6)  
Rockford, Ill., 1987-88-89-90

JORGENSEN, Richard (G, 6-0)  
Neenah, Wis., 1955-56

**K**

KELLEY, Brian (F, 6-7)  
Decatur, Ga., 1992-93-94-95

KELLEY, Michael (G, 6-3)  
Milwaukee, Wis., 1998-99-00-01

KILBRIDE, Andy (G, 6-3)  
Kankakee, Ill., 1992-93-94-95

KNAKE, Robert, 1933-34

KNAPP, Harold, 1918-19-20-21

KOEHLER, Dale (F, 6-8)  
Kewaunee, Wis., 1973-74-75-76

KORTH, John (G, 6-2)  
Neenah, Wis., 1983

KOSOLCHAROEN, Michael (G, 6-1)  
Adams, Wis., 1996-97

KOTZ, John (F, 6-3)  
Rhineland, Wis., 1941-42-43

KOWALCZYK, Henry, 1927-29

KOWSKIE, Andrew (F, 6-8)  
Brookfield, Wis., 1998-99-00-01

KREKLOW, Mike (F, 6-6)  
Neenah, Wis., 1980-81

KRUEGER, Robert (G, 6-0)  
Fort Atkinson, Wis., 1943-47

KUECHENMEISTER, Hugo, 1914

KULAS, Brian (G, 6-6)  
Wausau, Wis., 1957-58-59

**L**

LANGE, E.O., 1914-15

LASZEWSKI, Jay (C/F, 6-8)  
Stevens Point, Wis.,  
1983-84-85-86

LAUTENBACH, Walter (G, 6-2)  
Plymouth, Wis., 1942-43-47

LEICHTFUSS, David (G, 6-1)  
Wauwatosa, Wis., 1957

LENHEISER, Ray (F, 6-1)  
Rhineland, Wis., 1941

LEVIS, George, 1915-16-17

LINDEMANN, Walter, 1908

LINTON, Maurice (F, 6-7)  
Calumet City, Ill., 1998-99-00-01

LITZOW, Robert (F, 6-3)  
Stevens Point, Wis., 1956-57-58

LOCUM, Tim (G, 6-4)  
Flora, Ill., 1988-89-90-91

LOTZER, Mark (G, 6-0)  
Rockford, Ill., 1976

LUCHSINGER, Robert (G, 6-3)  
Janesville, Wis., 1973-74-75

LYNCH, John (G, 6-1)  
Frankfort, Ind., 1941-42

**M**

MACK, Thomas (F, 5-11)  
Madison, Wis., 1955-56

MADER, David (C, 6-11)  
Appleton, Wis., 2001-02-03

MADER, Robert (G, 6-1)  
Wisconsin Rapids, Wis.,  
1947-48-49-50

MAISEL, Lawrence, 1918

MALINOWSKI, Erik (F, 6-7)  
Wausau, Wis., 1996

MANWARRING, Craig (F, 6-5)  
Trenton, Ill., 1972

MAPEL, Charles, 1902

MARKHAM, Marshall (F, 5-10)  
Brodhead, Wis., 1949-50-51

MASON, Sean (G, 6-2)  
Country Club Hills, Ill.,  
1995-96-98-99

MATHEWS, Eugene (F, 5-7)  
Green Bay, Wis., 1945-46

MATTHEWS, Wesley (G, 6-1)  
Bridgeport, Conn., 1978-79-80

MATTHUSEN, Carl, 1929-30

MAYBERRY, Craig (F/C, 6-9)  
Chicago, Ill., 1969-70

McCALLUM, James (G, 6-3)  
Terre Haute, Ind., 1967-68

McCAULEY, Bruce (G, 6-3)  
Sun Prairie, Wis., 1973-74-75

McCONOCHIE, Stewart, 1903-04

McCOY, Marcus (G/F, 6-5)  
Chicago Hts., Ill., 1973-74-75

McDONALD, Gilbert, 1933-34-35

McDUFFIE, Otto (F, 6-5)  
Milwaukee, Wis., 1992-93

McGEE, Carlton  
Milwaukee, Wis., 1991-92-93

McINTOSH, Charles, 1917

McINTOSH, Clarence, 1919-23

MEINERS, Matt (G, 6-0)  
North Potomac, Md., 1997

MENZEL, Exner (F, 6-0)  
Stevens Point, Wis., 1946-47

MERKEL, Ralph, 1925-26-27

MEYERS, Paul, 1916-17

MILLER, David (G, 6-4)  
Chicago, Ill., 1983-84

MILLER, Fred, 1933

MILLER, Godfrey, 1925

MILLER, Lycan, 1927-28-29

MILLER, Richard (G, 6-0)  
Wheeling, W. Va., 1954-55-56

MILLER, William (F, 6-2)  
Lena, Ill., 1967

MILLS, David (G, 5-9)  
Black River Falls, Wis., 1959

MILLS, Edward (C, 6-6)  
West Milwaukee, Wis., 1943-47-48

MITCHELL, Keith (F, 6-9)  
Taylor, Mich., 1979-80-81-82

MITCHELL, Lee, 1935-36-37

MITCHELL, Thomas (G, 6-1)  
Monroe, Wis., 1967-68-69

MOLASKI, Tom (F, 6-6)  
Grafton, Wis., 1986-87-88-89

MOORE, Earl (G/C, 6-4)  
Stevens Point, Wis., 1948-49-50

MOORE, Howard (F, 6-6)  
Chicago, Ill., 1993-94-95

MORENZ, Paul (G, 6-0)  
McHenry, Ill., 1965-66

MORIARITY, John (G, 6-5)  
Oostburg, Wis., 1999

MORROW, J. Paul (C, 6-7)  
St. Croix Falls, Wis.,  
1952-53-54

MUELLER, Curtis (F, 6-3)  
Prairie du Sac, Wis., 1954-55-56

MURRAY, Richard (F, 6-2)  
Three Lakes, Wis., 1959-60

**N**

NAGLE, Charles (F, 6-5)  
Milwaukee, Wis., 1967-68-69

NELSON, Douglas, 1930-31-32

NELSON, George, 1926-27-28

NEPRUD, Carl, 1912

NEUBURG, Mark (C, 6-11)  
La Crosse, Wis., 1976-77-79-80

NICHOLAS, Albert (G, 6-3)  
Rockford, Ill., 1950-51-52

NICKOLI, Robert (C, 6-8)  
Fond du Lac, Wis., 1946

NIEMUTH, Wallace (C, 6-4)  
Waupaca, Wis., 1946-48

NIXON, Ray (F, 6-7)  
Milwaukee, Wis., 2003

NORD, Ronald (G, 5-10)  
Minneapolis, Minn., 1950

NWACHUKWU, Osita (F, 6-8)  
Owerri, Nigeria, 1995-96

**O**

OAKS, Leroy, 1932

O'BRIEN, Leland (C, 6-2)  
Marietta, Ohio, 1944

OCKERSHAUSER, Karl, 1934

OKEY, Sam (F, 6-7)  
Cassville, Wis., 1996-97

OLER, Lee (F, 6-5)  
Fox Lake, Ill., 1970-71-72

OLSEN, Harold, 1915-16-17

OLSON, Rick (G, 6-1)  
Madison, Wis., 1983-84-85-86

O'MELIA, Michael (G, 5-10)  
Rhineland, Wis., 1962-63-64

OSTROM, Lonnie (F/G, 6-5)  
Silvis, Ill., 1961-62-63

OWENS, Lawrence "Freddie"  
(G, 6-2) Milwaukee, Wis.,  
2001-02-03

**P**

PAGE, Donald (F, 6-3)  
Madison, Wis., 1949-50

PAMPERIN, John (F/G, 6-2)  
La Crosse, Wis., 1958

PARKER, John (C, 6-5)  
Madison, Wis., 1954-55-56

PATERICK, Timothy (G, 6-4)  
Janesville, Wis., 1973-75-76

PATTERSON, Donald (G, 6-0)  
Pekin, Ill., 1963

PATTERSON, Ray (C, 6-3)  
Madison, Wis., 1942-43-44-45

PAUL, John, 1929-30-31

PAUST, Benjamin, 1904

PEARSON, William (F, 6-8)  
McFarland, Wis., 1975-76-77-78

PEASE, Harlow, 1919-20

PENNEY, Kirk (G, 6-5)  
Auckland, New Zealand,  
2000-01-02-03

PETERS, Jay (G, 6-2)  
Janesville, Wis., 1991-92

PETERSEN, Jeff (C, 6-10)  
Mequon, Wis., 1992-93-94

PETERSON, Mosezell (G/F, 6-4)  
Louisville, Ky., 1995-96-97

PETTY, Larry (C, 6-9)  
New York, N.Y., 1978-79-80-81

PHELPS, Marion, 1912

PIACENZA, Richard (F, 6-6)  
Highland Park, Ill., 1973-74-76



PLANK, Neil (G/F, 6-5)  
Mt. Zion, Ill., 2002  
PLONDKKE, Scott (F/C, 6-10)  
Dubuque, Iowa, 1984  
PLOSS, John (C, 6-9)  
Antioch, Ill., 1982-83-84-85  
POKER, Lawrence (F, 6-1)  
Milwaukee, Wis., 1947-48-49  
PORTMANN, Kurt (F, 6-11)  
Sheboygan, Wis., 1987-88-89-90  
POSER, John, 1930-31-32  
POSER, Rolf, 1933-34-35  
POTTER, John, 1901-02-03  
POWELL, Howard, 1936-37-38  
POWERS, Edward, 1926  
POWERS, Robert (G, 6-2)  
Madison, Wis., 1961  
PREBOSKI, Felix, 1934-35

**Q**

QUEST, Matt (F, 6-6)  
Watertown, Wis., 1997

**R**

RADKE, Steven (F/G, 6-5)  
Oshkosh, Wis., 1957-58  
REBHOLZ, James (F/G, 6-5)  
Portage, Wis., 1967  
REBHOLZ, Russ, 1931  
REDDICK, Melvin (G, 6-1)  
Chicago, Ill., 1969  
REHFELDT, Donald (C, 6-6)  
Chicago, Ill., 1947-48-49-50  
REHM, Frederick (G, 6-2)  
Milwaukee, Wis., 1941-42-43  
REINHART, Roger, 1935-36  
REMSTAD, Robert (C, 6-4)  
Kenosha, Wis., 1951  
RENFROE, Dwayne (G, 6-3)  
Sandersville, Ga., 1981  
REWEY, Stanley, 1932  
RICHGELS, Glen (C, 6-8)  
Madison, Wis., 1971  
RICHTER, Pat (C, 6-5)  
Madison, Wis., 1961-62-63  
RIPLEY, Rodney (F, 6-8)  
Pulaski, Wis., 1984-85-86-87  
RIPPE, Russell (G, 6-1)  
Madison, Wis., 1946-47-48  
RIZZLI, Arthur (F, 5-7)  
Milwaukee, Wis., 1946-47  
ROBERTS, David (F, 6-5)  
Waukegan, Wis., 1964-65-66  
ROBERTS, Jalil (G/F, 6-4)  
Jersey City, N.J., 1994  
ROBERTSON, Pollis (F, 6-7)  
Wayne, Mich., 1986-87-88-89  
ROBINSON, Byron (G, 6-5)  
Springfield, Ill., 1988-89-90  
ROGERS, Douglas (G, 6-1)  
Waukesha, Wis., 1946-47-48-49  
ROGERS, Harlan, 1906-07-08  
ROGNEBY, James (G, 6-2)  
Cochrane, Wis., 1957-58-59  
ROHAN, Patrick (C, 6-7)  
Madison, Wis., 1971-72  
ROONEY, George, 1936-37-38  
ROSSIN, Robert (C, 6-7)  
Mauston, Wis., 1959-60  
ROTH, Robert (G, 5-10)  
Oshkosh, Wis., 1941  
ROTH, Scott (F, 6-9)  
Brecksville, Ohio, 1982-83-84-85  
RUCKEL, Robert (F, 6-0)  
Fort Wayne, Ind., 1946

RUDD, Allen (C, 6-10)  
Amery, Wis., 1976  
RUNDELL, John (G, 5-10)  
Madison, Wis., 1938-39-40  
RYCKMAN, Kenneth, 1932  
RYSER, Albert Jr. (G, 5-11)  
Madison, Wis., 1944

**S**

SANDS, Albert, 1913-14  
SCHEIWE, Edward (G, 5-11)  
Chicago Heights, Ill., 1940-41-42  
SCHELL, Jay (G, 6-6)  
Stevens Point, Wis., 1992  
SCHELL, John (G/F, 6-5)  
Cumberland, Wis., 1967-68-69  
SCHMIT, Peter (G, 6-0)  
St. Charles, Ill., 2001  
SCHMITT, Gustav, 1904  
SCHNEIDER, Fredric (F, 6-3)  
Wauwatosa, Wis., 1948-49-50  
SCHNEIDER, Harvey, 1930-31-32  
SCHOENECK, Thomas (C, 6-9)  
Itasca, Ill., 1965  
SCHOFIELD, Harvey, 1902-03-04  
SCHRAGE, Warren (C, 6-4)  
Plymouth, Wis., 1941-42  
SCHUBRING, Darin (C, 6-10)  
Baraboo, Wis., 1986-87-88-89  
SCHUHMACHER, Troy (G, 6-3)  
Sun Prairie, Wis., 1997  
SCHWARTZ, John (G, 6-1)  
Madison, Wis., 1950  
SCHWARTZ, Robert, 1939  
SCOTT, Harlo (C/F, 6-3)  
Platteville, Wis., 1941-42  
SCOVILLE, Walter, 1910-11-12  
SCRIBNER, Charles, 1905-06-07  
SELBO, Glen (G, 6-3)  
La Crosse, Wis., 1944-47  
SELLERS, Brad (C, 6-11)  
Warrensville Hts., Ohio, 1982-83  
SERBIAK, Robert (G, 6-1)  
Milwaukee, Wis., 1958-59  
SESSOMS, Maurice (F, 6-8)  
Teaneck, N.J., 1999  
SEVERIN, Max, 1903-04  
SHAFER, Adam (G/F, 6-4)  
Downers Grove, Ill., 1997  
SHERROD, Clarence (G, 6-2)  
Milwaukee, Wis., 1969-70-71  
SIEBEL, Kenneth (F, 6-4)  
Rock Falls, Ill., 1961-62-63  
SIEFERT, Charles (G, 6-1)  
Black River Falls, Wis., 1952-53  
SIMMS, Willie (F, 6-6)  
Pontiac, Mich., 1989-90-91  
SIMPSON, Eber, 1917-18  
SMITH, Desmond, 1944-45  
SMITH, James (F, 6-6)  
Pittsburgh, Pa., 1979  
SMITH, James III (G, 6-2)  
Wauwatosa, Wis., 1976-77-78  
SMITH, Jim (F, 6-6)  
Toledo, Ohio, 1983  
SMITH, Robert (G, 6-0)  
Madison, Wis., 1946  
SMITH, Robert (F, 6-8)  
Madison, Wis., 2000  
SMITH, Shelton Jr. (G, 6-0)  
Indianapolis, Ind., 1985-86-87  
SMITH, Thomas, 1933-34  
SMITH, William (F/G, 6-3)  
Fond du Lac, Wis., 1976-77  
SPIKA, Daniel (G, 6-0)  
La Crosse, Wis., 1954  
SPOONER, A. Dwight, 1923-24

STACK, John (C, 6-7)  
Evanston, Ill., 1958-59  
STANGEL, Otto, 1912  
STEEN, Marvin, 1931-32  
STEGE, Edward, 1934-35-36  
STEINHAUS, Gregg (F, 6-9)  
Portage, Wis., 1983-84-85-86  
STEINMETZ, Christian,  
1902-03-04-05  
STEINMETZ, Christian R., 1931  
STELTER, Keith (F, 6-8)  
Rockford, Ill., 1965  
STEPHENS, Steven (G, 5-9)  
Platteville, Wis., 1957-58  
STOLL, George, 1925-26-27  
STOLTZ, Oscar, 1914  
STOVER, Paul, 1898-1900-01  
STRACKA, Anthony (F, 6-2)  
Hartford, Wis., 1952-53-54  
STRAIN, William (G, 5-11)  
Harvard, Ill., 1939-40-41  
STRICKLER, Palmer, 1946  
SULLIVAN, Robert, 1945  
SULLIVAN, Robert (F, 6-1)  
Ojibwa, Wis., 1941-42-43  
SWARTZ, Julian (F, 6-6)  
Waukesha, Wis., 2000  
SWEENEY, Dennis (G, 6-1)  
Madison, Wis., 1965-66-67  
SWENHOLT, Helmer, 1907-08-09  
SWENSON, Edwin, 1918  
SYDNOR, Raymond (C, 6-6)  
Baltimore, Md., 1977-78

**T**

TAPP, Rodney (G, 6-0)  
Evansville, Ind., 1987-88  
TAYLOR, Warren, 1920-21-22  
TEBELL, Gustaf, 1921-22-23  
TENHOPEN, Elmer, 1927-28-29  
TERWILLIGER, Emmett, 1935  
TIMMERMAN, Donald (C, 6-10)  
Sioux Falls, S.D., 1940-41  
TIMMERMAN, Greg (C, 6-10)  
Cuba City, Wis., 1993  
TOMPKINS, Patrick (F, 6-6)  
Waukegan, Ill., 1988-89-90-91  
TORNOWSKIE, Russell, 1931  
TUCKER, Alando (G/F, 6-5)  
Lockport, Ill., 2003

**U**

UKAWUBA, Ikechukwu "Ike"  
(G, 6-3) Chicago, Ill., 2001-02-03  
ULWELLING, John (G, 5-11)  
Appleton, Wis., 1960  
UPHOFF, Rodney (G, 5-10)  
Madison, Wis., 1971

**V**

VANDER MEULEN, David  
(F, 6-4) Madison, Wis., 1960-61  
VAN DIEN, James (G, 5-10)  
Boyceville, Wis., 1950-51  
VAN GENT, Eugene, 1912-13-14  
VAN RIPER, John, 1911-12-13  
VARNEY, F. Carleton, 1924-25  
VERSHAW, Mark (F, 6-9)  
E. Peoria, Ill., 1998-99-00-01  
VOIGHT, Theodore (F, 6-8)  
Wauwatosa, Wis., 1967-68-69  
VRANEY, Brian (F, 6-6)  
Valders, Wis., 1995-96-97-98

**W**

WACKMAN, Ralph, 1924-25  
WADE, Maurice "Boo" (G, 6-3)  
Milwaukee, Wis., 2003  
WARD, Thomas (G, 5-11)  
Wauwatosa, Wis., 1951-52-53  
WATSON, Gary (F/C, 6-7)  
New York, N.Y., 1971  
WEAVER, LaMont (G, 6-1)  
Beloit, Wis., 1972-73-74  
WEBER, Jeffrey (F, 6-7)  
Wales, Wis., 1984-85-86-87  
WEBER, Robert (G, 6-6)  
Lodi, Wis., 1953-54  
WEBSTER, Tracy (G, 6-0)  
Harvey, Ill., 1992-93-94  
WEGNER, Fred, 1934-35-36  
WEIGANDT, Robert, 1937-38-39  
WEISNER, Ronald (F/G, 5-9)  
Elgin, Ill., 1952-53-54  
WENDLUND, Russell (G, 6-1)  
Peoria, Ill., 1944  
WESTON, Frank, 1919-20  
WICKMAN, Ray, 1931-32-33  
WILHELM, Steve (F, 6-6)  
Fall Creek, Wis., 1972-73-74  
WILLEY, Rob (F, 6-9)  
Neenah, Wis., 1986-88-89  
WILLIAMS, John, 1921  
WILLIAMS, Rolland, 1921-22-23  
WILLS, Charlie (F, 6-8)  
Angola, Ind., 1999-00-01-02  
WILKINSON, Mike (F, 6-8)  
Blue Mound, Wis., 2002-03  
WINN, Harry Jr., 1964-65  
WISE, John (F, 6-3)  
Madison, Wis., 1946-49  
WITT, William, 1908-09-10  
WITTIG, Robert (F, 6-3)  
Green Bay, Wis., 1963  
WOELLAEGER, Edwin, 1903  
WORTHMAN, Robert (F, 6-1)  
Madison, Wis., 1949-50

**Y**

YORK, Claude, 1940  
YOUNG, Francis (G, 6-1)  
Sauk City, Wis., 1960

**Z**

ZEIGER, Richard (F, 6-5)  
Milwaukee, Wis., 1955-56  
ZINK, David (F, 6-6)  
Wollaston, Mass., 1968-69-70  
ZINKGRAF, Gary (F, 6-7)  
Bethesda, Md., 1979-82  
ZORN, Willis (G, 6-0)  
Eau Claire, Wis., 1945-48-49  
ZUBOR, Mark (C, 6-6)  
Cicero, Ill., 1964-65-66  
ZULFER, Anthony, 1918-19  
ZUPPKE, Robert, 1904-05

Information contained within this letterwinners list was taken from yearly Wisconsin basketball rosters, which are available dating back to 1940. If you have position, height and hometown information on players who are listed without that information, please write to Brian Lucas in the UW Sports Information Office, 1440 Monroe Street, Madison, WI 53711. Current players' last names are listed in **BOLD CAPS**.

## ALL-TIME LINEUPS

**1946-47**

Robert Cook, F, Jr.  
Exner Menzel, F, Sr.  
Edward Mills, C, Jr.  
Glen Selbo, G, Sr.  
Walter Lautenbach, G, Sr.

**1947-48**

Robert Cook, F, Sr.  
Edward Mills, F, Sr.  
Don Rehfeldt, C, So.  
Douglas Rogers, G, Jr.  
James Moore, G, So.

**1948-49**

Fred Schneider, F, Jr.  
Marshall Markham, F, So.  
Don Rehfeldt, C, Jr.  
Robert Mader, G, Jr.  
Douglas Rogers, G, Sr.

**1949-50**

Fred Schneider, F, Sr.  
Donald Page, F, Sr.  
Don Rehfeldt, C, Sr.  
Albert Nicholas, G, So.  
Robert Mader, G, Sr.

**1950-51**

James Clinton, F, So.  
Dan Markham, F, Sr.  
Charles Dahlke, C, So.  
Albert Nicholas, G, Jr.  
James Van Dien, G, Sr.

**1951-52**

Richard Cable, F, Fr.  
Ed Carpenter, F, Sr.  
J. Paul Morrow, C, So.  
Albert Nicholas, G, Sr.  
Charles Siefert, G, Jr.

**1952-53**

Richard Cable, F, So.  
Anthony Stracka, F, Jr.  
J. Paul Morrow, C, Jr.  
Charles Siefert, G, Sr.  
Thomas Ward, G, Sr.

**1953-54**

Richard Cable, F, Jr.  
Anthony Stracka, F, Sr.  
J. Paul Morrow, C, Sr.  
Ronald Weisner, G, Sr.  
Robert Weber, G, Sr.

**1954-55**

Richard Cable, F, Sr.  
Jim Clinton, F, Sr.  
Dan Folz, C, Jr.  
Richard Miller, G, Jr.  
Richard Jorgensen, G, Jr.

**1955-56**

Curt Mueller, F, Sr.  
Robert Litzow, F, So.  
John Parker, C, Sr.  
Richard Miller, G, Sr.  
Richard Jorgensen, G, Sr.

**1956-57**

Robert Litzow, F, Jr.  
Glenn Borland, F, Jr.  
Ray Gross, C, So.  
Brian Kulas, G, So.  
Walter Holt, G, Jr.

**1957-58**

Robert Litzow, F, Sr.  
Robert Barneson, F, So.  
Ray Gross, C, Jr.  
Walter Holt, G, Sr.  
Brian Kulas, G, Jr.

**1958-59**

Robert Barneson, F, Jr.  
Jim Biggs, F, So.  
Fred Clow, C, Jr.  
Brian Kulas, G, Sr.  
Steve Stephens, G, Sr.

**1959-60**

Tom Hughbanks, F, So.  
Robert Barneson, F, Sr.  
Fred Clow, C, Sr.  
Marty Gharrity, G, So.  
John Ulwelling, G, So.

**1960-61**

Tom Hughbanks, F, Jr.  
Dave Vandermeulen, F, Sr.  
Tom Gwyn, C, So.  
Ken Siebel, G, So.  
Dick Dutriasac, G, Sr.

**1961-62**

Ken Siebel, F, Jr.  
Tom Hughbanks, F, Sr.  
Jack Brens, C, So.  
Don Hearnden, G, So.  
Mike O'Melia, G, So.

**1962-63**

Ken Siebel, F, Sr.  
Tom Gwyn, F, Sr.  
Jack Brens, C, Jr.  
Dave Grams, G, Jr.  
Mike O'Melia, G, Jr.

**1963-64**

Ken Gustafson, F, So.  
Dave Roberts, F, So.  
Mark Zubor, C, So.  
Mike O'Melia, G, Sr.  
Jim Bohlen, G, Jr.

**1964-65**

Ken Barnes, F, Jr.  
Ken Gustafson, F, Jr.  
Mark Zubor, C, Jr.  
Jim Bohlen, G, Sr.  
Dennis Sweeney, G, So.

**1965-66**

Joe Franklin, F, So.  
Ken Barnes, F, Sr.  
Mark Zubor, C, Sr.  
Ken Gustafson, G, Sr.  
Mike Carlin, G, So.

**1966-67**

Chuck Nagle, F, So.  
Joe Franklin, F, Jr.  
James Johnson, C, So.  
Jim McCallum, G, Jr.  
Mike Carlin, G, Jr.

**1967-68**

Joe Franklin, F, Sr.  
Chuck Nagle, F, Jr.  
James Johnson, C, Jr.  
Mike Carlin, G, Sr.  
John Schell, G, Jr.

**1968-69**

Chuck Nagle, F, Sr.  
James Johnson, F, Sr.  
Craig Mayberry, C, Jr.  
Clarence Sherrod, G, So.  
Tom Mitchell, G, Sr.

**1969-70**

Lloyd Adams, F, So.  
Lee Oler, F, So.  
Albert Henry, C, Sr.  
Clarence Sherrod, G, Jr.  
Bob Frasor, G, So.

**1970-71**

Leon Howard, F, So.  
Gary Watson, F, So.  
Glen Richgels, C, Sr.  
Clarence Sherrod, G, Sr.  
Bob Frasor, G, Jr.

**1971-72**

Leon Howard, F, Jr.  
Kerry Hughes, F, So.  
Kim Hughes, C, So.  
Lee Oler, G, Sr.  
Bob Frasor, G, Sr.

**1972-73**

Leon Howard, F, Sr.  
Kerry Hughes, F, Jr.  
Kim Hughes, C, Jr.  
Gary Anderson, G, Jr.  
Marcus McCoy, G, So.

**1973-74**

Dale Koehler, F, So.  
Kerry Hughes, F, Sr.  
Kim Hughes, C, Sr.  
Gary Anderson, G, Sr.  
Marcus McCoy, G, Jr.



**1974-75**

Marcus McCoy, F, Sr.  
Bob Luchsinger, F, Sr.  
Dale Koehler, C, Jr.  
Bruce McCauley, G, Sr.  
Brian Colbert, G, Fr.

**1975-76**

Dale Koehler, F, Sr.  
Bill Pearson, F, So.  
Bob Johnson, C, Sr.  
James Smith III, G, Fr.  
Bob Falk, G, Jr.

**1976-77**

James Gregory, F, Fr.  
Joe Chnelich, F, Fr.  
Ray Sydnor, C, Fr.  
Bob Falk, G, Sr.  
Arnold Gaines, G, Fr.

**1977-78**

Joe Chnelich, F, So.  
Bill Pearson, F, Sr.  
Larry Petty, C, Fr.  
Arnold Gaines, G, So.  
James Smith III, G, Jr.

**1978-79**

Claude Gregory, F, So.  
Joe Chnelich, F, Jr.  
Larry Petty, C, So.  
Wes Matthews, G, So.  
Arnold Gaines, G, Jr.

**1979-80**

Claude Gregory, F, Jr.  
Joe Chnelich, F, Sr.  
Larry Petty, C, Jr.  
Wes Matthews, G, Jr.  
Dan Hastings, G, Jr.

**1980-81**

Claude Gregory, F, Sr.  
Mike Kreklow, F, So.  
Larry Petty, C, Sr.  
John Bailey, G, Jr.  
Greg Dandridge, G, So.

**1981-82**

Brad Sellers, F, Fr.  
Cory Blackwell, F, Fr.  
Keith Mitchell, C, Sr.  
John Bailey, G, Sr.  
Carl Golston, G, Fr.

**1982-83**

Cory Blackwell, F, So.  
Brad Sellers, F, So.  
John Ploss, C, So.  
Rick Olson, G, Fr.  
Scott Roth, G, So.

**1983-84**

Cory Blackwell, F, Jr.  
Scott Roth, F, Jr.  
John Ploss, C, Jr.  
Rick Olson, G, So.  
David Miller, G, So.

**1984-85**

Scott Roth, F, Sr.  
J.J. Weber, F, So.  
John Ploss, C, Sr.  
Rick Olson, G, Jr.  
Mike Heineman, G, So.

**1985-86**

J.J. Weber, F, Jr.  
Rod Ripley, F, Jr.  
Gregg Steinhaus, C, Sr.  
Rick Olson, G, Sr.  
Mike Heineman, G, Jr.

**1986-87**

Danny Jones, F, Fr.  
Rod Ripley, F, Sr.  
J.J. Weber, C, Sr.  
Mike Heineman, G, Sr.  
Trent Jackson, G, So.

**1987-88**

Danny Jones, F, So.  
Kurt Portmann, F, So.  
Darin Schubring, C, Jr.  
Trent Jackson, G, Jr.  
Tom Molaski, G, Jr.

**1988-89**

Danny Jones, F, Jr.  
Willie Simms, F, So.  
Kurt Portmann, C, Jr.  
Trent Jackson, G, Sr.  
Tom Molaski, G, Sr.

**1989-90**

Danny Jones, F, Sr.  
Willie Simms, F, Jr.  
Patrick Tompkins, C, Jr.  
Tim Locum, G, Jr.  
Larry Hisle, G, Fr.

**1990-91**

Willie Simms, F, Sr.  
John Ellenson, F, Sr.  
Patrick Tompkins, C, Sr.  
Tim Locum, G, Sr.  
Larry Hisle, G, So.

**1991-92**

Carlton McGee, F, So.  
Billy Douglass, F, Sr.  
Grant Johnson, C, So.  
Tracy Webster, G, So.  
Michael Finley, G, Fr.

**1992-93**

Michael Finley, F, So.  
Brian Kelley, F, So.  
Damon Harrell, C, Sr.  
Tracy Webster, G, Jr.  
Andy Kilbride, G, So.

**1993-94**

Michael Finley, F, Jr.  
Brian Kelley, F, Jr.  
Rashard Griffith, C, Fr.  
Tracy Webster, G, Sr.  
Andy Kilbride, G, Jr.

**1994-95**

Michael Finley, F, Sr.  
Brian Kelley, F, Sr.  
Rashard Griffith, C, So.  
Darnell Hoskins, G, So.  
Andy Kilbride, G, Sr.

**1995-96**

Sam Okey, F, Fr.  
Sean Daugherty, F, So.  
Osita Nwachukwu, C, Sr.  
Mosezell Peterson, G, So.  
Hennessy Auriantal, G, Fr.

**1996-97**

Sam Okey, F, So.  
Sean Daugherty, F, Jr.  
Paul Grant, C, Sr.  
Ty Calderwood, G, Jr.  
David Burkemper, G, Jr.

**1997-98**

Sean Daugherty, F, Sr.  
Booker Coleman, F, Sr.  
Sean Mason, G, Jr.  
Mike Kelley, G, Fr.  
Hennessy Auriantal, G, Jr.

**1998-99**

Andy Kowske, F, So.  
Mark Vershaw, F, So.  
Mike Kelley, G, So.  
Sean Mason, G, Sr.  
Ty Calderwood, G, Sr.

**1999-2000**

Andy Kowske, F, Jr.  
Mark Vershaw, F, Jr.  
Maurice Linton, F, Jr.  
Jon Bryant, G, Sr.  
Mike Kelley, G, Jr.

**2000-01**

Andy Kowske, F, Sr.  
Mark Vershaw, F, Sr.  
Kirk Penney, G, So.  
Roy Boone, G, Sr.  
Mike Kelley, G, Sr.


**2001-02**

Charlie Wills, F, Sr.  
Dave Mader, C, So.  
Kirk Penney, G, Jr.  
Devin Harris, G, Fr.  
Travon Davis, G, Sr.

**2002-03**

Alando Tucker, F, Fr.  
Mike Wilkinson, F, So.  
Kirk Penney, G, Sr.  
Devin Harris, G, So.  
Freddie Owens, G, Jr.

# Media Information



**Back-to-Back  
Big Ten Champions**



## SPORTS INFORMATION OFFICE / REFERENCE



**Justin Doherty**  
**Dir. of Sports Information**

Justin Doherty is in his third season as sports information director at Wisconsin after spending the previous seven years as associate SID in the UW men's sports information office.

Doherty oversees sports information duties for Wisconsin's 23 varsity sports. He is the day-to-day contact for the Badger football squad. In his previous role at the UW, Doherty handled media relations for the Badger men's basketball team, including the program's trip to the 2000 NCAA Final Four. He also assisted with publicity for the football team.

Doherty was SID at North Dakota from 1992-94 and an assistant SID at Northern Michigan from 1990. He was the media relations contact for the Wildcats' 1991 NCAA Division I hockey national champion.

Doherty, who worked in press operations at the 2002 Winter Olympics in Salt Lake City, is currently working toward a master's degree in journalism. He earned a B.A. in journalism from Michigan State in 1988. He is a member of the College Sports Information Directors of America (CoSIDA). A native of Southfield, Mich., Doherty and his wife, Martha, have a daughter, Erin.



**Tam Flarup**  
**Director of Web Site Services**

Tam Flarup is in her 27th year with the UW Athletic Department, including her third as director of web site

services. The longtime Wisconsin director of women's sports information (24 years), Flarup's primary duties are to manage the content and design of Wisconsin's official web site, UWBADGERS.COM. She is also the day-to-day media relations contact for the UW women's basketball program.

The Wisconsin athletic Web site has flourished under Flarup's direction. It continues to set records for visits and is a critical component of the department's communications.

Flarup is a member of the NCAA Communications Committee working every NCAA Women's Basketball Final Four since 1995. She also has served the College Sports Information Directors of America as a board member and on numerous committees. An Iowa native, Flarup is a 1975 graduate of Iowa State University with a double major in journalism and physical education.



**Diane Nordstrom**  
**Associate Director**

Diane Nordstrom is in her 14th year as an associate sports information director at Wisconsin. She is the primary media contact for volleyball and the men's and women's track and field teams. She is also the department's publications coordinator, with responsibilities in overseeing production of all Wisconsin athletic media guides.

Nordstrom served as the host SID for the 1993 and 1998 NCAA Division I Women's Volleyball Championships and several Big Ten Conference championships, including the 2002 Big Ten Men's Outdoor Track and Field Championships.

Nordstrom, who was a four-year letterwinner in track at Wisconsin (she set the school record in the discus), was voted Volleyball SID of the Year in 2001 by the American Volleyball Coaches Association.

A native of Melrose, Wis., she is a 1984 graduate of Wisconsin with a B.A. in journalism.



**Brian Lucas**  
**Assistant Director**

Brian Lucas is in his fifth year in the Wisconsin Sports Information Office, his third as the primary men's basketball contact. He also assists in media relations for football and serves as the editor of both the football and men's basketball game programs. Additionally, Lucas is the primary contact for the men's and women's cross country teams.

Lucas has handled Badger basketball publicity for the program's back-to-back Big Ten championship seasons (2002 and 2003). He was the secondary basketball contact during the Badgers' run to the NCAA Final Four in 2000.

As an intern at the UW, Lucas was responsible for several varsity sports during his first two years, including men's soccer and track. Prior to coming to Wisconsin, Lucas worked one year as an intern in the Marquette Sports Information Office.

Lucas, 27, is a 1998 graduate of Notre Dame from where he earned a B.A. in English and American Studies. He worked for three years in the Irish Sports Information Office. He is a native of Oceanside, N.Y.

**SID SUPPORT STAFF**

**Secretary:** Barb Wyatt

**Student Assistants:** Erin Baugus, Jenny Beokrem, Michael Burger, Conor Caloia, Mike Devine, Angela Hong, Kelsey Mandl, Jana Stough, Valerie Todryk, Dan Uttech, Jen Werner

**SID Phone:** (608) 262-1811

**SID Fax:** (608) 262-8184

**Athletics Web Site:** uwbadgers.com

**SID Mailing Address:**

UW Sports Information  
1440 Monroe Street  
Madison, WI 53711



**Paul Capobianco**  
**Assistant**

Paul Capobianco is in his fifth year as a member of the Wisconsin Sports Information staff. He handles media

relations for the Badger men's hockey program after serving his first four years as the main contact for women's ice hockey. He also covers the men's and women's open and lightweight crew programs.

A three-year letterwinner and member of Notre Dame's 1994 national championship fencing team, Capobianco graduated in 1996 with a B.S. in biology.

A native of Selden, N.Y., Capobianco and his wife, Laurie, were married in June of 2003.



**Jessica Burda**  
**Intern**

Jessica Burda is in her third year with the Wisconsin Sports Information Office and her second as an intern.

Burda is the primary contact for Badger women's hockey, as well as men's and women's golf.

Burda previously handled publicity for the men's soccer and wrestling programs. She was the media coordinator for the 2002 Big Ten Wrestling Championships held in Madison.

A 2000 graduate of UW-Stevens Point, Burda earned a master's degree in journalism from UW-Madison in 2002. She is a native of Madison, Wis.



**Nick Brilowski**  
**Intern**

Nick Brilowski is in his first season as an intern at Wisconsin. He is responsible for publicity of the women's soccer, men's and women's swimming, and men's tennis programs.

Brilowski comes to Wisconsin from Northwestern, where he was an intern in 2002-03. A 2002 graduate of UW-Stevens Point, Brilowski has a B.A. in communications. He is a native of Stevens Point, Wis.

**UW Quick Facts**

- Location: Madison, WI 53711
- Enrollment: 41,522
- Colors: Cardinal and White
- Nickname: Badgers
- Conference: Big Ten
- Home Arena: Kohl Center (17,142)
- 1st Game in Kohl Center: 1/17/98 vs. Northwestern
- All-time Kohl Center Record: 64-14 (.821)
- First Year of Basketball: 1898-99
- All-time Record: 1,215-1,056 (.535)
- Chancellor: John Wiley
- Director of Athletics: Pat Richter
- Phone: 608-262-1866
- Head Coach: Bo Ryan (3rd year at Wisconsin)
- Overall College Record: 426-124 (.775)
- Overall Division I Record: 73-48 (.603)
- Record at Wisconsin: 43-21 (.672)
- 2002-03 Record: 24-8 overall, 12-4 Big Ten (1st)
- Letterwinners Returning/Lost: 9/1
- Starters Returning/Lost: 4/1

**Sports Information Office**

- Sports Information Director: Justin Doherty
- Doherty Home: 608-663-4780
- Basketball Contact: Brian Lucas
- Lucas Office: 608-263-5052
- Lucas Cell: 608-513-3987
- Lucas E-mail: bml@athletics.wisc.edu
- Phone: 608-262-1811
- FAX: 608-262-8184
- Address: 1440 Monroe Street, Madison, WI 53711
- Kohl Center Press Row: 608-265-4333

**Basketball Office**

- Main Office Phone: 608-262-4597
- FAX: 608-262-4872
- Head Coach: Bo Ryan
- Asst. Coaches: Rob Jeter, Gary Close and Greg Gard
- Dir. of Basketball Operations: Saul Phillips
- Program Assistants: Peg Cullen, Karen Gutzman and Laura Strang

**Team Travel Headquarters**

Following is a list of hotels at which the Badgers will be staying on the road this season.

- Penn** (Nov. 20, one night)  
Doubletree Hotel Philadelphia  
Phone: (215) 893-1600
- Maryland** (Dec. 1, one night)  
Greenbelt Marriott (Greenbelt, MD)  
Phone: (301) 441-3700
- Ohio** (Dec. 26, one night)  
Ritz Carlton (Cleveland, OH)  
Phone: (216) 902-5249
- Alabama** (Dec. 28-29, two nights)  
Sheraton Four Points (Tuscaloosa, AL)  
Phone: (205) 752-3200

- Purdue** (Jan. 13, one night)  
University Inn (West Lafayette, Ind.)  
Phone: (765) 463-5511
- Ohio State** (Jan. 27, one night)  
Hyatt on Capital Square (Columbus, OH)  
Phone: (614) 228-1234
- Northwestern** (Feb. 6, one night)  
Doubletree Skokie  
Phone: (847) 329-4368
- Iowa** (Feb. 10, one night)  
Best Western Catebury (Coralville, IA)  
Phone: (800) 798-0400
- Illinois** (Feb. 17, one night)  
Holiday Inn Urbana  
Phone: (217) 328-7900
- Michigan** (Feb. 21, one night)  
Sheraton Inn Boardwalk (Ann Arbor, MI)  
Phone: (734) 996-0600
- Michigan State** (March 1 or 2, one night)  
Radisson Hotel (East Lansing, MI)  
Phone: (517) 482-0188
- Indiana** (March 5 or 6, one night)  
Courtyard by Marriott (Bloomington, IN)  
Phone: (812) 335-8000

**Madison Travel Information**

**Hotels & Motels**

The following hotels and motels are located within 10-15 minutes of the Wisconsin campus (area code is 608):

Baymont Inn and Suites	831-7711
Best Western-Inn on the Park	285-8000
Best Western-InnTownner	233-8778
Best Western-West Towne Suites	833-4200
Concourse Hotel	257-6000
Crowne Plaza	244-4703
Edgewater	256-9071
Fairfield Inn (West)	831-1400
Fairfield Inn (East)	249-5300
Hilton Madison Monona Terrace	255-5100
Holiday Inn Madison East	244-2481
Howard Johnson Plaza	251-5511
Marriott Madison West	831-2000
Radisson	833-0100
Residence Inn by Marriott (West)	833-8333
Residence Inn by Marriott (East)	244-5047
Sheraton Inn	251-2300
University Inn	285-8040

**Airline Service**

Madison is served by the Dane County Regional Airport, a 15-minute drive from the UW-Madison campus.

American Eagle	800-433-7300
ComAir (Delta)	800-354-9822
Midwest Express	800-452-2022
Northwest	800-225-2525
TWA Express	608-221-2000
USAir	800-245-1640
United	800-241-6522

**Taxi Service**

Badger Cab	256-5566
Madison Taxi	255-8294
Union Cab	242-2000

MEDIA INFORMATION



# COVERAGE GUIDELINES

## Game Credentials

Requests for credentials may be placed with Brian Lucas of the UW Sports Information Office in writing, at least one week in advance. Requests should be made on company letterhead. Those requests can be faxed to (608) 262-8184, emailed to [bml@athletics.wisc.edu](mailto:bml@athletics.wisc.edu) or mailed to: UW Sports Information Office, 1440 Monroe Street, Madison, WI 53711. Upon receipt of applications, appropriate credentials are either mailed, or made available at the Sports Information Office or with the parking attendant (white vehicle) at the entrance to Lot 91 off of Bedford Street, just east of the Kohl Center.

Credentials will be issued according to the following priority guidelines: 1) National publications and newspapers filing for the following day's publication. 2) Newspapers designated by the visiting sports information director. 3) Television and radio stations originating a live broadcast. 4) Television and radio stations covering for nightly news. 5) All other requests will be evaluated on a space-available basis, with preferences given to those who regularly cover Wisconsin basketball.

Spouses, dates, children and other non-workers are not allowed in any of the media areas.

## Scouting Tickets

As per Big Ten policy, professional basketball scouts must purchase tickets through the UW Ticket Office (1-800-GO-BADGERS or 608-262-1440).

## Parking

A limited number of media parking passes are available. They will be issued on a priority basis similar to the guidelines for the issuance of credentials. Media parking at the Kohl Center is on the East side of the building along Frances Street as well as in Lot 91. The media entrance is on the northeast corner of the Kohl Center.

## Visiting Radio

Each visiting radio station admitted for broadcast should contact the UW Sports Information Office at least one week prior to the game they wish to cover. If credentials are not mailed, they may be picked

up at the Sports Information Office. Visiting radio talent works from a court-side location at the Kohl Center.

## Photographers

The University of Wisconsin follows NCAA and Big Ten guidelines regarding event photography. Floor photo passes are limited to daily newspaper, wire service and television photographers. Photographers must display their credentials prominently at all times and must work from either the southeast or northwest corners of the baseline. Photographers are not permitted along the length of the floor.

## Practice Coverage

Wisconsin basketball practices for the fall semester will run from approximately 4:30-7:30 p.m. Practice will be open to the media after 6:15 p.m. Members of the media are asked to watch Kohl Center practices from the arena seats and practices in the Nicholas-Johnson Pavilion from the designated seating on the south side of the facility. Still and video photographers shooting practice are asked to remain off the court and away from the vicinity of workouts. Gameday practice sessions are closed.

## Player Interviews

Badger players are normally available for interviews after practices once before each game during the season.

All interviews should be arranged through the Sports Information Office. Please contact Brian Lucas at the SID Office (608-263-5052) or prior to the end of practice to secure interviews. No interviews will be granted the day of a game, with the exception of postgame interviews.

Players' telephone numbers will not be made available to the media, and players have been instructed not to conduct interviews when contacted by phone without prior approval from a member of the Sports Information Office. For out-of-town reporters, requests for collect-call telephone interviews may be made with Brian Lucas of the Sports Information Office.

## Coach Ryan Interviews

Head coach Bo Ryan will normally be available for interviews for approximately 15-20 minutes after practice.

Additionally, Ryan holds a weekly media conference throughout the season. These sessions are generally at 1 p.m. in the media room at the Kohl Center. Live



video streaming of these press conferences will be available on the UW athletic department website, WWW.UWBADGERS.COM

Contact Brian Lucas in the Sports Information Office to arrange an interview with Bo Ryan.

## Big Ten Teleconference

The Big Ten will hold a weekly teleconference with the league's head coaches beginning in December. Specific times were not available at the time this publication was printed. Contact Brian Lucas or the Big Ten Conference (847-696-1010) for details.

## Press Row Services

The primary working area (approximately 50 seats) for the media at the Kohl Center is located at court level on the east side of the floor. There also is an auxiliary media area on the second level (Section 208) of the Kohl Center that can accommodate an additional 32 seats. Television and radio broadcasters all work from the court level location.

Media are provided with several statistics monitors along the court level area. Halftime boxes and play-by-play are delivered to both working media locations by the Sports Information staff.

## Media Workroom

The Kohl Center is equipped with a large media workroom that contains the following:

- postgame interview area
- numerous working locations from which media can file stories
- platform for video cameras
- copy machine
- pre-game dining area
- kitchenette area where a pregame meal is served
- men's and women's restrooms

Pregame notes, statistics and game programs are also available in the workroom.

Media may store personal belongings in the workroom from the time they arrive at the Kohl Center until after the game.

The workroom is located at the northeast corner of the arena with easy access to and from the court level press



row. To access the workroom from outside the arena, just enter through the media gate and proceed down the stairs on your right.

## Telephones

All requests for installation of phone lines should be made to Jamie Buchanan at the Kohl Center (608-265-8546). Cost per line per event is \$100 (\$140 for an unrestricted analog line or an ISDN line). Seating locations are determined by the UW Sports Information Office. Several courtesy phones in the media room will be made available by the UW Sports Information Office.

## Postgame Procedures

Head coaches and selected players will be made available in the media workroom's interview area following each home game. Generally, the visiting coach and/or players will be available first, followed by Badger coach Bo Ryan and Wisconsin players.

Contact Brian Lucas of the Sports Information Office for postgame procedures on the road (vary from school to school). The Wisconsin locker room is closed to the media at home and on the road.

## Important Locations

**Sports Information Office** — Located on the fourth floor of Camp Randall Stadium at roughly the 50-yard line.

**Media Workroom** — Located at court level in the Kohl Center (northeast corner of the arena).

**Media Parking** — Located along Frances Street, in Lot 91 (east of the Kohl Center) or in Lot 46 (at the corner of Johnson and Lake Street). The entrance to lot 91 is located on Bedford Street.

**Wisconsin Locker Room** — Located at court level in the Kohl Center (northwest corner of the arena).

**Visitors Locker Room** — Located at court level in the Kohl Center (southwest corner of the arena).

**Nicholas-Johnson Pavilion (practice facility)** — Attached to the west side of the Kohl Center.



# OPPONENT INFORMATION

## Penn

**Nov. 21, Philadelphia, Pa.  
The Palestra (8,700)**

Baskeball SID: Carla Schultzberg  
Office Phone: (215) 898-9232  
Fax: (215) 898-1747  
Press Row Phone: (215) 898-4324  
E-mail: carlas@popbox.upenn.edu  
Web Site: pennathletics.com

2002-03 Record: 22-6/14-0 (1st Ivy)  
Postseason: NCAA First Round  
Letterwinners Ret./Lost: 5/6  
Starters Ret./Lost: 2/3

## Eastern Illinois

**Nov. 25, Madison, Wis.  
Kohl Center (17,142)**

Baskeball SID: Dave Kidwell  
Office Phone: (217) 581-7480  
Fax: (217) 581-6434  
Press Row Phone: (217) 581-5135  
E-mail: dakidwell@eiu.edu  
Web Site: eiu.edu/panthers

2002-03 Record: 14-15/9-7 (t4th OVC)  
Postseason: None  
Letterwinners Ret./Lost: 6/6  
Starters Ret./Lost: 2/3

## Rutgers

**Nov. 29, Madison, Wis.  
Kohl Center (17,142)**

Baskeball SID: JohnBeisser  
Office Phone: (732) 445-4200  
Fax: (732) 445-3063  
Press Row Phone: (732) 445-4200  
E-mail: jbeisser@scarletknights.com  
Web Site: scarletknights.com

2002-03 Record: 12-16/4-12 (7th Big East)  
Postseason: None  
Letterwinners Ret./Lost: 7/4  
Starters Ret./Lost: 3/2

## Maryland

**Dec. 2, College Park Md.  
Comcast Center (17,950)**

Baskeball SID: Mark Fratto  
Office Phone: (301) 314-8052  
Fax: (301) 314-9094  
Press Row Phone: (301)  
E-mail: fratto@wam.umd.edu

Web Site: umterps.com  
2002-03 Record: 21-10/11-5 (t2nd ACC)  
Postseason: NCAA "Sweet 16"  
Letterwinners Ret./Lost: 8/5  
Starters Ret./Lost: 1/4

## Detroit

**Dec. 6, Madison, Wis.  
Kohl Center (17,142)**

Baskeball SID: Mark Engel  
Office Phone: (313) 993-1745  
Fax: (313) 993-1765  
Press Row Phone: (313)  
E-mail: engelml@udmercy.edu  
Web Site: detroititans.com

2002-03 Record: 18-12/9-7 (t4th Horizon)  
Postseason: None  
Letterwinners Ret./Lost: 9/4  
Starters Ret./Lost: 3/2

## UW-Green Bay

**Dec. 10, Madison, Wis.  
Kohl Center (17,142)**

Baskeball SID: Brian Nicol  
Office Phone: (920) 465-2498  
Fax: (920) 465-2357  
Press Row Phone: (920) 965-8735  
E-mail: nicolb@uwgb.edu  
Web Site: uwgb.edu/athletics

2002-03 Record: 10-20/4-12 (t6th Horizon)  
Postseason: None  
Letterwinners Ret./Lost: 6/5  
Starters Ret./Lost: 3/2

## UW-Milwaukee

**Dec. 13, Madison, Wis.  
Kohl Center (17,142)**

Baskeball SID: Kevin O'Connor  
Office Phone: (414) 229-5674  
Fax: (414) 229-6759  
Press Row Phone: (414) 229-6276  
E-mail: kjoc@uwm.edu  
Web Site: uwmpanthers.com

2002-03 Record: 24-8/13-3 (2nd Horizon)  
Postseason: NCAA First Round  
Letterwinners Ret./Lost: 11/7  
Starters Ret./Lost: 2/3

## Marquette

**Dec. 20, Madison, Wis.  
Kohl Center (17,142)**

Baskeball SID: TBA  
Office Phone: (414) 288-7447  
Fax: (414) 288-6519  
Press Row Phone: (414) 227-0580  
E-mail: TBA  
Web Site: gomarquette.com

2002-03 Record: 27-6/14-2 (1st C-USA)  
Postseason: NCAA Final Four  
Letterwinners Ret./Lost: 10/2  
Starters Ret./Lost: 3/2

## Ohio

**Dec. 27, Cleveland, Ohio  
Gund Arena (20,500)**

Baskeball SID: Jim Stephan  
Office Phone: (740) 593-1298  
Fax: (740) 597-1898  
Press Row Phone:  
E-mail: stephan@ohio.edu  
Web Site: ohioobcats.com

2002-03 Record: 14-16/8-10 (t8th MAC)  
Postseason: None  
Letterwinners Ret./Lost: 8/5  
Starters Ret./Lost: 2/3

## Alabama

**Dec. 30, Tuscaloosa, Ala.  
Coleman Coliseum (15,316)**

Baskeball SID: Becky Hopf  
Office Phone: (205) 348-6084  
Fax: (205) 348-8841  
Press Row Phone: (205) 348-6084  
E-mail: mediarelations@ia.ua.edu  
Web Site: rolltide.com

2002-03 Record: 17-12/7-9 (4th SEC West)  
Postseason: NCAA First Round  
Letterwinners Ret./Lost: 10/4  
Starters Ret./Lost: 1/4

## College of Charleston

**Jan. 3, Madison, Wis.  
Kohl Center (17,142)**

Baskeball SID: Tony Ciuffo  
Office Phone: (843) 953-5465  
Fax: (843) 830-0190  
Press Row Phone: (843) 953-6554  
E-mail: ciuffo@cofc.edu

Web Site: cougars.cofc.edu  
 2002-03 Record: 25-8/13-3 (1st SoCon)  
 Postseason: NIT Second Round  
 Letterwinners Ret./Lost: 10/4  
 Starters Ret./Lost: 3/2

## Indiana

**Jan. 6, Madison, Wis.**  
**Kohl Center (17,142)**

**March 6/7, Bloomington, Ind.**  
**Assembly Hall (17,456)**

Baskeball SID: Pete Rhoda  
 Office Phone: (812) 855-9794  
 Fax: (812) 855-9401  
 Press Row Phone: (812) 855-2754  
 E-mail: prhoda@indiana.edu  
 Web Site: iuhoosiers.com

2002-03 Record: 21-13/8-8 (t6th Big Ten)  
 Postseason: NCAA Second Round  
 Letterwinners Ret./Lost: 9/3  
 Starters Ret./Lost: 3/2

## Michigan State

**Jan. 10, Madison, Wis.**  
**Kohl Center (17,142)**

**March 2/3, East Lansing, Mich.**  
**Breslin Center (14,759)**

Baskeball SID: Matt Larson  
 Office Phone: (517) 355-2271  
 Fax: (517) 353-9636  
 Press Row Phone: (517) 353-1626  
 E-mail: larson@ath.msu.edu  
 Web Site: msuspartans.com

2002-03 Record: 22-13/10-6 (t3rd Big Ten)  
 Postseason: NCAA "Elite Eight"  
 Letterwinners Ret./Lost: 8/5  
 Starters Ret./Lost: 3/2

## Purdue

**Jan. 14, West Lafayette, Ind.**  
**Mackey Arena (14,123)**

**Feb. 29, Madison, Wis.**  
**Kohl Center (17,142)**

Baskeball SID: Elliot Bloom  
 Office Phone: (765) 494-3196  
 Fax: (765) 494-5447  
 Press Row Phone: (765) 494-6364  
 E-mail: hoopssid@purdue.edu  
 Web Site: purduesports.com

2002-03 Record: 19-11/10-6 (t3rd Big Ten)  
 Postseason: NCAA Second Round  
 Letterwinners Ret./Lost: 12/2  
 Starters Ret./Lost: 4/1

## Michigan

**Jan. 21, Madison, Wis.**  
**Kohl Center (17,142)**

**Feb. 22, Ann Arbor, Mich.**  
**Crisler Arena (13,751)**

Baskeball SID: Tom Wywrot  
 Office Phone: (734) 763-4423  
 Fax: (734) 647-1188  
 Press Row Phone: (734) 998-7188  
 E-mail: twywrot@umich.edu  
 Web Site: MgoBlue.com

2002-03 Record: 17-13/10-6 (t3rd Big Ten)  
 Postseason: None  
 Letterwinners Ret./Lost: 10/4  
 Starters Ret./Lost: 4/1

## Illinois

**Jan. 24, Madison, Wis.**  
**Kohl Center (17,142)**

**Feb. 18, Champaign, Ill.**  
**Assembly Hall (16,450)**

Baskeball SID: Kent Brown  
 Office Phone: (217) 333-1391  
 Fax: (217) 333-5540  
 Press Row Phone: (217) 333-1227  
 E-mail: kwbrown3@uiuc.edu  
 Web Site: fightingillini.com

2002-03 Record: 25-7/11-5 (2nd Big Ten)  
 Postseason: NCAA Second Round  
 Letterwinners Ret./Lost: 7/4  
 Starters Ret./Lost: 4/1

## Ohio State

**Jan. 28, Columbus, Ohio**  
**Value City Arena (19,200)**

**Feb. 14, Madison, Wis.**  
**Kohl Center (17,142)**

Baskeball SID: Dan Wallenberg  
 Office Phone: (614) 292-4095  
 Fax: (614) 292-8547  
 Press Row Phone: (614) 688-5330  
 E-mail: wallenberg.1@osu.edu  
 Web Site: ohiostatebuckeyes.com

2002-03 Record: 17-15/7-9 (t8th Big Ten)  
 Postseason: NIT First Round  
 Letterwinners Ret./Lost: 11/7  
 Starters Ret./Lost: 3/2

## Minnesota

**Feb. 4, Madison, Wis.**  
**Kohl Center (17,142)**

Baskeball SID: Kyle Coughlin  
 Office Phone: (612) 625-4090  
 Fax: (612) 625-0359  
 Press Row Phone: (612) 626-1308  
 E-mail: cough002@umn.edu  
 Web Site: gophersports.com

2002-03 Record: 19-14/8-8 (t6th Big Ten)  
 Postseason: NIT Semifinal  
 Letterwinners Ret./Lost: 6/4  
 Starters Ret./Lost: 2/3

## Northwestern

**Feb. 7, Evanston, Ill.**  
**Welsh-Ryan Arena (8,117)**

Baskeball SID: Mike Mahoney  
 Office Phone: (847) 491-7503  
 Fax: (847) 491-8818  
 Press Row Phone: (847) 491-8852  
 E-mail: m-mahoney2@northwestern.edu  
 Web Site: NUSports.com

2002-03 Record: 12-17/3-13 (10th Big Ten)  
 Postseason: None  
 Letterwinners Ret./Lost: 7/3  
 Starters Ret./Lost: 3/2

## Iowa

**Feb. 11, Iowa City, Iowa**  
**Carver-Hawkeye Arena (15,500)**

Baskeball SID: Steve Roe  
 Office Phone: (319) 339-0980  
 Fax: (319) 335-9417  
 Press Row Phone: (319) 335-7284  
 E-mail: steven-roe@uiowa.edu  
 Web Site: hawkeyesports.com

2002-03 Record: 17-14/7-9 (t8th Big Ten)  
 Postseason: NIT Third Round  
 Letterwinners Ret./Lost: 8/4  
 Starters Ret./Lost: 4/1

## Penn State

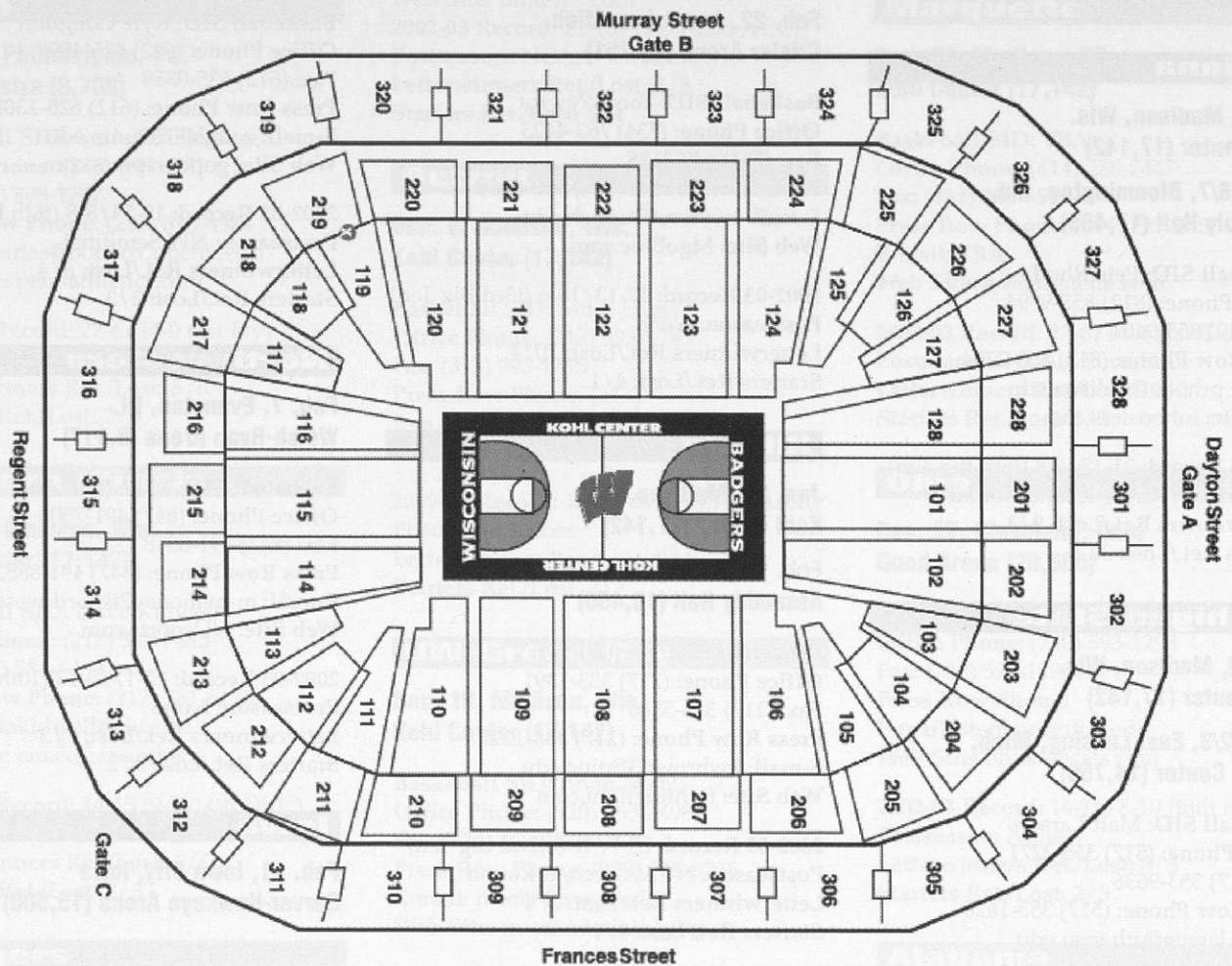
**Feb. 25, Madison, Wis.**  
**Kohl Center (17,142)**

Baskeball SID: Patrick Donghia  
 Office Phone: (814) 865-1757  
 Fax: (814) 863-3165  
 Press Row Phone: (814) 863-3516  
 E-mail: pad11@psu.edu  
 Web Site: GoPSUsports.com

2002-03 Record: 7-21/2-14 (11th Big Ten)  
 Postseason: None  
 Letterwinners Ret./Lost: 9/3  
 Starters Ret./Lost: 3/2



# THE KOHL CENTER



## FROM THE DANE COUNTY AIRPORT

Exit airport via International Lane to Packers Avenue (Hwy. 113). Turn left on Packers Avenue, which changes to Pennsylvania Avenue, Johnson Street, Gorham Street and then University Avenue. Stay on University Avenue into the campus until you reach Frances Street. Turn left onto Frances Street and proceed two blocks to Dayton Street. The Kohl Center will be in view.

## FROM WEST AND I-90/94 (FROM MINNEAPOLIS)

Take I-90/94 to Highway 151 South (East Washington Avenue). Continue on East Washington Avenue to the State Capitol Building. Turn right onto Butler Street, proceed to Gorham Street and turn left. Continue on Gorham Street, which becomes University Avenue. Stay on University Avenue into the campus until you reach Frances Street. Turn left onto Frances Street and proceed two blocks to Dayton Street. The Kohl Center will be in view.

## FROM SOUTH AND I-90 (FROM CHICAGO)

Take I-90 to the Madison beltline (Highway 12/18). West on the beltline to Park Street (Hwy. 151). Exit right (north). Take Park Street to Dayton Street. Turn right onto Dayton Street, then approximately three blocks to the Kohl Center, which will be on the right.

## FROM EAST AND I-94 (FROM MILWAUKEE)

Take I-94 to Highway 30 West. Take Highway 30 to its end at Highway 113 South. Turn left onto 113 South, which becomes Packers/Pennsylvania Avenue. Continue on Packers/Pennsylvania Avenue, which changes to Johnson Street, Gorham Street and then University Avenue. Stay on University Avenue into the campus until you reach Frances Street. Turn left onto Frances Street and proceed two blocks to Dayton Street. The Kohl Center will be in view.

# BADGER FUND



To sustain the kind of academic and athletic success that has characterized the UW-Madison as one of the nation's finest athletic programs, there must be widespread support.

That support begins at the top, through the commitment of the Board of Regents of the University of Wisconsin System, the UW-Madison Chancellor's Office and the Athletic Board. That commitment extends to the thousands of Badger boosters throughout the nation who contribute in many different ways.

Ultimately, the success of the Department of Athletics depends in great part on the collective loyalty and generosity of alumni and friends. One of the areas in which people can support the Badger Athletic Department is through

their contributions to the newly established Badger Fund.

The Badger Fund was started to enhance the University's athletic programs by helping to financially support more than 750 student-athletes in 23 sports as they strive for excellence both academically and athletically.

Because the UW-Madison Athletic Department receives less than one percent of its \$52 million annual budget from state appropriations, private support from supporters of the program is essential to its continued success.

Contributions to the Badger Fund from more than 8,000 individuals fund the scholarship needs of student-athletes and help provide the finest public university education and athletic facilities experiences available.

Your continued support will help UW student-athletes achieve their academic and athletic dreams, and will assist the Division of Intercollegiate Athletics in its effort to reach lofty goals both on the field and in the classroom.

For more information on the membership benefits of the Badger Fund, please contact the office staff at:

Phone: (608) 262-1000

Fax: (608) 265-0788

E-mail:

[badgerfund@athletics.wisc.edu](mailto:badgerfund@athletics.wisc.edu)

Address: Badger Fund

1440 Monroe Street

Madison, WI 53711

Marija Neubauer is the Director of the Badger Fund.

## ENDOWMENTS

For a student who wants to participate in intercollegiate athletics at the University of Wisconsin, one of the greatest opportunities available is an athletic scholarship.

Many alumni and friends have contributed to the Division of Intercollegiate Athletics by establishing endowed scholarships to help student-athletes take full advantage of the academic and athletic experience at UW-Madison.

These scholarship endowments benefit today's student-athletes as well as those in future years.

The endowed scholarships listed on this page provide full or partial scholarship support for Badger student-athletes. The Wisconsin Athletic Department thanks these donors for their tremendous support of Badger Athletics.

For information about how to create a named scholarship in men's or women's athletics or how to contribute to an established endowment, please contact the UW Foundation at 608/263-4545.





# BADGERS ON TV

## Television Coverage

At least 23 of Wisconsin's 27 games in 2003-04 will be televised, either nationally, regionally or locally. Every Big Ten game in 2004 will be televised, with the first two, at home against Indiana and Michigan State, being shown nationally by ESPN. The Badgers have had 15 nationally televised games in the last two years (9-6 in those games).

## The Bo Ryan Show

"The Badger Sports Report" airs in Madison and on a statewide network. Hosted by longtime voice of the Badgers, Matt Lepay, the 30-minute program features insights, interviews, highlights and viewer questions. Check local listings for the times in your area.



Former Badger standout Mike Kelley (left) and Craig Coshun called a number of Wisconsin's games last year on ESPN Plus.

## Badgers On The Internet

Wisconsin basketball information, as well as breaking news, statistics, photos, etc., on all other UW athletic teams, is available on the Department of Athletics' web site which is updated daily. The address:

[WWW.UWBADGERS.COM](http://WWW.UWBADGERS.COM)


**UWBADGERS.COM**

The Official Website  
of Wisconsin Athletics



## UW on Wisconsin Public Television

In addition to the live telecasts, seven home games will also be aired on a tape-delay basis on the state-wide Wisconsin Public Television network. That schedule includes all three of the Badgers' games against their in-state rivals (UW-Green Bay, UW-Milwaukee and Marquette). WIBA Radio's Van Stoutt and UW academic and student affairs director Alan Zussman handle the announcing duties.



ESPN's Dick Vitale worked his first-ever game for the network on Dec. 5, 1979 when Wisconsin played at 10th-ranked DePaul. The Badgers fell to DePaul 90-77.

# BADGERS ON RADIO

## Radio Coverage

Exclusive coverage of Badger basketball can be heard on the 43-station Wisconsin Radio Network. The Athletic Department and Learfield Communications entered into an agreement for radio broadcast rights for Wisconsin football and basketball prior to the 1994 season.

WIBA (1310 AM) and WOLX (94.9 FM) are the rights holders in the Madison market, and WTMJ (620 AM) carries the games in Milwaukee.

Entering his 15th season handling play-by-play duties for Wisconsin basketball is Matt Lepay. He has also called Badger football the past eight seasons. A 1984 graduate of Ohio State, Lepay was Sports Director at WTSO in Madison before joining WIBA in 1994. He previously served as Sports Director at WNCI in Columbus, and prior to that worked at stations in Athens and Piqua, Ohio. Lepay also provides frequent sports reports for WISC-TV. Lepay is host of the Bo Ryan Show (Badger Sports Report), both on WIBA Radio and WISC-TV.

Joining Lepay on the broadcast is Mike Lucas, long-time sports columnist at *The Capital Times*, who handles color commentary on Wisconsin basketball and football broadcasts. Lucas, who worked on the broadcast team for the Badgers' delay television package on the Wisconsin Public Television Network before assuming color commentary duties on the radio, also provides daily sports commentaries on WIBA. He has reported on Badger sporting events for *The Capital Times* since 1971.



Play-by-play man Matt Lepay and color commentator Mike Lucas handle Badger Basketball and Football on the Wisconsin Radio Network.

## WISCONSIN RADIO NETWORK

City	Station	Frequency
Amery	WXCE	1260 am
Antigo	WRLO	105.3 fm
Appleton	WHBY	1150 am
Ashland	WATW/WBSZ	1400 am/93.3 fm
Beaver Dam	WBEV/WXRO	1430 am/95.3 fm
Beloit	WBEL	1380 am
Berlin	WISS	1090 am/102.3 fm
Black River Falls	WWIS	1260 am/99.7 fm
Dodgeville	WDMP	810 am
Duluth, Minn.	WDSM	710 am
Eau Claire	WBIZ	1400 am
Fond du Lac	KFIZ	107.1 fm
Green Bay	WDUZ	1400 am
Hayward	WRLS	92.3 fm
Janesville	WCLO	1230 am
Kenosha	WLIP	1050 am
La Crosse	WKBH	1570 am/105.5 fm
Lancaster	WLGR	1280 am/97.7 fm
Madison	WIBA/WOLX	1310 am/94.9 fm
Manitowoc	WOMT	1240 am
Mauston	WRJC	1270 am
Medford	WIGM	1490 am/99.3 fm
Milwaukee	WTMJ	620 am
Monroe	WEKZ	1260 am
Platteville	WTOQ	1590 am
Portage	WPDR	1350 am
Prairie du Chien	WPRE	980 am/94.3 fm
Reedsburg	WRDB	1400 am
Rhineland	WOBT	1240 am
Rice Lake	WJMC	1240 am
Richland Center	WRCO	1450 am/100.9 fm
River Falls	WEVR	1550 am/106.3 fm
Shawano	WTCH	960 am/99.3 fm
Sheboygan	WHBL	1330 am
Sparta	WKLJ	1290 am
Spencer	WOSQ	92.3 fm
Stevens Point	WSPQ	1010 am/104.9 fm
Sturgeon Bay	WDOR	910 am/93.9 fm
Viroqua	WVRQ	1360 am/102.3 fm
Waupaca	WDUX	800 am/92.7 fm
Wausau	WSAU	550 am
West Bend	WBKV	1470 am
Wisconsin Rapids	WFHR	1320 am



# PRIMARY MEDIA

## Print

Wisconsin State Journal  
P.O. Box 8058  
Madison, WI 53708  
(608) 252-6165  
Fax: (608) 252-6119  
Jon Masson, beat  
Tom Oates, columnist

Milwaukee Journal Sentinel  
202 State Street, Ste. 202  
Madison, WI 53703  
Office: (608) 258-2271  
Fax: (608) 258-2279  
Mark Stewart, beat  
Dale Hofmann, columnist

Capital Times  
P.O. Box 8060  
Madison, WI 53708  
(608) 252-6474  
Fax: (608) 252-6445  
Rob Schultz, beat  
Mike Lucas, column. / radio

Inside Wisconsin  
P.O. Box 260257  
Madison, WI 53726-0257  
(608) 236-9465  
Jon Linder, beat

Badger Herald  
550 State Street  
Madison, WI 53703  
(608) 257-4712, ext. 26  
Fax: (608) 257-6899

Daily Cardinal  
Vilas Hall  
Madison, WI 53706  
(608) 262-5857  
Fax: (608) 262-0404

Journal Sentinel On-line  
(414) 225-5012  
Fax: (414) 224-0291  
Brett Longdin, beat

Appleton Post-Crescent  
306 W. Washington  
Appleton, WI 54912  
(920) 733-4411  
Fax: (920) 733-1945  
Lisa Riddle, beat

Kenosha News  
715 58th Street  
Kenosha, WI 53141  
(262) 657-1000  
Paul McKillip, beat

Green Bay Press-Gazette  
435 E. Walnut Street  
Green Bay, WI 54307  
(920) 435-4411  
Fax: (920) 431-8379  
Bob Berghaus, editor

Green Bay News-Chronicle  
P.O. Box 2467  
Green Bay, WI 54306  
(920) 432-2941  
Fax: (920) 432-8581  
Tim Harty, editor

La Crosse Tribune  
401 N. Third Street  
La Crosse, WI 54601  
(608) 782-9710  
Dan Dinsmore, editor

Dubuque Telegraph-Herald  
Eighth & Bluff Streets  
Dubuque, IA 52001  
(319) 588-5611  
Jim Leitner, editor

Janesville Gazette  
One S. Parker Drive  
Janesville, WI 53547  
(608) 754-3311  
John McPoland, beat

Wausau Daily Herald  
P.O. Box 1286  
Wausau, WI 54402  
(715) 842-2101  
Jay Lillge, editor

Oshkosh Northwestern  
P.O. Box 2926  
Oshkosh, WI 54903  
(920) 426-6659  
Dan Kohn, editor

Racine Journal-Times  
212 Fourth Street  
Racine, WI 53403  
(262) 634-3322  
Sue Shemanske, editor

Eau Claire Leader Telegram  
701 S. Farewell Street  
Eau Claire, WI 54702  
(715) 833-9208  
Liam Marlaire, editor

Capitol News Service  
121 E. Main St., Ste. 300  
Madison, WI 53703  
(608) 258-9977  
Stan Milam, beat

## Radio

WIBA  
P.O. Box 99  
Madison, WI 53701  
(608) 274-5450  
Fax: (608) 274-5521  
Matt Lepay, play-by-play  
Brian Posick, director  
Van Stoutt, reporter

WTSO  
P.O. Box 99  
Madison, WI 53701  
(608) 274-5450  
Fax: (608) 274-5521

WTMJ  
720 E. Capitol Drive  
Milwaukee, WI 53201  
(414) 332-9611  
Len Kasper, director

Wisconsin Radio Network  
302 E. Washington Ave.  
Ste. 102  
Madison, WI 53703  
(608) 251-3900

Wheeler News Service  
121 E. Main St., Ste. 300  
Madison, WI 53703  
(608) 257-2614

WTLX  
5315 Wall Street  
Madison, WI 53718  
(608) 245-9859  
Craig Karmazin, director

## Wire Services

Associated Press (Milwaukee)  
918 N. Fourth Street  
Milwaukee, WI 53203  
(414) 225-3580  
Fax: (414) 225-3599  
Arnie Stapleton, editor

Associated Press (Madison)  
1901 Fish Hatchery Road  
Madison, WI 53713  
(608) 255-3679  
J.R. Ross, beat

## Television

WISC (Ch. 3, CBS)  
7025 Raymond Road  
Madison, WI 53719  
(608) 276-7400  
Fax: (608) 271-0800  
Eric Franke, director  
COACHES' SHOW

WMTV (Ch. 15, NBC)  
615 Forward Drive  
Madison, WI 53711  
(608) 274-7817  
Fax: (608) 271-5194  
Jeremy Woods, director

WKOW (Ch. 27, ABC)  
P.O. Box 100  
Madison, WI 53701  
(608) 274-6118  
Fax: (608) 274-9569  
Jay Wilson, director

WTMJ (Ch. 4, NBC)  
720 E. Capitol Drive  
Milwaukee, WI 53201  
(414) 332-9611  
TBA director

WITI (Ch. 6, FOX)  
9001 N. Green Bay Road  
Milwaukee, WI 53217  
(414) 355-6215  
Tom Pipines, diector

WISN (Ch. 12, ABC)  
P.O. Box 402  
Milwaukee, WI 53201  
(414) 342-8812  
Tom Sutton, director

WDJT (Ch. 58, CBS)  
809 S. 60th Street  
Milwaukee, WI 53214  
(414) 220-8130  
Rock Rote, director

WHA (Ch. 21)  
821 University Avenue  
Madison, WI 53706  
(608) 263-2121  
Fax: (608) 263-9763  
Deb Piper, producer





# A WORLD-CLASS UNIVERSITY

The University of Wisconsin, one of the nation's largest and most productive institutions of higher education, is dedicated to the support of academic freedom.

Founded in 1848, the first class of 17 students enrolled February 5, 1849. Today, Wisconsin ranks as the nation's ninth largest university with 41,507 students.

On a single campus, students can find a complete spectrum of liberal arts studies, professional programs and student activities. Wisconsin has ranked among the top educational institutions in the country in every published survey of faculty and administrators since the early 1900s.

As one of the nation's first land-grant universities, Wisconsin maintains a strong research emphasis in agricultural and life sciences. Award-winning research spanning the academic disciplines, however, has earned Wisconsin a place among the world's elite institutions of higher education. The quality of its undergraduate, graduate and research programs is recognized around the world.


The flagship school of the state system, UW-Madison offers the only public schools of law, medicine and veterinary medicine in the state and is one of only two state-supported schools to offer doctoral degrees.

One of the most picturesque college campuses in the country, Wisconsin sits along the shore of beautiful Lake Mendota. The city of Madison and the University were designed to be linked, signifying the interrelated nature of academic and political life at Wisconsin.

Bascom Hall serves as the centerpiece of the campus. It sits atop the beautiful tree-lined Bascom Hill, which offers a magnificent view of downtown Madison.

**SCHOOLS & COLLEGES**

- College of Agricultural & Life Sciences
- School of Business
- School of Education
- College of Engineering
- School of Human Ecology
- College of Letters and Science
- School of Nursing
- School of Pharmacy
- Graduate School
- School of Veterinary Medicine
- Law School
- Medical School



**ACADEMIC PROGRAMS**


- 138 Undergraduate Majors
- 185 Academic Departments
- 271 Doctoral, Master's and Professional Graduate Programs
- 4,224 Courses & 13,564 Sections
- 44 Libraries & 6.14 million volumes

**Top:** Henry Mall is the center of the agricultural campus at the UW.

**Middle:** Bascom Hall, which sits atop beautiful Bascom Hill, is a favorite spot for students to stop and relax between classes.



**Right:** Commencement in the Kohl Center celebrates the end of a successful college career at Wisconsin.

# TOP-RANKED ACADEMICS



Students participate in a chemistry lecture (top) and take advantage of a beautiful fall day for a language class outdoors (right).

Bottom: Students in a computer lab.



## FACULTY / ALUMNI AWARDS

- Fulbright Scholars—7
- National Medals of Science—10
- Nobel Prizes—17
- Pulitzer Prizes—24
- Rhodes Scholars—6
- Truman Scholarships—11
- Wolf Foundation Prizes—4
- American Physical Society Fellows—53
- National Academy of Education—5
- National Academy of Engineering—17
- National Academy of Public Administration—2
- National Academy of Sciences—53
- National Academy of Sciences Institute of Medicine—4
- Royal Society of London—2

A university is known by the quality of its faculty. Wisconsin is a university that produces Nobel Prize winners, recipients of the National Medal of Science, Pulitzer Prize winners, and members of the National Academies of Science, Engineering, and Education. Only a handful of universities, along with UW-Madison, can claim top ranking in nearly every independent survey, year after year.

► *U.S. News & World Report, 2003*—Ranks Wisconsin as the seventh-best public university and 31st among all universities. The UW also ranked in the top five for academic reputation among public universities.

► *Fiske Guide to Colleges, 2003*—Gives the UW-Madison its highest academic ranking. In fact, UW-Madison is one of only eight public institutions in the country to receive the five-star rating. It is also one of 43 schools selected as “Best Buys.”

► *Kiplinger's Personal Finance Magazine, 2003*—Ranked 12th among the 100 Best Values in Public Colleges

► *Princeton Review, 2003*—Lists Wisconsin in “The Best 345 Colleges”

► *Greene's Guides, 2003*—Lists Wisconsin as one of 17 “Public Ivies.”

► *Barron's Best Buys in College Education, 2002*—Ranked among 260 schools as a best buy

## Other Rankings

► *Fortune 500 Companies*—Ranks second in the number of graduates who become chief executives in Fortune 500 companies

► *Peace Corps*—Ranks first among number of alumni serving in the Peace Corps and second in the number of Peace Corps volunteers.

► *Research & Development*—Ranks first in research and development expenditures among public universities

► *Voluntary Support*—Ranks second in voluntary support among public universities

► *Libraries*—Ranks ninth in number of volumes (6.14 million) and campus libraries (44)

► *Doctorates*—Ranks second in research doctorates granted



# STUDENT LIFE



**Top: The Elvehjem Museum of Art offers free exhibitions of art works to support the teaching, research and public service missions of the UW.**

**Left: Winter sledding on Bascom Hill**

**Bottom: The Reverend Jesse Jackson is just one of many famous people who have visited Wisconsin.**



Student life at Wisconsin is more than books, term papers and exams. Some of the most important lessons learned at Wisconsin occur far from any lecture hall or lab.

UW students come from every county in the state, every state in the nation and over 100 countries around the world. Wisconsin ranks third in the nation in total foreign student enrollment. The UW is designed to encourage involvement—academically and socially. Students come here to be part of something bigger—to choose from a range of options seldom found.

More than 680 student organizations, extensive recreational programs, modern fitness facilities, performing arts groups, Big Ten athletics, and ongoing cultural, social, and political events will provide you with hundreds of ways to get involved and challenge yourself. Whatever your interests, you can connect with others who share your enthusiasm.

The hub of student life on campus is the Memorial Union. With good food, live music, freshly made Babcock ice cream, movies and study lounges, you can eat well, be entertained, enjoy a good book or good company. The Union welcomes over 15,000 students through its doors each day. It's no wonder the Union is considered the "living room of campus."



"The primary purpose of the University of Wisconsin-Madison is to provide a learning environment in which faculty, staff, and students can discover, examine critically, preserve and transmit the knowledge, wisdom and values that will help ensure the survival of this and future generations and improve the quality of life for all."



## ■ DID YOU KNOW?

Wisconsin is the only university in the nation with two student newspapers.



# A BEAUTIFUL CAMPUS

The University of Wisconsin campus rolls for 930 acres along the shores of Lake Mendota, encompassing wooded hills, friendly shores, and the streets of downtown Madison.

Relax on the Memorial Union terrace with sailboats, canoes, sailboards, and kayaks in the background. The Lakeshore Path is a pedestrian and bicycle-only trail that runs from the Union to Picnic Point, a peninsula that juts out into Lake Mendota. Along the way are numerous beaches or spots to stop and enjoy the beautiful lake views.

Spend an hour alone with your thoughts walking the trails of the UW Arboretum, a 1,300-acre nature preserve right in the middle of the city. Or visit Wisconsin's majestic State Capitol building only minutes away from campus.

And if ever you find yourself with a free afternoon, you may wish to enjoy lunch or a latte with friends at one of the many restaurants lining State Street in the heart of downtown Madison.



## OUTSIDE THE CLASSROOM

More than 680 registered student organizations

About 1,500 performing arts events each year

Campus has 325 acres of natural areas for teaching, research and public enjoyment plus the 1,262-acre arboretum

More than 40 club and intramural sports

Five indoor athletic facilities and 63 areas of outdoor field space



## DID YOU KNOW?

Babcock Dairy Store sells cheese and ice cream made fresh daily at the campus' own dairy plant.



The Lakeshore Path is a popular trail for pedestrians and bicyclists along the shores of Lake Mendota.



# FAMOUS ALUMNI



Jane Kaczmarek, a 1979 graduate of Wisconsin, plays the mother Lois on "Malcolm in the Middle."

## Athletics

**Kenneth Behring** ('51), owner, Seattle Seahawks

**Chris Chelios** (x'83), NHL player, Detroit Red Wings

**Michael Finley** (x'95), NBA player, Dallas Mavericks

**Buddy Melges** ('51), America's Cup skipper

**Allan "Bud" Selig** ('56), commissioner, Major League Baseball

**Troy Vincent** (x'92), NFL player, 2002 Walter Payton NFL Man of the Year

## Arts & Entertainment

**Stephen E. Ambrose** ('57, PhD '63), author, biographer, historian

**Joan Cusack** ('84), actress ("Working Girl," "Grosse Pointe Blank," "In & Out")

**Michael Feldman** ('70), host of public radio show "Whad'Ya Know?"

**Jane Kaczmarek** ('79), actress ("Malcolm in the Middle")

**Steve Miller** (x'67), rock singer

**Joyce Carol Oates** (MA '61), novelist

**Ben Sidran** ('67), jazz pianist

**Boz Skaggs** (William Royce, x'66), rock singer

**Daniel J. Travanti** ('63), Emmy Award-winning actor ("Hill Street Blues")

**Butch Vig** ('80), musician, Garbage

**Eudora Welty** ('29), Pulitzer Prize-winning novelist

**Tom Wopat** (x'74), TV actor ("The Dukes of Hazzard")

**Frank Lloyd Wright** (x1890), architect

## Business

**John P. Morgridge** ('55), chair Cisco Systems

**Arthur C. Nielsen Sr.** ('18), founder of A.C. Nielsen Co. (TV ratings)

**Tom Pyle** (MBA '63), chairman and president, Pyle Group, former chairman and CEO, Rayovac Group

**Lee R. Raymond** ('60), chairman and CEO, Mobil Exxon

## Media


**Rita Braver** ('74), national reporter, CBS News

**Jane Brody** (MS '63), health columnist, *New York Times*

**William Evjue** (x'06), founder of *The Capital Times*

**Jeff Greenfield** ('64), news analyst, CNN

**Greta Van Susteren** ('76), news analyst, CNN



UW's environmental studies program is named after Gaylord Nelson, former U.S. senator and founder of Earth Day.

## Politics

**Dick Cheney** (x'68), vice president of the United States

**James Doyle** ('67), Governor of Wisconsin

**Herb Kohl** ('56), U.S. Senator; owner, Milwaukee Bucks

**Gaylord Nelson** (LLB '42), former U.S. Senator and founder of Earth Day

**Tommy Thompson** ('63, JD '66), U.S. Secretary of Health and Human Services

## Science


**Charles Lindbergh** (x'24), aviator who completed the first solo trans-Atlantic flight

**Jim Lovell** ('50), astronaut, Apollo 13 mission (portrayed by Tom Hanks in the movie)

**John Muir** (x1863), naturalist, father of national park system


**Brewster Shaw** ('68, MS '69), astronaut, space shuttle Columbia; former director, Space Shuttle Operations, NASA

*x indicates year person would have graduated had he or she not left the university*



Charles Lindbergh, shown here with his airplane *The Spirit of St. Louis*.

# UNIVERSITY ADMINISTRATION



## John Wiley

John Wiley was named chancellor of Wisconsin in January 2001, becoming the university's 27th leader.

Prior to being named chancellor, Wiley served as the university's provost and vice chancellor for academic affairs. He was also the dean of the Graduate School and the university's senior research officer.


In his positions, Wiley has represented the institution for a variety of external constituencies. He has also been deeply involved in fundraising.

As provost, Wiley was chief operating officer and deputy chancellor working in the exercise of shared governance and the overall management of the institution.

Wiley received his bachelor's degree in physics from Indiana University in 1964. He attended graduate school at Wisconsin as a National Science Foundation fellow and received master's and doctoral degrees in physics in 1965 and 1968, respectively.

Wiley joined the Wisconsin faculty in the Department of Electrical and Computer Engineering in 1975. He was the co-founder of several highly successful research centers.

Wiley is married to Georgia Blanchfield and has a 19-year-old stepson, Kai Kennedy, and a 17-year-old stepdaughter, Blythe Kennedy.



## Pat Richter

Pat Richter, a former UW student-athlete, professional football player, and successful businessman, became Wisconsin's athletic director in December of 1989.

An All-America tight end for Wisconsin's 1963 Rose Bowl football team, Richter had a distinguished career with the National Football League's Washington Redskins from 1963-71. He was inducted into the National Football Foundation College Hall of Fame and the Rose Bowl Hall of Fame.


Richter earned his bachelor's degree in landscape architecture from the UW in 1964, earning Academic All-America honors in 1962. He was named Wisconsin's Big Ten Medal of Honor recipient in 1963. Richter received his law degree from the UW in 1971. In 1995, he was inducted into the Verizon/CoSIDA Academic Hall of Fame, and was honored as an NCAA Silver Anniversary Award winner for post-college achievements.

After employment with a Madison law firm, he joined the Oscar Mayer Foods Corp., becoming vice president of personnel prior to joining the athletic department staff.

Pat and his wife, Renee, have four sons: Scott (wife Khaki and grandsons J.P. and Cole), Brad (wife Chrissy and grandson Max and granddaughter Samantha), Barry (wife Kim, grandson Blake, granddaughter Alexandra) and Tim.




Associate Athletic Director Barry Alvarez




Deputy Athletic Director Jamie Pollard



Senior Associate Athletic Director Cheryl Marra



Senior Associate Athletic Director Vince Sweeney



Associate Athletic Director Doug Beard



Associate Athletic Director John Chadima



Associate Athletic Director Steve Malchow



# A WINNING ATHLETIC PROGRAM

The University of Wisconsin offers its student-athletes one of the premier intercollegiate athletic programs in the country. Its student-athletes receive the best in education, coaching, support services, travel and competition on the national and conference levels.

Celebrating more than 100 years of competition in some men's sports, Wisconsin's men's teams compete in basketball, cross country, football, golf, ice hockey, rowing, swimming and diving, soccer, tennis, track and field, and wrestling.

Established July 1, 1974, the 12-sport women's athletic program offers basketball, cross country, golf, ice hockey, lightweight rowing, openweight rowing, soccer, softball, swimming and diving, tennis, track and field, and volleyball.

## 2002-03 NCAA/ NATIONAL FINISHES

Basketball		
Men		Sweet 16
Cross Country		
Men		2nd place
Women		19th place
Golf		
Women		24th place
Rowing		
Men		4th
Ltwt. Women		3rd
Soccer		
Women		Second Round
Swimming		
Men		13th place
Women		12th place
Indoor Track & Field		
Men		T44th place
Women		T43rd place
Outdoor Track & Field		
Men		T37th place
Women		T55th place
Volleyball		Second Round
Wrestling		23rd





## 2002-03 Big Ten Conference Champions

Top: Men's Cross Country

Left: Men's Basketball

Bottom: Men's Indoor Track







**Top:** The Wisconsin women's golf team finished second at the Big Ten Championship and finished 24th at the NCAA Championship.

**Right:** Senior Bethany Brewster was named the Big Ten Outdoor Athlete of the Meet after winning the 1500 meters and 5000 meters.


**Bottom:** The Wisconsin men's and swimming teams both finished among the top 13 teams at the NCAA championships. Sophomore Carly Piper was named the Big Ten Swimmer of the Year.




## NCAA CHAMPIONSHIPS



In the last 10 years, the University of Wisconsin has hosted five NCAA championships and an NCAA men's basketball regional.





The Badgers have played host to the NCAA Men's Ice Hockey championship in 1993 and 1997. The 1993 event sold out in three months, the fastest sellout in NCAA hockey history.



Wisconsin played host to the NCAA Women's Volleyball Championship in 1993 and 1998. The Badgers shattered the attendance records for the championship match and two-day event both years.



The UW was also the site of the 1998 NCAA Division I Women's Golf Championship. The event was the first national championship held at University Ridge Golf Course and the first women's championship shown live on national television.



The NCAA Men's Basketball Tournament came to Wisconsin in 2002 when the Badgers played host to a regional in the Kohl Center.

## UW IN THE NACDA DIRECTORS' CUP

1993-94	12th	1998-99	T25th
1994-95	17th	1999-00	17th
1995-96	18th	2000-01	20th
1996-97	24th	2001-02	26th
1997-98	T34th	2002-03	24th



# WISCONSIN TRADITIONS



Top: Wisconsin fans are No. 1!

Right: Bucky Badger is a popular figure at all UW athletic events.



## SCHOOL SONGS

On Wisconsin, On Wisconsin  
Plunge right through that line,  
Run the ball clear down the field, boys  
Touchdown sure this time.  
On Wisconsin, On Wisconsin  
Fight on for her fame.  
Fight fellows, Fight! Fight! Fight!  
We'll win this game!

Var-sity! Var-sity!  
U-rah-rah! Wisconsin!  
Praise to thee we sing  
Praise to thee our alma mater  
U-rah-rah, Wisconsin!

## Badger Nickname

The nickname "Badgers," was borrowed from the state of Wisconsin, which was dubbed the "Badger State." The name didn't come from the animals in the region, but rather from an association with lead miners in the 1820s. Without shelter in the winter, the miners had to "live like Badgers" in tunnels burrowed into hillsides.

## Bucky Badger

Although badgers in various forms had been the University of Wisconsin mascot for decades, the version that is currently known as Bucky, sporting a cardinal and white sweater, was first drawn in 1940 by professional illustrator Art Evans.

In 1949, a student wore a badger outfit with a papier-mâché head at the homecoming game. A pep rally was held to determine the mascot's name—Buckingham U. Badger.

## Bud Song

An integral part of any Wisconsin band performance is the playing of the Bud song. The tune is a spinoff of the song "You've said it all," a jingle with words and music originally written by Steve Karen for Budweiser beer commercials. The song has become legendary at the UW because of its polka-like rhythm.

## Fifth Quarter

The Wisconsin band has become nationally famous for its post-game celebration called the Fifth Quarter. Win or lose, fans sing, dance and cheer the band as it plays traditional favorites like "On, Wisconsin" and the Bud song.

## On Wisconsin

The tune was composed in 1909 by William Purdy, with the words written by UW alumnus Carl Beck, who rewrote them in 1951. Some 2,500 schools and colleges have adopted the music and changed the words to suit their needs.


## WISCONSIN ATHLETICS MISSION STATEMENT

The Division of Intercollegiate Athletics at the University of Wisconsin-Madison dedicates itself to the mission of providing athletic opportunities to a wide range of students and an environment in which all student-athletes can achieve their academic and competitive goals. The Division strives to provide equitable opportunities for all student-athletes and staff, regardless of gender or ethnic background. To honor its academic mission and that of the university, the Division supports the educational aspirations, academic progress and general welfare of the student-athlete. In competition, the Division fosters principles of sportsmanship, respect and fair play. In all of its activities, the Division insists on integrity, ethical conduct and accountability.

# BADGERS IN THE COMMUNITY

The Madison community is extremely supportive of the University of Wisconsin athletic teams and its many student-athletes. In return for that support, many student-athletes take time out of their busy schedules to show their appreciation and involvement in the city of Madison and Dane County through their community service efforts.

Student-athletes have assisted in a variety of service projects including the AIDS Support Network, Big Brothers and Big Sisters, Habitat for Humanity, Special Olympics, United Way, Very Special Arts, visiting children in local hospitals with the Amanda the Panda program, and volunteering at local schools in the Bookin' It with Bucky program. The athletic department also donates a number of tickets and memorabilia to local charities for fund-raising purposes.



**Top left: Members of the football team paint a house for Habitat for Humanity.**

**Below: The Bookin' It With Bucky program rewards kids for reading.**



## NCAA Compliance

As a member of the Big Ten Conference, Western Collegiate Hockey Association, and the National Collegiate Athletic Association (NCAA), the University of Wisconsin must abide by many rules and regulations. Below is general information on how these guidelines apply to prospective student-athletes and representative of athletics interests.

### Definitions

A prospective student-athlete is any student who has started classes for the ninth grade. Before the ninth grade, one becomes a prospective student-athlete if a college gives the individual (or his/her relatives or friends) any financial aid or other benefits that the college does not provide to prospective students generally.

A prospective student-athlete is recruited at a particular university when its coach approaches the prospect (or any member of the prospect's family) about enrolling and participating in athletics at that college by any one of the following three ways:

- Providing an official visit to the university's campus;
- Having an arranged, in-person, off-campus encounter with a prospect or the prospect's family; or
- Placing more than one telephone call to a prospect or any other member of his/her family.

A representative of the UW's athletics interests ("booster") is anyone who...

- is an alumnus of the UW
- has contributed to a Badger athletic program.
- has helped arrange employment of enrolled and prospective UW student-athletes.
- has been involved in any way promoting the Badger athletic program.

### The Recruiting Process

Institutional staff members have very specific guidelines when it comes to recruiting that vary by sport. The major areas are: telephone calls, contacts, evaluations, campus visits, correspondence, and highlight films/videotapes.

In addition to general recruiting regulations, no booster can be involved in recruiting (e.g., no phone calls, letters, or in-person contacts).

### Eligibility

Prospects who intend to participate in Division I intercollegiate athletics must register with and be certified by the NCAA Initial Eligibility Clearinghouse. Please contact your high school counselor for more information on this process, especially regarding the requirements to be eligible.

### Extra Benefits

By NCAA definition, an extra benefit is any special arrangement by an institutional

employee or a booster to provide a student-athlete or a student-athlete's relative or friend a benefit that is not expressly authorized by NCAA legislation. This is prohibited. If the benefit is demonstrated to be generally available to ALL UW STUDENTS or their relatives or friends determined on a basis unrelated to athletic ability, it is not a violation of NCAA rules.

Extra benefits are also not permissible for prospective student-athletes. They are called offers and inducements, and include any benefit such as cash, clothing, cars, improper expenses, transportation, gifts or loans to encourage you to sign a National Letter of Intent or attend an NCAA university. UW Compliance On-Line Training Program Compliance Rules and Regs is a compliance training program available on the internet. Student-athletes, coaches and designated athletic department staff are required to complete the program, while boosters are encouraged to participate. Please go to [www.uwbadgers.com](http://www.uwbadgers.com) under the tab for "Compliance" to check it out.

Since this is not an all-inclusive summary, we encourage you to contact the UW Compliance Office at (608) 265-2973 with any questions. Information can also be found on the web at [www.uwbadgers.com](http://www.uwbadgers.com) and [www.ncaa.org](http://www.ncaa.org).




# FETZER STUDENT-ATHLETE CENTER

The Fetzer Student-Athlete Academic Center has been helping Wisconsin student-athletes to achieve their academic goals since 1997.

The 15,000 square-foot, state-of-the-art facility serves the needs of all student-athletes. The center features an open area with carrels that can accommodate up to 30 students. There are 11 study rooms of different shapes and sizes, including a 55-seat auditorium. A computer room houses 40 PCs while the entire center is wired with voice/data jacks and power ports.

Director David Harris supervises a staff of five advisors and three learning specialists who conduct the academic services offered to the more than 800 student-athletes. The advising staff of Tom Browne, Chris Butler, Jerry Darda, Mary Weaver-Klees and Alan Zussman along with learning specialists Doug Tiedt, Maryellen Rock and Nancy Gatyas, have a comprehensive understanding of academics at Wisconsin, and a permanent line of communication with all university departments. The staff renders quality academic and personal support to student-athletes and assists coaches in providing the best possible collegiate experience.

Student-athletes can drop in before practice or between classes to study or meet with the advisors and grant-in-aid staff whose offices are located in the center.



The Fetzer Student-Athlete Academic Services Center, a state-of-the-art facility located in the lower level of the McClain Center, opened in 1997. The \$2.1 million center is one of the best in the nation and includes 11 study rooms, a computer room, and a 55-seat auditorium.

## B.I.G. R.E.D. LIFE SKILLS PROGRAM

The University of Wisconsin dedicates itself to providing athletic opportunities to a wide range of students and an environment in which all student-athletes can achieve their academic and competitive goals.

The BIG RED (Building Integrity while Growing through Responsible and Educated Decisions) Life Skills Program, under the direction of Mike Moss, provides support to enable student-athletes to grow intellectually, physically, socially, emotionally and ethically.

- ◆ Academic Excellence
- ◆ Athletic Excellence
- ◆ Commitment to Serve
- ◆ Career Preparation
- ◆ Development of Personal Growth
- ◆ Development of Leadership

Advising sessions are offered on a one-to-one basis at a time appropriate for the student-athlete. Athletes are degree-oriented while allowing for the flexibility to explore different areas. The advising staff takes a personal approach to each student-athlete in determining his or her individual needs, personal or academic.

Student-athletes at Wisconsin receive recognition for outstanding academics in a number of ways. The Big Ten Conference honors scholar-athletes with Academic All-Big Ten honors while the UW Athletic Board recognizes Athletic Board Scholars for the highest grade-point average in each sport. In addition, student-athletes may be nominated for Academic All-America honors through the sports information office.

## STUDENT RESOURCES

- ◆ Academic Advancement Program
- ◆ Dean of Students Office
- ◆ Division of Information Technology
- ◆ International Student Services
- ◆ McBurney Disability Resource Center
- ◆ Morgridge Center for Public Services
- ◆ Multicultural Student Center
- ◆ Race Relations Education Program
- ◆ TRIO Student Support Services
- ◆ University Health Services

# ENDOWED ATHLETIC SCHOLARSHIPS

As more and more colleges and universities turn to innovative and effective ways of meeting the mounting financial challenges of supporting their intercollegiate athletic programs, it becomes increasingly evident that one of the most successful strategies is the establishment of endowed athletic scholarships.

At the University of Wisconsin-Madison, endowment funds to support athletic scholarships are normally created through gifts to the UW Foundation. A portion of the income from the endowed fund is used each year for scholarship support, and the remainder is reinvested in the principal.

The following endowed scholarships, named for the donor or for someone the donor wishes to honor, provide full or partial grants-in-aid to Badger student-athletes. Many thanks to our generous supporters!

## Endowed Scholarships

Michael and Edith Agazim Memorial (football)  
Theodore and Marcella Albrecht  
Barry Alvarez (football)  
Alan Ameche (football)  
Anita J. Angus Scholarship  
Badger Advantage Club (w-tennis)  
Badger Crosscourt Club (m-tennis)  
Men's Basketball Alumni Scholarship  
P. Goff Beach Memorial  
Art Brazy (football)  
Neal and Joann Brunner  
Dick and Marlene Cable (m-basketball)  
Rex Capwell (m-basketball)  
Charles H. Carpenter (football)  
Bob and Honner Cooper (w-swimming)  
Robert J. Curry Family (football)  
Raymond M. and Margaret F. Davis (football)  
Ron Dayne (football)  
Jimmy Demetral (football)  
Alfred and Bernice DeSimone (football)  
Jim Doriot Athletic  
Chuck and Jane Ellis in honor of  
John L. Riley (hockey)  
Peter Gambino Memorial (m-golf)  
Mel Goldin Memorial (m-track)  
Irwin and Robert Goodman (softball)  
Sarah Gornick Memorial (crew)  
Alice Higgitt Helminiak (w-tennis)  
Arthur and Lillian Hildebrandt (tennis)  
Elroy Hirsch (football)  
HoopTroop (w-basketball)  
Howard Family (m-hockey)  
John Jardine Memorial (football)  
Warren R. Jollymore Memorial  
Jim Kalscheur/Ron Krantz (m-athletics)  
Jack F. Kellner Memorial (football)  
Jack F. Kellner Memorial (track)  
Jerry and Kelley Kilcoyne  
Duane Kleven (wrestling)

Ron Krantz (basketball)  
Ron Krantz (football) in honor of John Jardine  
Ken and Betty Kruska Family  
Forrest and Mildred Kubly  
Mildred K. and Kenneth J. Kuebler  
Charles P. LaBahn (swimming)  
Lakeland Union High School  
Lloyd Larson (football)  
Edessa K. Lines (w-athletics)  
Marnee Loeffler Memorial (hockey)  
Steve Lowe Memorial (volleyball)  
Richard Ludtke Memorial (basketball)  
Jim McCallum Memorial (m-basketball)  
Henry McCormick Memorial (m-athletics)  
Richard W. and Ellen H. Meister (m-basketball)  
John Messmer (football)  
Gary Messner (football)  
Tim and Beth Mielcarek (m-basketball)  
Charlie Mohr Memorial (m-athletics)  
Frank Molinaro Memorial (w-golf)  
Robert Monteith (football)  
David R. and Anne G. Nerenz (m-soccer)  
Albert O. Nicholas (m-basketball)  
Frank & Esther Nickerson Memorial  
Kit Saunders Nordeen (w-athletics)  
Harold Ofstie Memorial  
Francis A. Ogden and Mary Louise Monteith  
(football)  
Kathryn E. Parkinson  
Ralph E. Petersen (m-swimming)  
H. H. Petrie Memorial (hockey)  
James Plopper  
Purple Moon Foundation (w-basketball)  
Floyd W. and Ruth B. Radel  
(football/basketball)  
Pat Richter (football)  
Lowell R. Robbins (football)  
Harlan B. Rogers  
Paul and Diane Root (football)  
Harold and Doreen Scales  
William E. Schmidt  
Ursula Schmitt (w-athletics)  
Armund J. "Pug" Schoen (tennis)  
Schreiner-Hoskins (football)  
Kenneth M. Schricker Memorial (football)  
Peter Daniel Seligman (football)  
Allen J. Shafer  
George Shinnors Family  
Marv and Judy Siegert  
John Simcic Educational  
C. Harvey Sorum Memorial (tennis)  
William and Eva Mae Stolte Memorial  
Butch and Ruth Strickler  
Guy Sundt (track/cross country)  
Peter Tegen (w-track/cross country)  
Verick/Gaspardo Family (m-basketball)  
Troy Vincent Family (football)  
Charles H. Vogts (m-basketball)  
William E. Walker Scholarship  
Gerald A. and Lucy Welch (football)  
Jeffrey M. White Family  
Francis A. and Elizabeth N. Wiesner  
Tom Wiesner (football)  
J. Nash Williams Athletic  
John McMynn Williams (m-basketball)  
Wisconsin Eastern Alumni

Wisconsin Golf Club  
Wisconsin Men's Hockey  
Wisconsin Wrestling  
John E. and Glenn M. Wise (m-basketball)  
Women's Intercollegiate Sports Club  
George L. Wright (track/cross country)

## Funds used for Program and Operational Support

Charles Berndt Memorial Fund (football)  
John G. Gerlach Memorial Fund  
Alan Reid Geweke Develop. Fund (m-crew)  
Robert and Irwin Goodman  
James E. Ivins Endowment (m-crew)  
Jean W. Kilgour Scholarship (w-athletics)  
Phillip W. Mork Family Endowment (crew)  
Mike Murphy Endowment Fund (crew)  
Louis F. Reinke Scholarship  
Fred H. Ripley Scholarship (crew)  
Carol Robinson Endowment Fund  
Howard and Helen Rogers Estate (crew)  
Harry Emerson "Dad" Vail Fund (crew)  
Wisconsin Rowing Association Endowment  
Alan Zussman Student-Athlete Scholarship

## Estate/Deferred/Insurance Gifts

Perry Armstrong Athletic Scholarship  
Charles Clafin  
Roger Dornburg  
Violet Higgitt Frank Scholarship (tennis)  
Trent Jackson Family (basketball)  
Mark Cullen in honor of John Jardine (football)  
John M. Keil Family Scholarship  
Ronald McDevitt (swimming)  
John B. Menn (football)  
Harold & Shirley Montross (w-athletics)  
William Nathenson Memorial (football)  
Milton Neshek  
Michael M. Nicholson (football)  
Janet Petrie Scholarships (football & basketball)  
William Schultz (football)  
Robert Mark Sickels (soccer)  
Thomas R. and Mary W. Stephens Fund (tennis)  
Tom Talbot (wrestling)  
L.N. Van Dyke (football)

*Scholarships are for any sport unless specified.*

For information about how to create a named scholarship in men's or women's athletics or how to contribute to an established endowment, please contact:

Trent Jackson  
Director of Development for  
Intercollegiate Athletics  
UW Foundation  
1848 University Ave.  
Madison, WI 53705  
Phone: (608) 262-7225  
trent.jackson@uwfoundation.wisc.edu



# SPORTS MEDICINE

The sports medicine staff provides all University of Wisconsin student-athletes with high quality health care. Wisconsin's Sports Medicine program features state-of-the-art facilities and the services of leading sports medicine and health care professionals.

The sports medicine staff consists of team physicians, dentists, athletic trainers, and a full-time nutritionist. The day-to-day care, prevention, and treatment of injuries to Badger athletes is supervised by a staff of 12 full-time and two graduate assistant National Athletic Trainers Association (NATA) certified and State of Wisconsin licensed athletic trainers.



Under the direction of head athletic trainer Dennis Helwig, the Sports Medicine program focuses on injury prevention. Full-time athletic trainers Karen Bloch, Beth Cranley, Greg Ehlers, Chad Gabbard, Chuck Hart, Jan Helwig, Andy Hrodey, Mike Moll, Henry Perez-Guerra, Laura Walluk, and Ian Wood as well as graduate assistant trainers Greg Marcotte and Tracy Poro utilize functional measures, measure physiological capacity and outline programs to improve flexibility.

Full-time nutritionist Jeremy Isensee provides dietary analysis and supervises training table meals to enhance the performance of the student-athletes.


The Sports Medicine facility in the McClain Center features an extensive collection of therapeutic and rehabilitation equipment including a 50-foot, two-lane-rehabilitation pool, and an on-site x-ray facility. Considered one of the nation's finest, the McClain Sports Medicine Center offers an environment conducive to expedient care and a healthy return to competition.

Should an injury occur, athletes are seen immediately by team physicians affiliated with the world-renowned UW Hospitals and Clinics. Medical director Dr. Ben Graf, an orthopedic surgeon, is responsible for all services provided to student-athletes. Orthopedic care is also provided by team physician Dr. John Orwin and Dr. Lee Kaplan. General medical care is directed by the head of primary care, Dr. Greg Landry and he is joined by Dr. David Berhardt, Dr. Tom Best and Dr. Kathleen Carr.

In addition to the headquarters in the McClain Athletic Facility, auxiliary athletic training rooms are located in Camp Randall Stadium, Natatorium, UW Field House, and the Kohl Center. All training areas are equipped with the finest therapeutic modalities and rehabilitative apparatus.



The Wisconsin Sports Medicine facility features an extensive collection of therapeutic and rehabilitation equipment including a 50-foot, two-lane-rehabilitation pool (bottom), and an on-site x-ray facility in the McClain Center.



Head Athletic Trainer Dennis Helwig

“The University of Wisconsin Sports Medicine Program is designed to provide the student-athletes of UW access to high-quality sports medicine care, and through personal interaction, enhance the academic and athletic experiences of each individual.”

*UW Sports Medicine  
Mission Statement*

# STRENGTH & CONDITIONING

The Wisconsin strength and conditioning program is a key component in all of the Badger teams' success on the playing field. The program's goal is to increase the overall performance of each student-athlete, prevent injuries and help athletes reach their potential.


Strength and conditioning coordinator John Dettmann along with assistants Kerri Ariens, Brian Bott, Ben Herbert, Scott Hettenbach, Mike Potenza and Jim Snider work with the UW coaches to develop training programs to enhance each athlete's performance.

Badger athletes work on their strength programs in weight rooms in the McClain Center, Kohl Center and Camp Randall Stadium.


The McClain Center weight room is the largest of the facilities and features more than 45,000 pounds of free weights and more than 50 weight machines. The room has seven squat racks, eight bench press stations, eight flat-to-incline benches, six Olympic lift platforms and numerous other free weight stations.

The Kohl Center weight room is equipped with five custom-built free weight power platforms and 4000 pounds of free weights. The room has nine pieces of cardiovascular equipment and three Vertimax jump trainers.

The Badger Den has five power stations with each station consisting of a platform for Olympic style lifting as well as a squat rack, bench press, incline bench press, pull-up station and a dip station. There are three lat-pull machines and seated row machines, a complete set of dumbbells and a complete set of plyometric boxes.



Wisconsin student-athletes benefit from seven full-time strength and conditioning coaches as well as three weight rooms in the McClain Center (top), Kohl Center (middle) and Camp Randall Stadium (right).



“The goal of the Wisconsin strength and conditioning program is to train for total athletic excellence. We profile each student-athlete upon arrival and set up specific training regimens to help athletes reach their individual potential. The plan is to build overall strength, speed, agility and stamina. Our program is comprehensive and the end result is that we are as productive on the athletic field as possible.”

*John Dettmann*  
Strength & Conditioning Coordinator



# WISCONSIN SPORTS FACILITIES




**Top:** Camp Randall Stadium is the home of the football Badgers and has a seating capacity of 76,634. Construction is underway to renovate the stadium, increasing seating and adding an athletic department office building.

**Right:** The McClain Athletic Center features a 90-yard indoor practice field with artificial turf. The lower level houses the Fetzer Student Academic Center, the Sports Medicine headquarters, a fully-equipped weight room, and locker rooms for football, track, softball, and soccer.






**Left and Below:** The Kohl Center is the home of the Badger basketball and hockey teams. One of the finest on-campus athletic facilities in the nation, the \$76 million structure includes a separate practice gym, locker rooms, lounge areas, and coaches' offices.



**Left:** Wisconsin's rowing programs look forward to a renovated boat house in 2004.





**Left:** The Wisconsin Field House, which seats 10,600, is the practice and competitive facility for the Badger volleyball team as well as the competitive facility for the wrestling squad.

**Below:** The Goodman Softball Diamond has an NCAA-regulation, natural grass field with a centerfield distance of 220 feet, and foul line distances of 200 feet. The facility includes dugouts, locker areas, players' lounge, grandstand seating for 1,600, and media facilities.



**Above:** The swimming and diving teams have two pools for practice and competition. The Natatorium contains an eight-lane, 25-yard pool equipped with an automatic timing system and digital readout score board. The 50' x 40' diving well is fitted with three one-meter and two three-meter boards. The Southeast Recreational Facility (pictured above) features an indoor long course pool with movable bulkheads.

**Right:** Nielsen Tennis Stadium is the year-round home of the Badger tennis teams. The stadium features 18 tennis courts (12 indoor and six outdoor), five squash courts, one squash doubles court, and seats 1,500 spectators.





**Top:** University Ridge, one of the finest golf courses in the Midwest, features a par-72, 18-hole course, 15,000-square foot practice green and a 5,000-square foot chipping green.

**Right:** The McClimon Outdoor Track and Soccer Complex, which is fully lighted, features a 400-meter Martin rubber surface with throwing and jumping areas in the infield. The soccer field is Olympic size and has natural grass.



**Left:** The Camp Randall Memorial Sports Center or Shell, which seats 2,500 fans, features a 200-meter Martin rubber track with throwing and jumping areas in the infield.



## A GREAT COLLEGE TOWN

**M**adison is one of the hippest, healthiest and happiest cities in America. It is difficult to name another city that has garnered more accolades than Madison, Wisconsin. The capital city is truly a creative garden where dozens of world-renowned athletes, scientists, artists, inventors, musicians and world leaders were born, raised, educated and employed. The Madison area has it all—beauty, brains and a great personality!


Madison's downtown is on an isthmus, a half-mile wide strip of land between Lake Monona and Lake Mendota. The rest of the city, including the University of Wisconsin-Madison campus, wraps around the lakes. Madison's famed State Street, a one-mile pedestrian mall linking the state Capitol with the UW campus, is a great spot for people watching or hanging out at one of its many coffeehouses, bookstores, eclectic boutiques, ethnic eateries and nightclubs.

The city is a spectacular display of natural beauty that abounds with opportunities for outdoor recreation. With five area lakes and more than 200 parks, the area's rolling hills are host to many globally-recognized events, from the annual Paddle & Portage canoeing event to Madison Blues Festival and Ironman Wisconsin Triathlon. Madison is a paradise for outdoor enthusiasts including joggers, hikers, skiers and especially bicyclists. Known as the bike capital of the Midwest, Madison boasts nearly 100 miles of bike trails. The city's main thoroughfares even have bike lanes!

No matter your preference for recreation or relaxation, you'll find plenty to do in Madison and encounter a diverse group of individuals who all call this place "home."

• • •  
 "No better college atmosphere can be found anywhere than in Madison with so many things to do. People come just to see how much students care for and love the opportunities the campus offers."

*Princeton Review, 2003*



**Top:** The State Capitol is the center of Madison's isthmus between lakes Mendota and Monona.

**Middle:** State Street is home to numerous shops and restaurants.

**Left:** Madison features over 100 miles of bike trails. (Photo by Craig Wilson.)



# Life in Madison

## September 2003

#1 College Sports Town in America  
*Sports Illustrated on Campus Magazine*

## June 2003

Friendliest City in the Midwest  
*Midwest Living Magazine*

## June 2003

#2 Among America's Best Places  
to Live and Work  
*Employment Review Magazine*

## May 2003

#5 Best Places for Business  
and Careers  
*Forbes Magazine*

## March 2003

One of Five Cities that Inspire  
*Delicious Living Magazine*

## February 2003

#5 Campus Scenes That Rock  
*Rolling Stone Magazine*

## July 2002

#1 Small-size Cities for Creativity  
*The Washington Monthly*

## July 2002

#2 Best Places to Live  
*Homeadvisor.msn.com*

## June 2002

#2 Among America's Best Places  
to Live and Work  
*Employment Review Magazine*

## May 2002

#2 Best Place to Live and Work  
in America  
*BestJobsUSA.com*

## March 2002

#1 Best (small) Cities for Women  
*Ladies Home Journal*

## November 2001

#2 Mid-size City in the Country  
for Cycling  
*Bicycling Magazine*

## March 2001




#6 Best City for Families  
*Child Magazine*

## September 2000

One of the Nation's Best Small  
Cities for Families  
*Family Fun Magazine*

## September 2000

#5 Fittest City in America  
*Shape Magazine*





# BADGER BASKETBALL

## 2003-04 SCHEDULE

DATE	OPPONENT	TV	TIME
<b>Exhibition Games</b>			
NOV. 8	EA SPORTS ALL-STARS*		7 PM
NOV. 17	NBDL*		7 PM
Nov. 21	at Penn		6 pm
NOV. 25	EASTERN ILLINOIS		7:05 PM
NOV. 29	RUTGERS	ESPN Plus Local	7 PM
<b>ACC-Big Ten Challenge</b>			
Dec. 2	at Maryland	ESPN2	8:30 pm
DEC. 6	DETROIT	ESPN Plus Local	7 PM
DEC. 10	UW-GREEN BAY	ESPN Plus Local	7 PM
DEC. 13	UW-MILWAUKEE	ESPN Plus Local	11 AM
DEC. 20	MARQUETTE	ESPN	1 PM
<b>Rock and Roll Shootout (Gund Arena - Cleveland, Ohio)</b>			
Dec. 27	vs. Ohio		7:30 pm
Dec. 30	at Alabama	ESPN Plus Local	6 pm
JAN. 3	COLLEGE OF CHARLESTON		1 PM
JAN. 6	INDIANA	ESPN	7 PM
JAN. 10	MICHIGAN STATE	ESPN	11 AM
Jan. 14	at Purdue	ESPN Plus Local	7 pm
JAN. 21	MICHIGAN	ESPN Plus Local	8 PM
JAN. 24	ILLINOIS	ESPN Plus Regional	1:34 PM
Jan. 28	at Ohio State	ESPN Plus Local	7 pm
FEB. 4	MINNESOTA	ESPN Plus Local	7 PM
Feb. 7	at Northwestern	ESPN Plus Regional	1:34 pm
Feb. 11	at Iowa	ESPN Plus Local	7 pm
FEB. 14	OHIO STATE	ESPN	6 PM
Feb. 18	at Illinois	ESPN Plus Local	7 pm
Feb. 22	at Michigan	CBS	1 pm
FEB. 25	PENN STATE	ESPN Plus Local	7 PM
FEB. 29	PURDUE	ESPN Plus Local	1 PM
March 2 or 3	at Michigan State	ESPN/ESPN Plus Local	TBA
March 6 or 7	at Indiana	ESPN Plus Regional/CBS	11:17 am/3 pm
March 11-14	2004 Big Ten Tournament (Indianapolis, Ind.)		
March 18-21	2004 NCAA Tournament, Rounds 1 & 2		
March 25-28	2004 NCAA Tournament Regional Semifinals & Finals		
April 3 & 5	2004 NCAA Tournament Final Four (San Antonio, Texas)		

Home games in CAPS

All times CST and subject to change

\* - exhibition game

**UWBADGERS.COM**

The Official Website  
of Wisconsin Athletics

